



US00D781216S

(12) **United States Design Patent**
Fujisawa

(10) **Patent No.:** **US D781,216 S**
(45) **Date of Patent:** **** Mar. 14, 2017**

- (54) **TIRE FOR AUTOMOBILE**
- (71) Applicant: **Sumitomo Rubber Industries, Ltd.**,
Kobe-shi, Hyogo (JP)
- (72) Inventor: **Takuya Fujisawa**, Kobe (JP)
- (73) Assignee: **SUMITOMO RUBBER**
INDUSTRIES, LTD., Kobe-Shi (JP)
- (**) Term: **15 Years**
- (21) Appl. No.: **29/550,950**
- (22) Filed: **Jan. 8, 2016**
- (51) **LOC (10) Cl.** **12-15**
- (52) **U.S. Cl.**
USPC **D12/564**
- (58) **Field of Classification Search**
USPC 152/5, 151, 152.1, 167, 208,
152/209.1-209.28, 246, 450, 526, 527,
152/532, 535, 538, 541; D12/145,
D12/500-605, 900-901
CPC B60C 11/00; B60C 2011/0337; B60C
2011/0339; B60C 2011/0386; B60C 3/00;
B60C 3/08; B60C 1/00; B60C 2200/00;
B60C 2200/02; B60C 2200/04; B60C
2200/06; B60C 2200/065; B60C 2200/08;
B60C 2200/10; B60C 2200/12; B60C
2200/14; B60C 7/00; B60C 7/02; B60C
7/04; B60C 7/06; B60C 7/08; B60C 5/00;
B60C 13/00
See application file for complete search history.

(56) **References Cited**
U.S. PATENT DOCUMENTS

- D284,364 S * 6/1986 Nakanishi D12/565
- D287,236 S * 12/1986 Yonekura D12/543
- D320,772 S * 10/1991 Hasegawa D12/555

- 5,213,641 A * 5/1993 Tsuda B60C 11/11
152/209.28
- D396,675 S * 8/1998 Johenning D12/566
- D400,480 S * 11/1998 Johenning D12/555
- RE37,306 E * 8/2001 Shirai B60C 11/03
D12/556
- D448,708 S * 10/2001 Shinoda D12/544
- D452,960 S * 1/2002 Shinoda D12/561
- D464,613 S * 10/2002 Weaver D12/544
- D471,151 S * 3/2003 Otsuji D12/544
- D582,841 S * 12/2008 Kohara D12/556
- D592,588 S * 5/2009 Heinen D12/564
- D626,499 S * 11/2010 Fujita D12/544
- D626,500 S * 11/2010 Fujita B60C 11/0311
D12/544
- D648,259 S * 11/2011 Oki D12/566
- D684,922 S * 6/2013 Scheuren D12/564
- D710,292 S * 8/2014 Le D12/564
- D724,008 S * 3/2015 Mathonet D12/564
- D724,009 S * 3/2015 Niwa D12/565

(Continued)

Primary Examiner — Manpreet Matharu
Assistant Examiner — Keith Wilson
(74) *Attorney, Agent, or Firm* — Birch, Stewart, Kolasch
& Birch, LLP

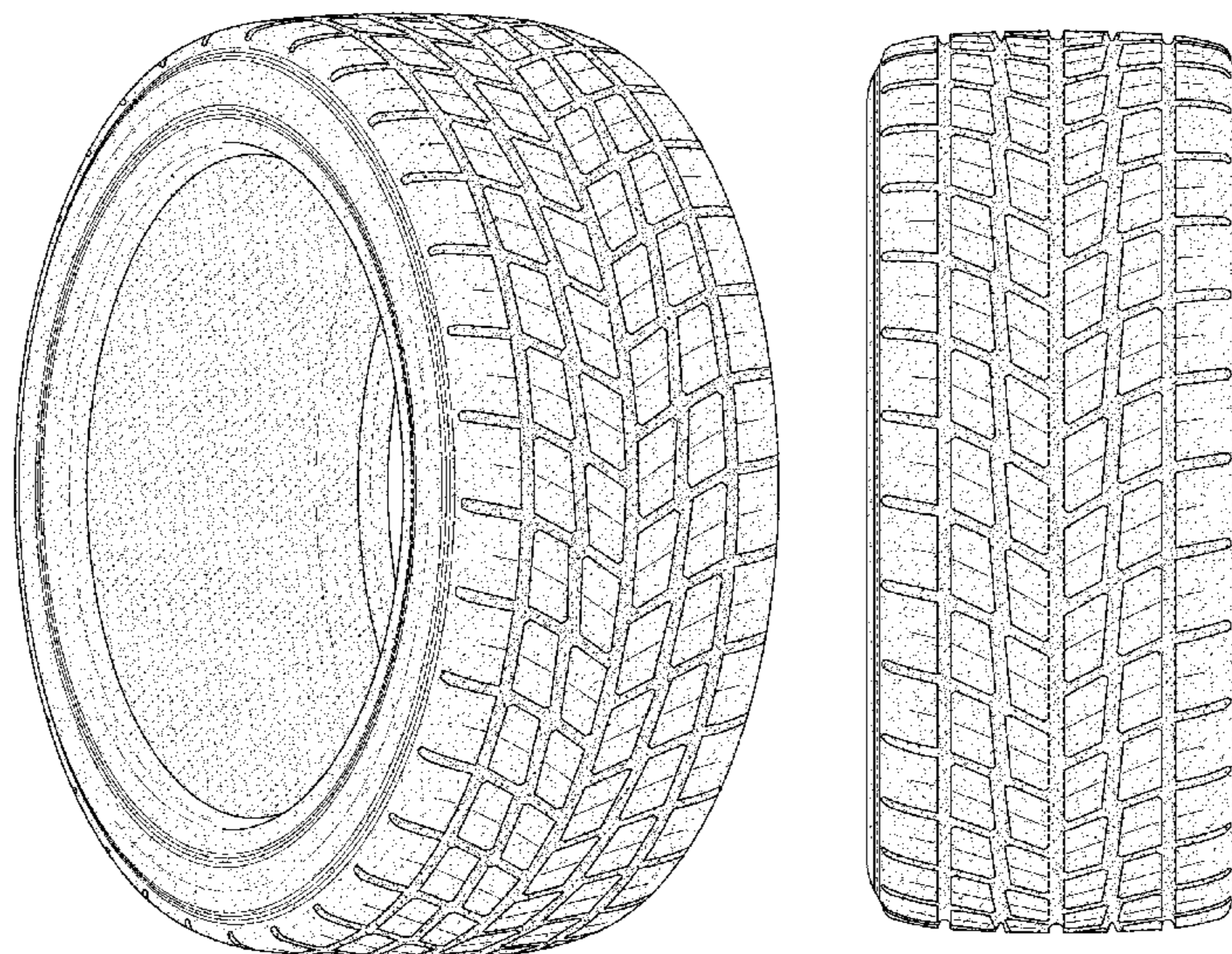
(57) **CLAIM**

The ornamental design for a tire for automobile, as shown and described.

DESCRIPTION

FIG. 1 is a front perspective view of a tire for automobile showing my new design;
FIG. 2 is a front view thereof;
FIG. 3 is a left side view thereof;
FIG. 4 is a rear view thereof;
FIG. 5 is a right side view thereof; and,
FIG. 6 is a partial enlarged view of FIG. 2.
The top view and the bottom view are the same as the front view.

1 Claim, 6 Drawing Sheets



(56)

References Cited

U.S. PATENT DOCUMENTS

D736,143 S * 8/2015 Rizzo D12/536
D756,293 S * 5/2016 Mathonet D12/566
2011/0088821 A1* 4/2011 Imakita B60C 11/1315
152/209.15
2013/0263988 A1* 10/2013 Minoli B60C 11/0316
152/209.19

* cited by examiner

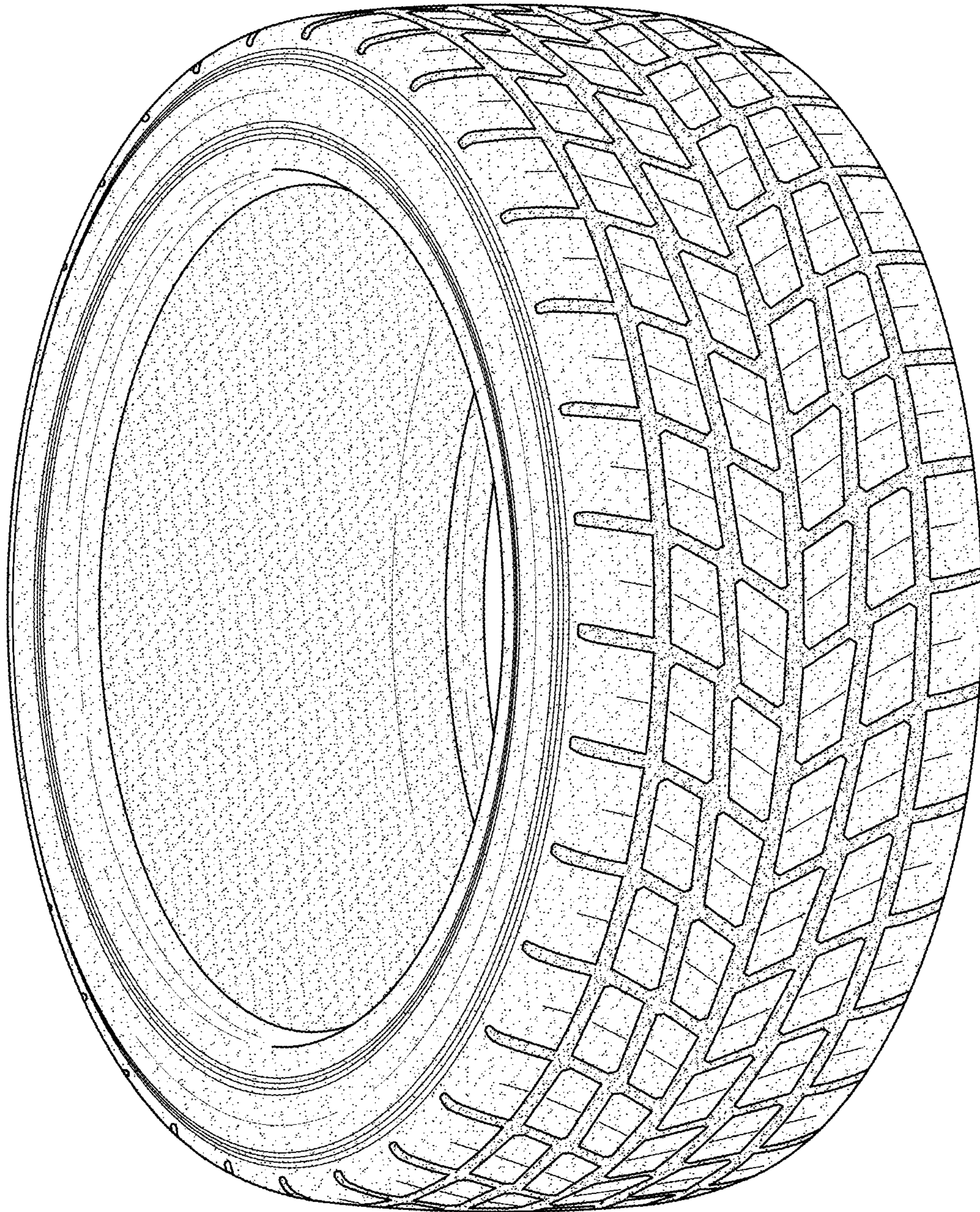


FIG.1




FIG.2

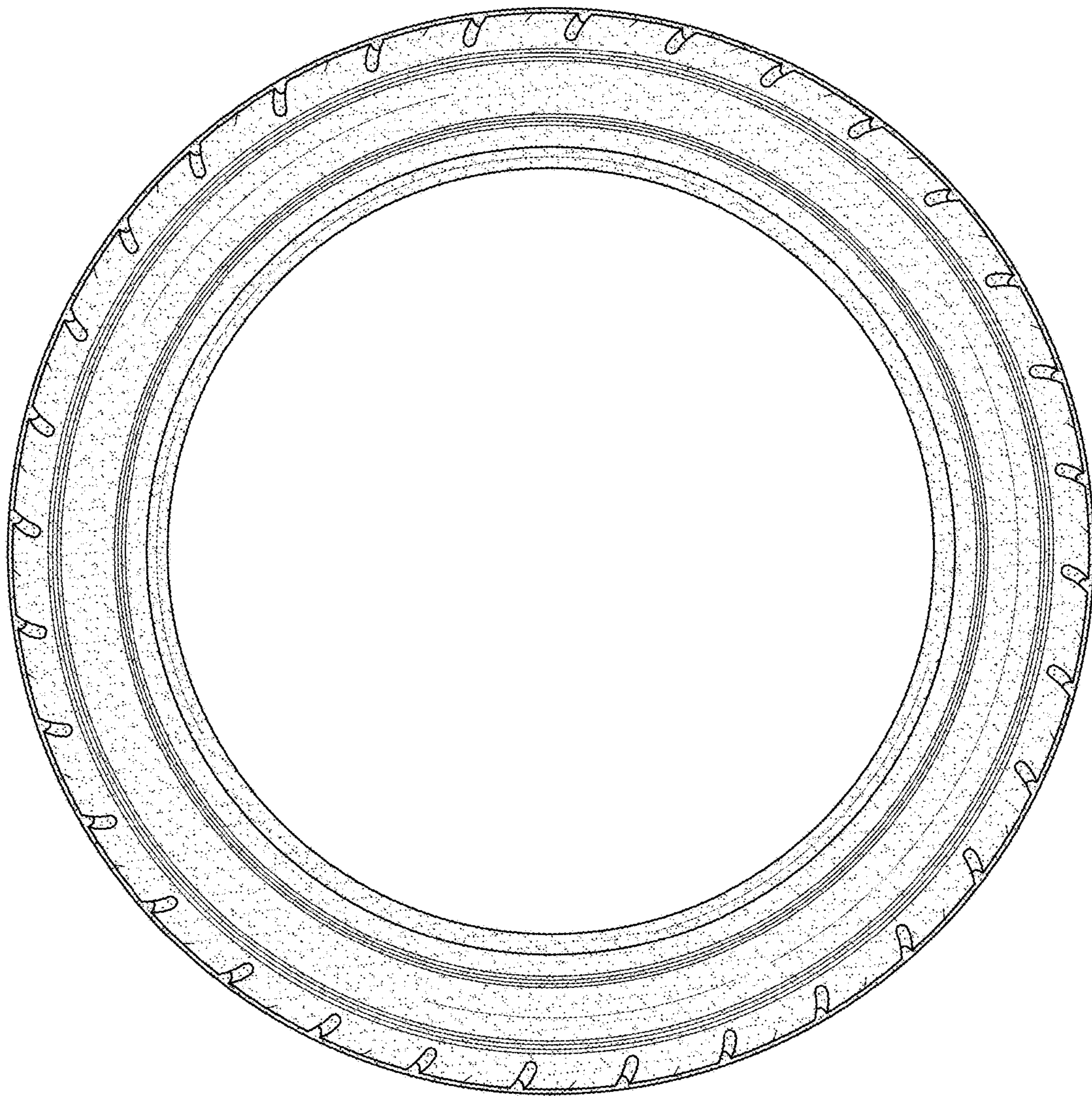


FIG.3




FIG.4

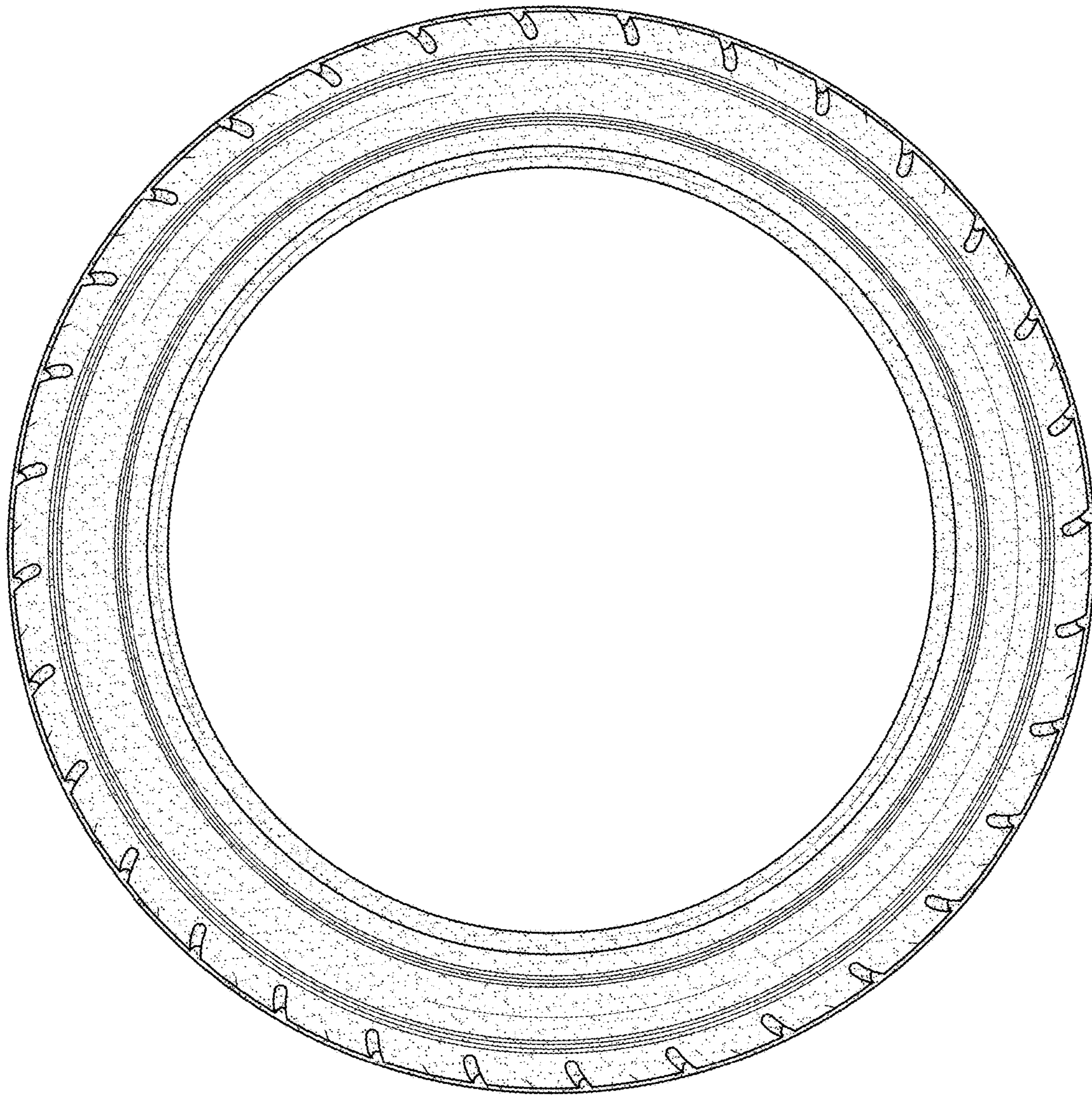


FIG.5




FIG.6