



US00D781214S

(12) **United States Design Patent**
Lo

(10) **Patent No.:** **US D781,214 S**
(45) **Date of Patent:** **** Mar. 14, 2017**

(54) **TIRE**

(71) Applicant: **Tsai Jen Lo**, Chang-Hwa (TW)

(72) Inventor: **Tsai Jen Lo**, Chang-Hwa (TW)

(**) Term: **14 Years**

(21) Appl. No.: **29/526,194**

(22) Filed: **May 7, 2015**

(51) **LOC (10) Cl.** **12-15**

(52) **U.S. Cl.**
USPC **D12/544**

(58) **Field of Classification Search**
USPC D12/500-579; 152/209.12
CPC . B60C 11/0306; B60C 11/11; B60C 11/0318;
B60C 2200/14
See application file for complete search history.

(56) **References Cited**

U.S. PATENT DOCUMENTS

| | | | | |
|----------------|---------|-------------|-------|--------------------------|
| D412,873 S * | 8/1999 | Rooney | | D12/544 |
| 6,651,712 B1 * | 11/2003 | Sundkvist | | B60C 11/11 152/209.12 |
| D514,501 S * | 2/2006 | Nishimori | | D12/544 |
| D522,450 S * | 6/2006 | Gerasimczuk | | D12/544 |
| D555,580 S * | 11/2007 | Lo | | D12/544 |
| D600,632 S * | 9/2009 | Lo | | D12/544 |
| D612,797 S * | 3/2010 | Lo | | D12/544 |
| D632,244 S * | 2/2011 | Green | | D12/579 |
| D671,486 S * | 11/2012 | Rooney | | D12/579 |
| D751,030 S * | 3/2016 | Chen | | D12/544 |

OTHER PUBLICATIONS

Arctic Chat. S TI Black Diamond XTR's on ITP SS216's on a 2013 TRV 700. Apr. 15, 2013 [earliest online date], [site visited Aug. 22, 2016]. Available from Internet <URL:http://www.arcticchat.com/forum/atv-tires-wheels/336746-sti-black-diamond-xtr-s-itp-ss216-s-2013-try-700-a.html>.*

* cited by examiner

Primary Examiner — Robert M Spear

Assistant Examiner — Darcey E Heflin

(74) *Attorney, Agent, or Firm* — Rosenberg, Klein & Lee

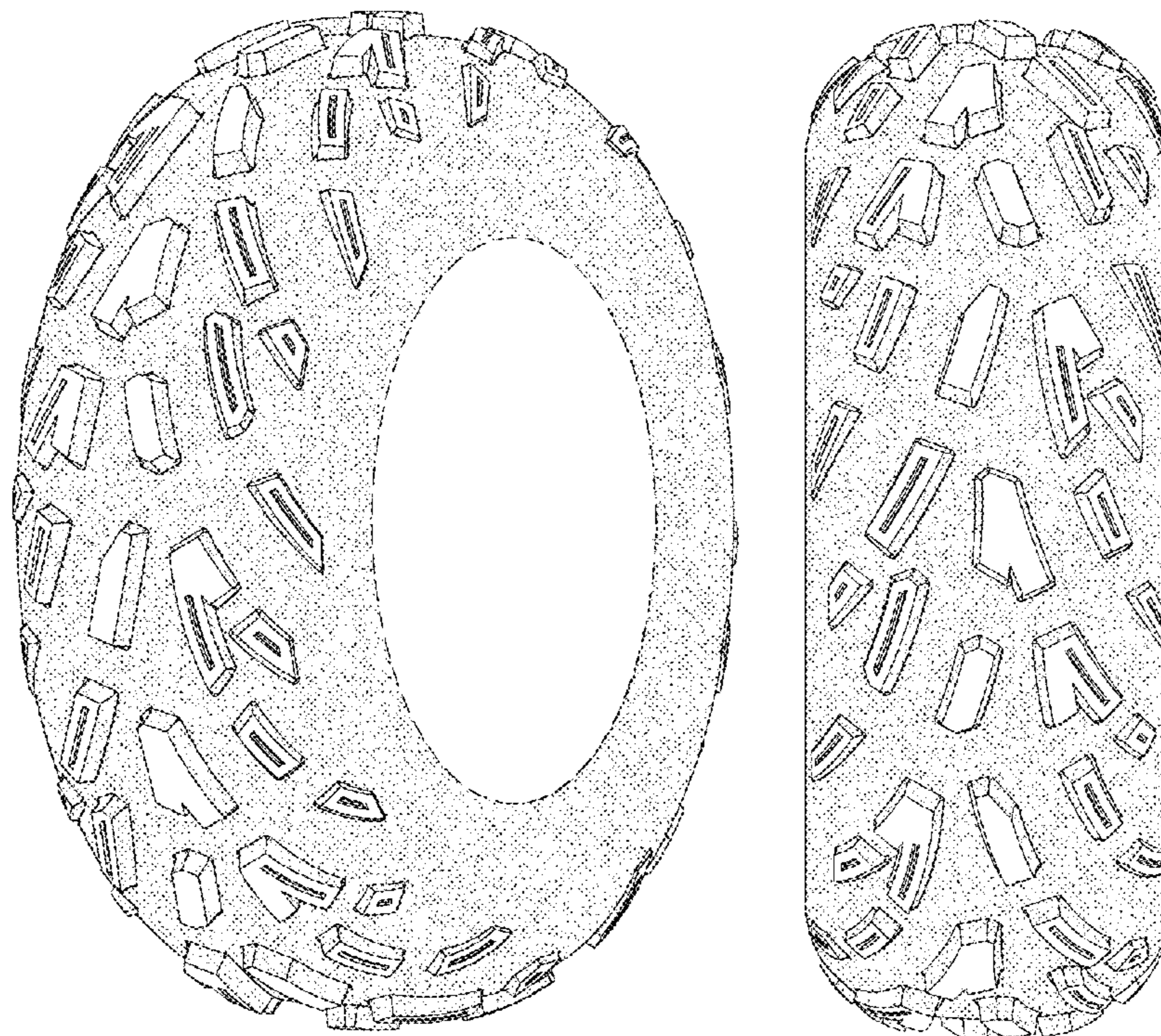
(57) **CLAIM**

What is claimed is the ornamental design for a tire, as shown and described.

DESCRIPTION

FIG. 1 is a front right top perspective view of a tire showing my new design;
FIG. 2 is a front elevational view thereof, the opposite side being a mirror image; and,
FIG. 3 is a right elevational view thereof, the opposite side being a mirror image.
The broken lines in the drawings illustrate the portions of the design that form no part of the claim.

1 Claim, 3 Drawing Sheets



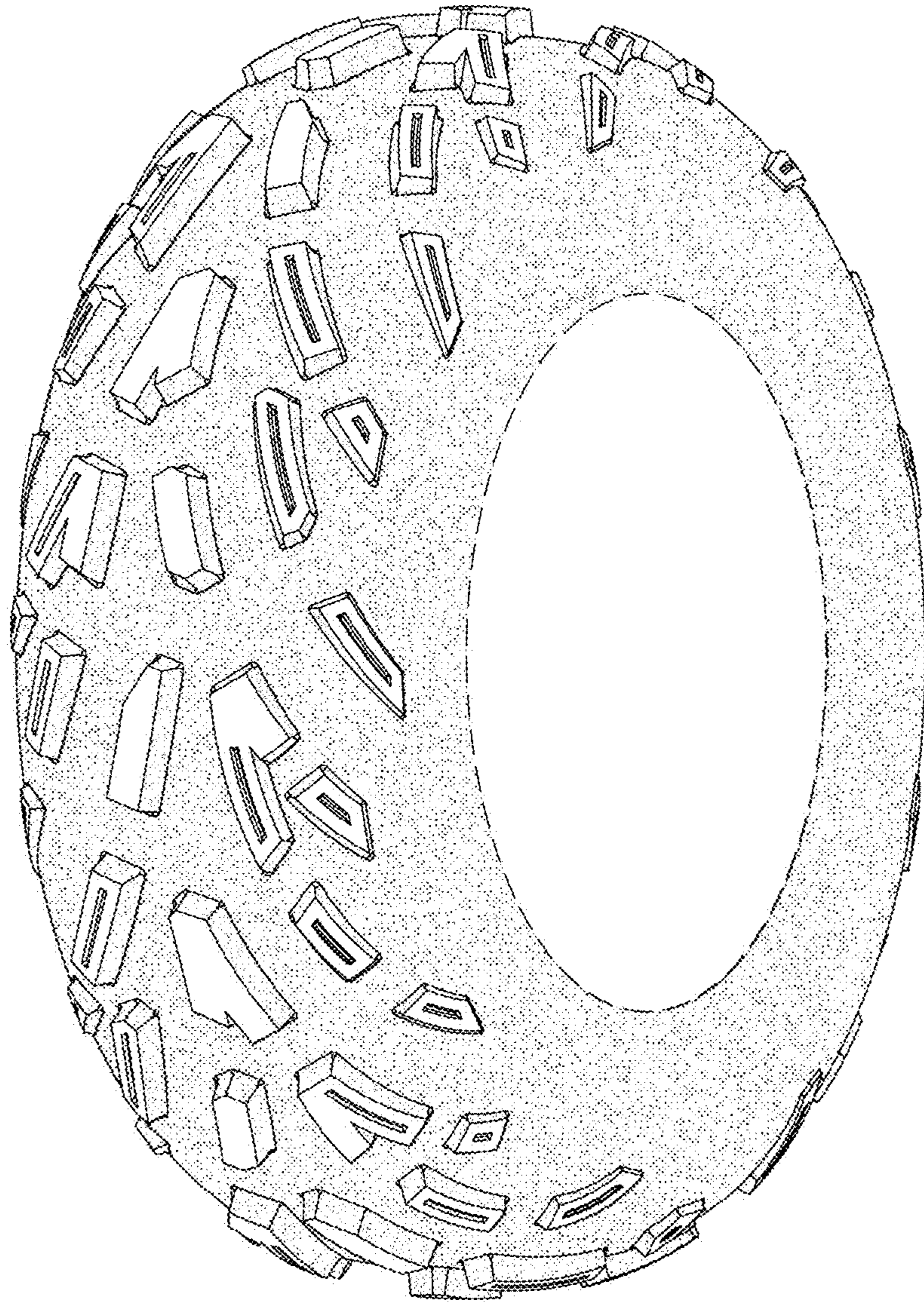


Fig. 1

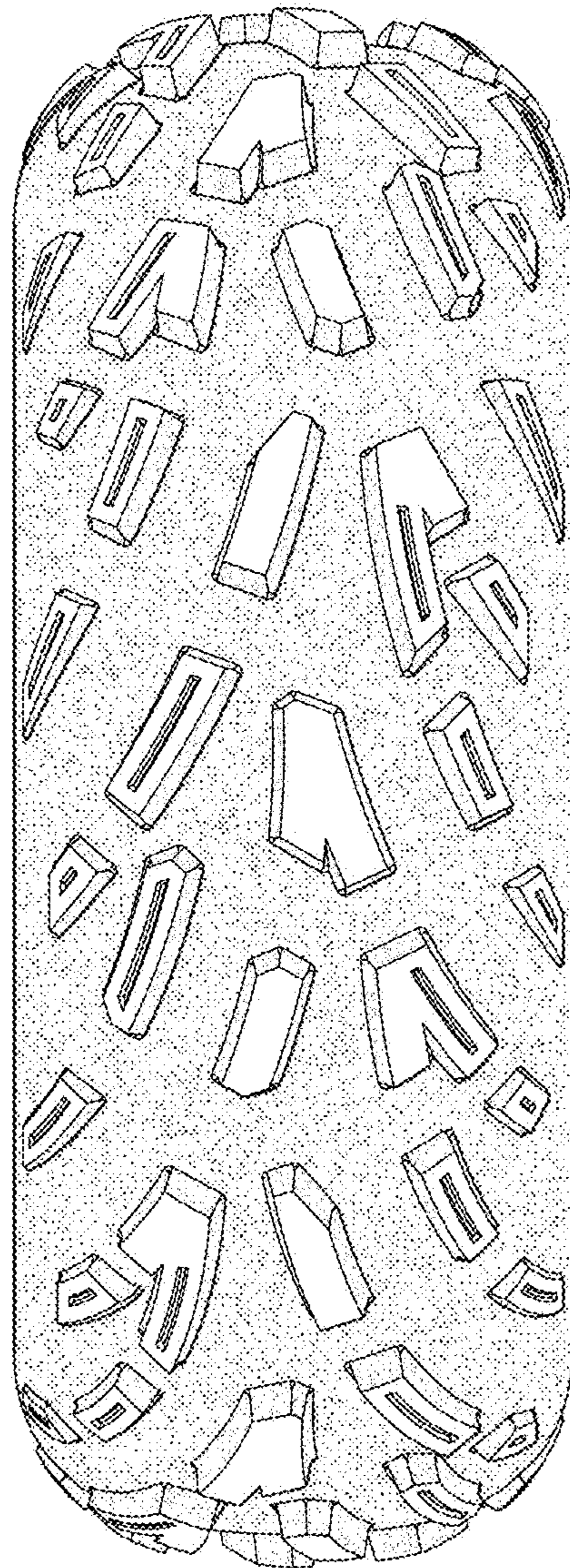


Fig. 2

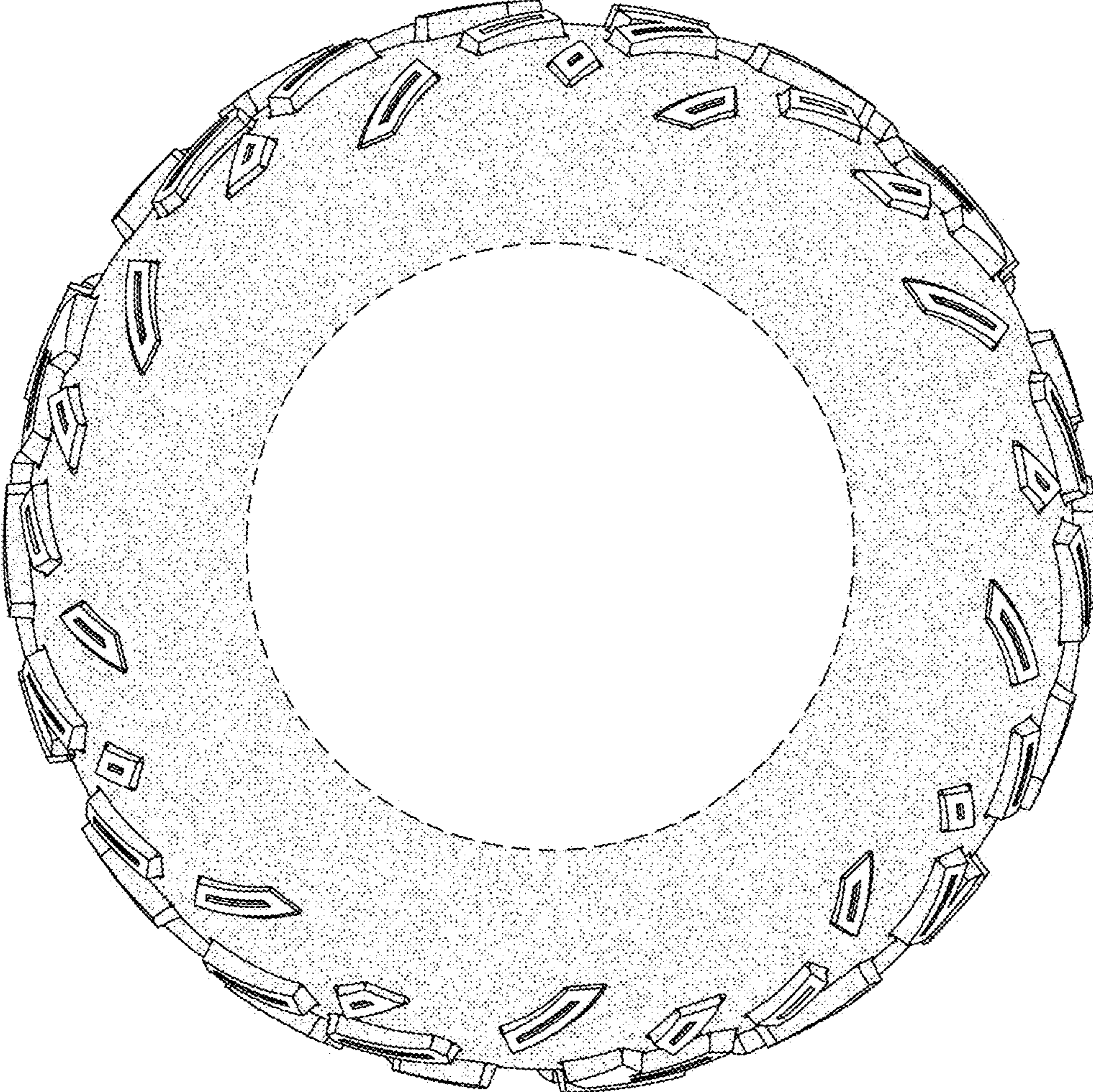


Fig. 3