



US00D781180S

(12) **United States Design Patent**
Minami

(10) **Patent No.:** **US D781,180 S**
(45) **Date of Patent:** **** Mar. 14, 2017**

(54) **AUTOMOBILE, TOY REPLICA AND/OR
OTHER REPLICAS**

(71) Applicant: **Honda Motor Co., Ltd.**, Tokyo (JP)

(72) Inventor: **Toshinobu Minami**, Wako (JP)

(73) Assignee: **Honda Motor Co., Ltd.**, Tokyo (JP)

(**) Term: **15 Years**

(21) Appl. No.: **29/539,875**

(22) Filed: **Sep. 18, 2015**

(30) **Foreign Application Priority Data**

Mar. 23, 2015 (JP) 2015-006201

(51) **LOC (10) Cl.** **12-08**

(52) **U.S. Cl.**
USPC **D12/91**

(58) **Field of Classification Search**
USPC D12/86, 90-92, 88; D21/421, 433, 434;
296/181.1, 181.5

CPC B62D 35/00; B62D 25/00; B62D 25/06;
B62D 33/00

See application file for complete search history.

(56) **References Cited**

U.S. PATENT DOCUMENTS

D722,920 S	*	2/2015	Minami	D12/92
D742,281 S	*	11/2015	Ishii	D12/91
D744,377 S	*	12/2015	Minami	D12/91
D762,526 S	*	8/2016	Minami	D12/92
D763,136 S	*	8/2016	Minami	D12/92
D766,133 S	*	9/2016	Ohashi	D12/91

OTHER PUBLICATIONS

Design U.S. Appl. No. 29/520,899, filed Mar. 24, 2015, U.S. counterpart of Priority Japanese Application No. 2014-021096.
Design U.S. Appl. No. 29/520,902, filed Mar. 24, 2015, U.S. counterpart of Priority Japanese Application No. 2014-021097.
Design U.S. Appl. No. 29/520,899, filed Mar. 18, 2015, U.S. counterpart of Priority Japanese Application No. 2014-021096.
Design U.S. Appl. No. 29/520,902, filed Mar. 18, 2015, U.S. counterpart of Priority Japanese Application No. 2014-021097.

* cited by examiner

Primary Examiner — Melody N Brown

(74) *Attorney, Agent, or Firm* — Plumsea Law Group, LLC

(57) **CLAIM**

The ornamental design for an automobile, toy replica and/or other replicas, as shown and described.

DESCRIPTION

FIG. 1 is a perspective view of an automobile.

FIG. 2 is a rear perspective view thereof.

FIG. 3 is a right side elevation view thereof.

FIG. 4 is a left side elevation view thereof.

FIG. 5 is a front elevation view thereof.

FIG. 6 is a rear elevation view thereof; and,

FIG. 7 is a top plan view thereof.

The broken lines shown in the drawings illustrate portions of the automobile that form no part of claimed design.

1 Claim, 7 Drawing Sheets




FIG. 1




FIG. 2

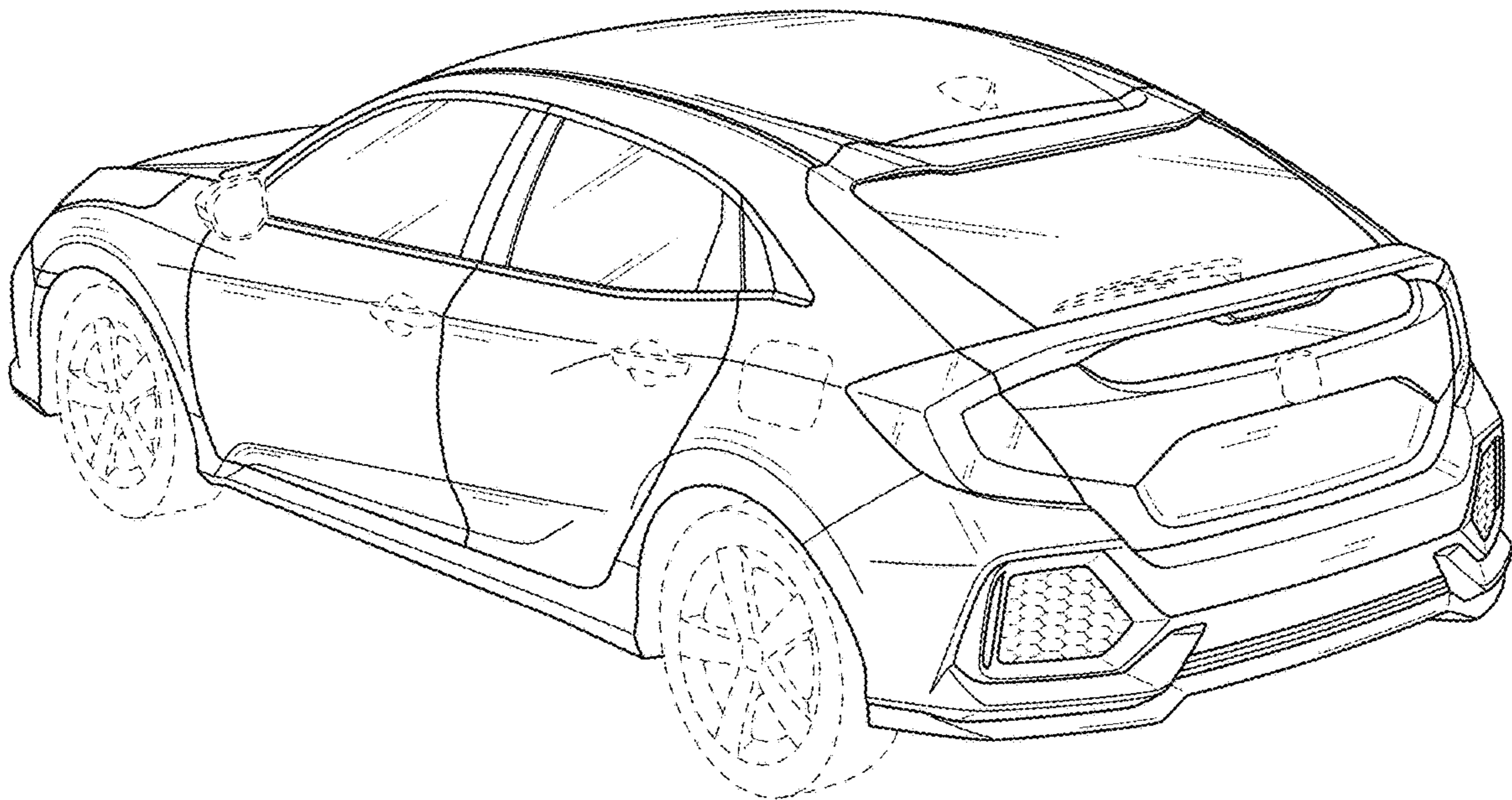


FIG. 3

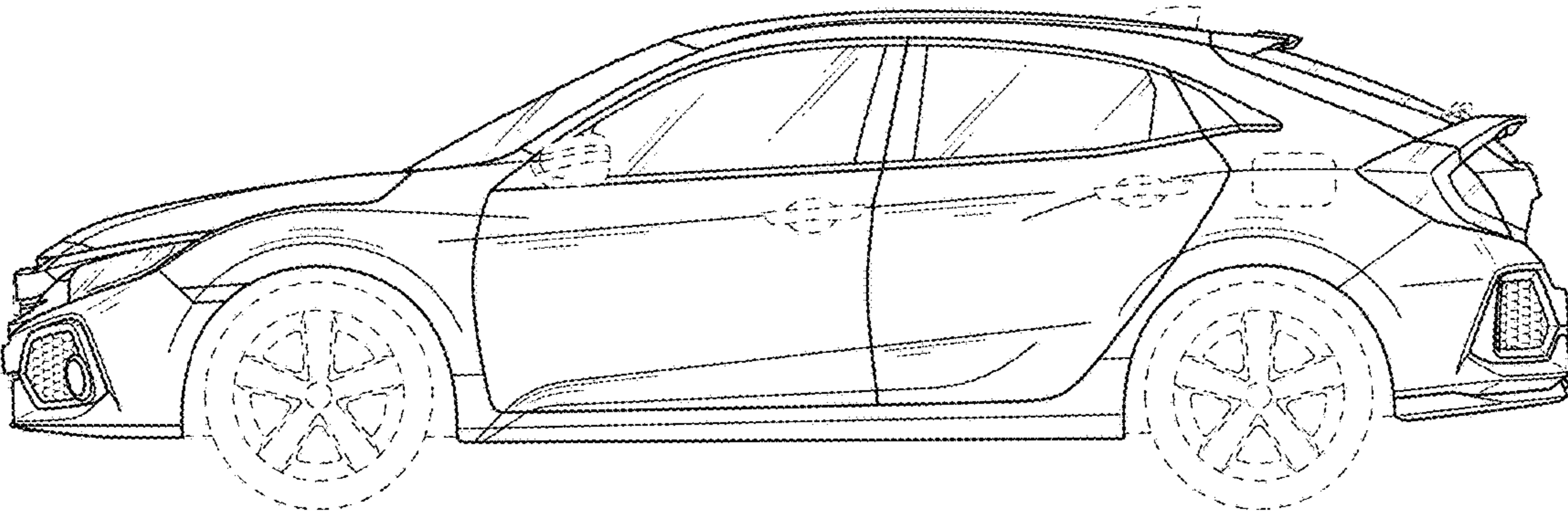


FIG. 4

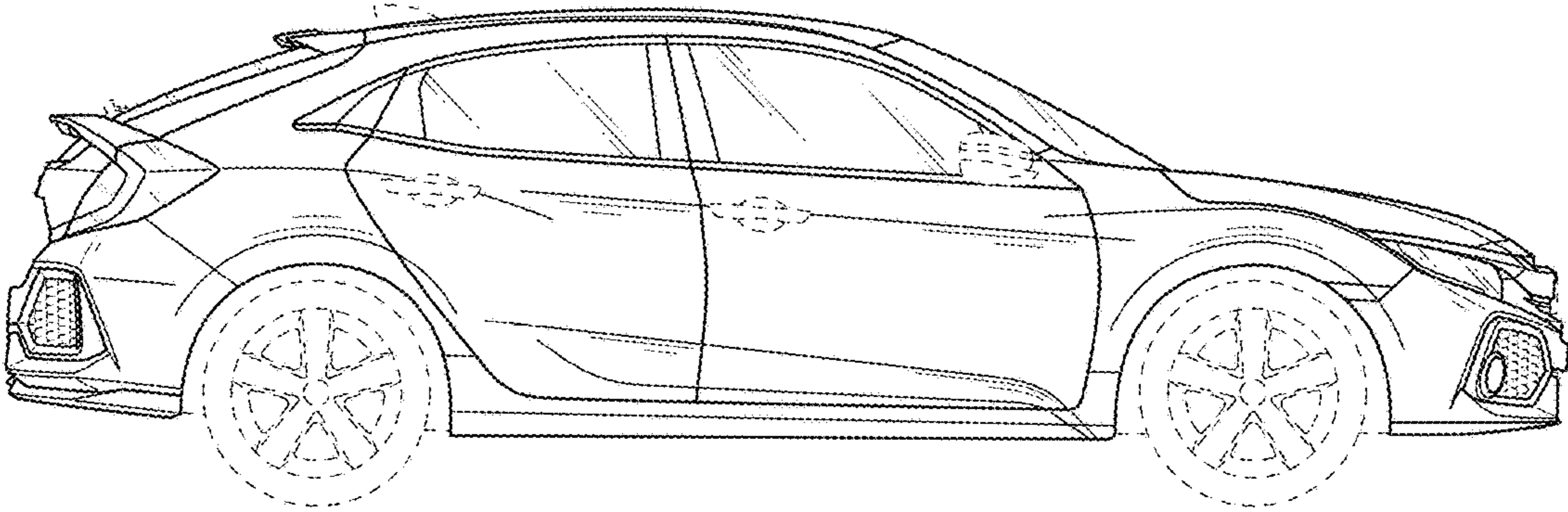


FIG. 5

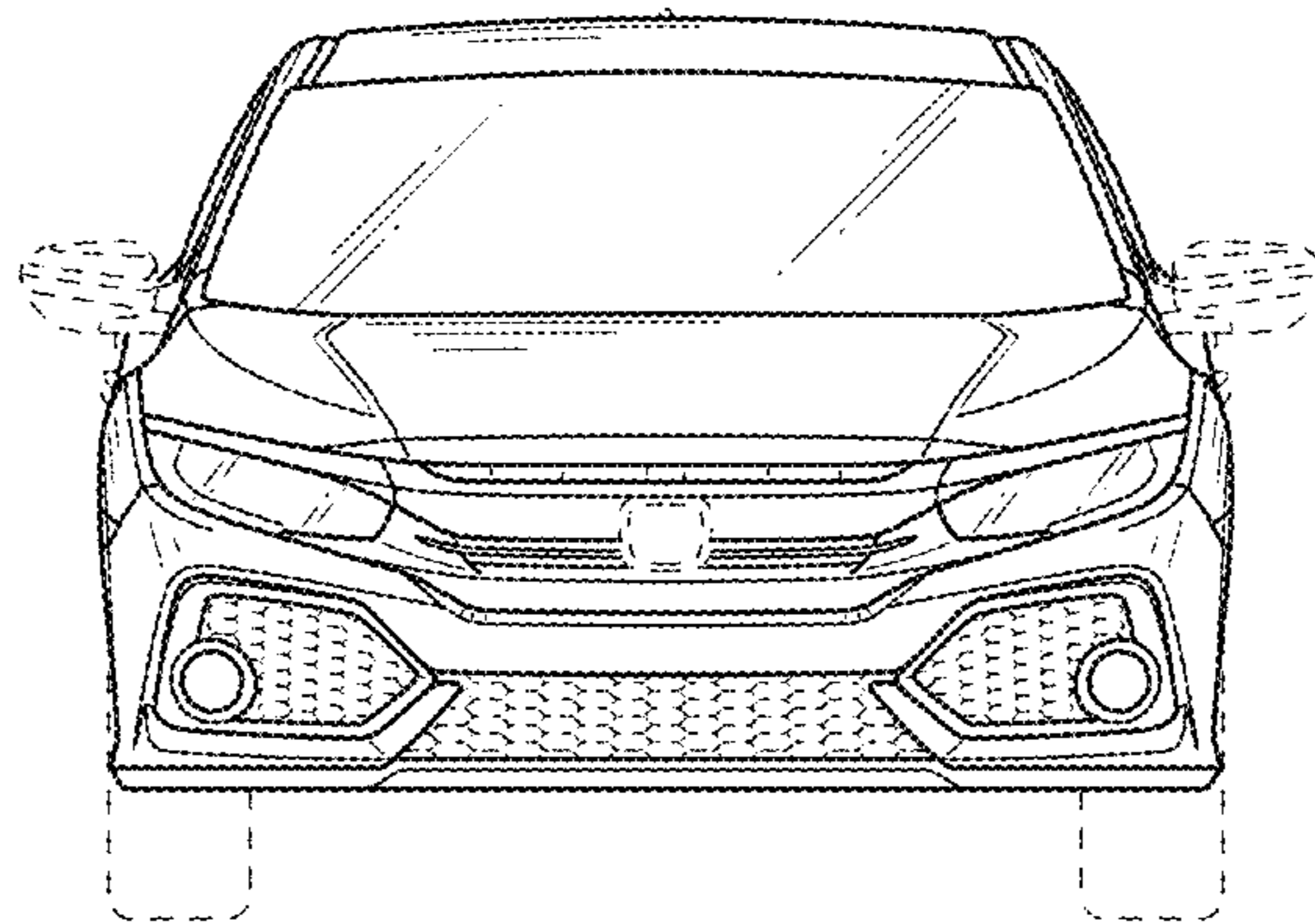


FIG. 6

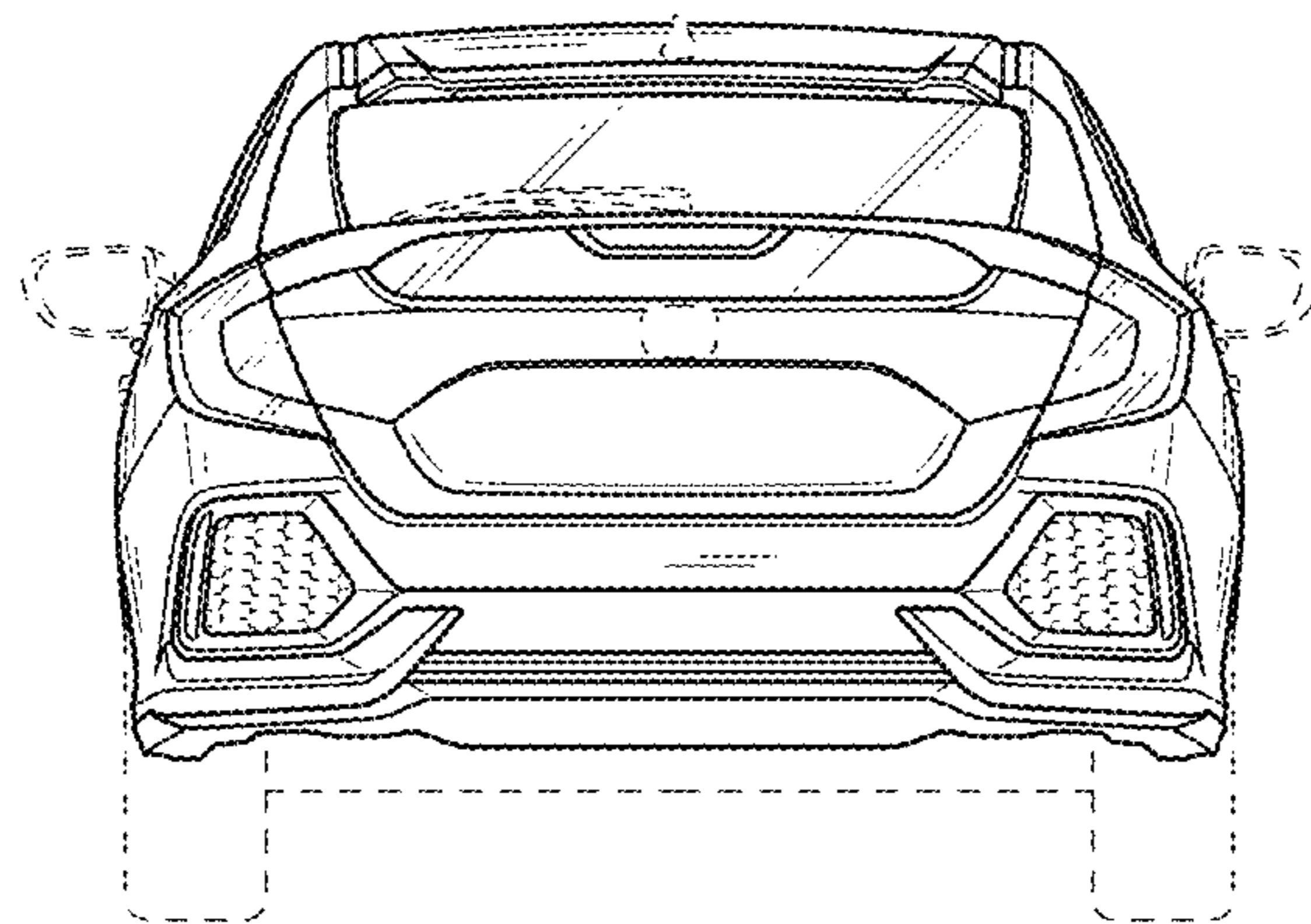


FIG. 7

