



US00D781173S

(12) **United States Design Patent**  
**Hardy**

(10) **Patent No.:** **US D781,173 S**  
(45) **Date of Patent:** **\*\* Mar. 14, 2017**

(54) **RING**  
(71) Applicant: **Cartier International AG**, Steinhausen (CH)  
(72) Inventor: **Theodora Hardy**, Paris (FR)  
(73) Assignee: **Cartier International AG**, Steinhausen (CH)

D199,363 S \* 10/1964 Katz ..... D11/34  
3,688,520 A \* 9/1972 Strassel ..... A44C 9/0076  
63/15  
D439,863 S \* 4/2001 Cabarbaye ..... D11/26  
D493,741 S \* 8/2004 Pachachi ..... D11/26  
D555,532 S \* 11/2007 Bonoli ..... D11/34  
D629,710 S \* 12/2010 Fernandez Rives ..... D11/34  
D672,266 S \* 12/2012 Yurman ..... D11/34  
D691,508 S \* 10/2013 Fillon ..... D11/26

(\*\*) Term: **15 Years**

(21) Appl. No.: **29/549,757**

(22) Filed: **Dec. 28, 2015**

(51) **LOC (10) Cl.** ..... **11-01**

(52) **U.S. Cl.**  
USPC ..... **D11/34**

(58) **Field of Classification Search**  
USPC ..... D11/1, 2, 26-39, 40-42, 79, 91, 92;  
63/26-28

CPC ..... A44C 9/00; A44C 9/0007; A44C 9/0015;  
A44C 9/0023; A44C 9/003; A44C  
9/0038; A44C 9/0046; A44C 9/0053;  
A44C 9/0061; A44C 9/0069; A44C  
9/0076; A44C 9/0084; A44C 9/0092;  
A44C 9/02; A44C 15/001; A44C 17/02;  
A44C 17/0208; A44C 17/0216; A44C  
17/0225; A44C 17/0233; A44C 17/0241;  
A44C 17/025; A44C 17/0258; A44C  
17/0266; A44C 17/0275; A44C 17/0283;  
A44C 17/0291

See application file for complete search history.

(56) **References Cited**

**U.S. PATENT DOCUMENTS**

D170,526 S \* 10/1953 Del Mar ..... D11/26  
D196,870 S \* 11/1963 Newman ..... D11/34

**OTHER PUBLICATIONS**

[Online] "Cactus de Cartier Ring" <http://www.cartier.com/content/dam/rcq/car/10/54/35/4/1054354.png.scale.182.high.png>. Retrieved Oct. 13, 2016.\*

\* cited by examiner

*Primary Examiner* — Melanie Pellegrini

(74) *Attorney, Agent, or Firm* — Taft Stettinius & Hollister LLP

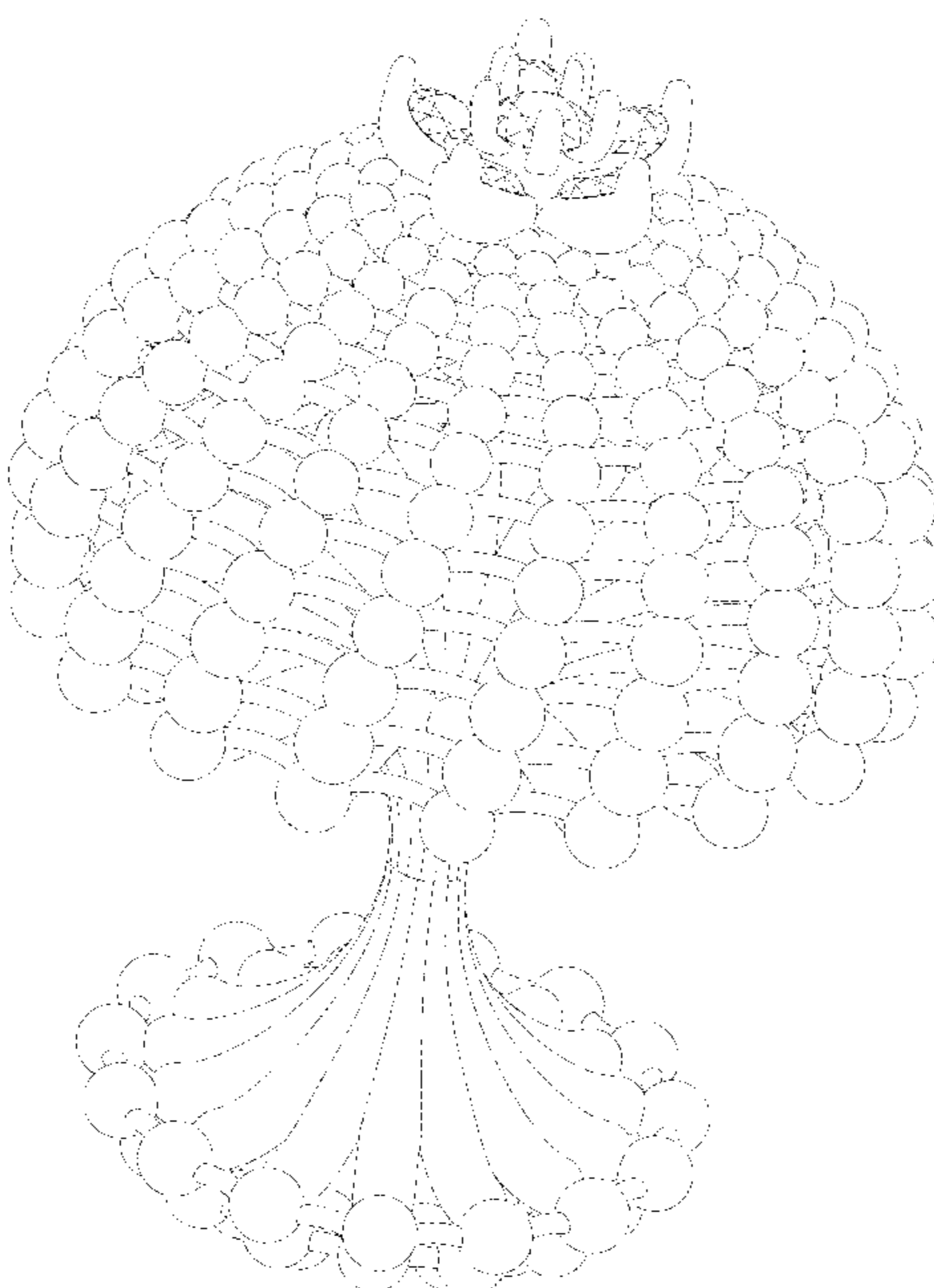
(57) **CLAIM**

The ornamental design for a ring, as shown and described.

**DESCRIPTION**

FIG. 1 is a front side view of a ring of the present invention. FIG. 2 is a back side view of the ring of FIG. 1. FIG. 3 is a right side view of the ring of FIG. 1. FIG. 4 is a left side view of the ring of FIG. 1. FIG. 5 is a top side view of the ring of FIG. 1. FIG. 6 is a bottom side view of the ring of FIG. 1. FIG. 7 is a front, right side perspective view of the ring of FIG. 1; and, FIG. 8 is a back, left side perspective view of the ring of FIG. 1.

**1 Claim, 8 Drawing Sheets**



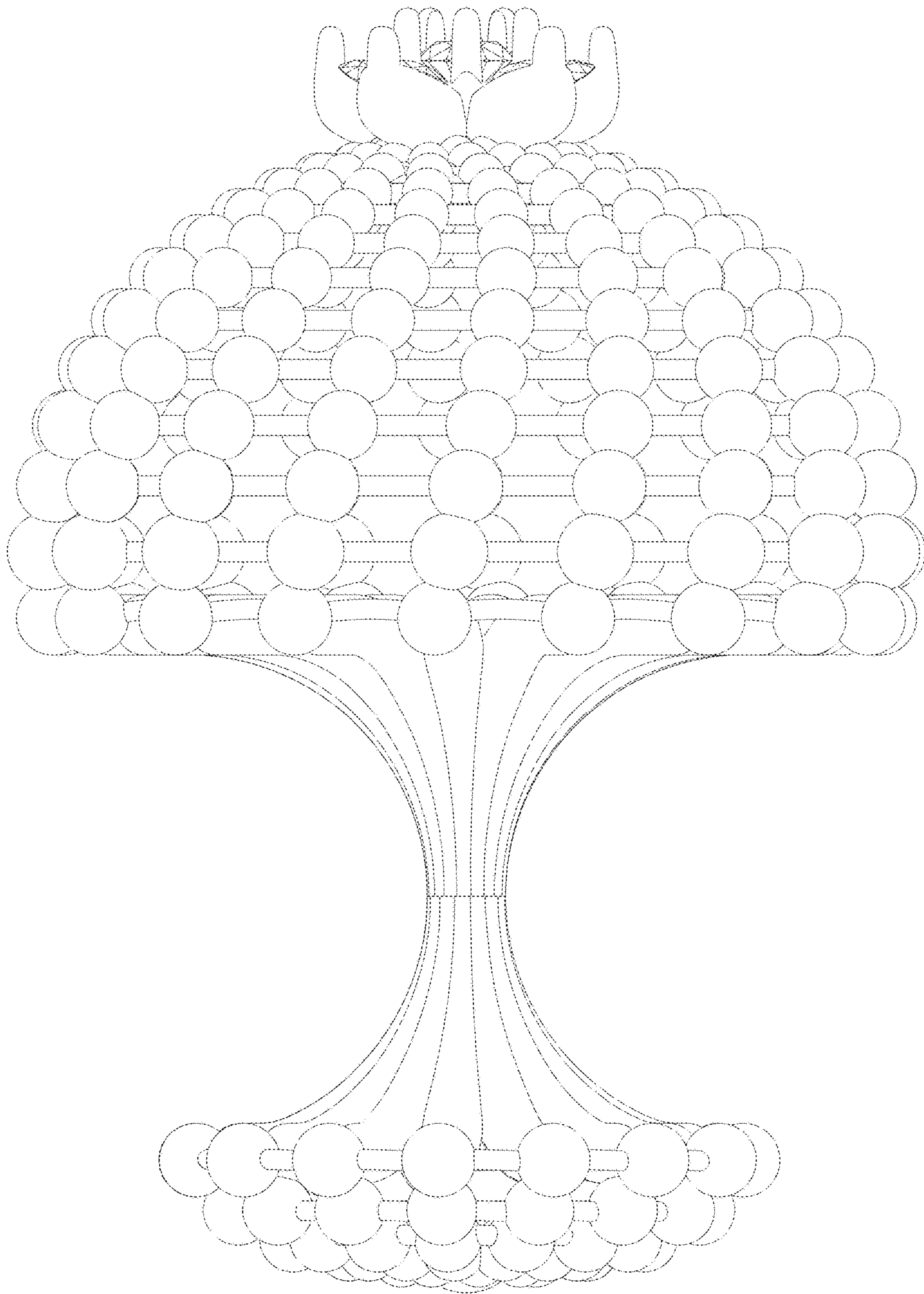


Fig. 1

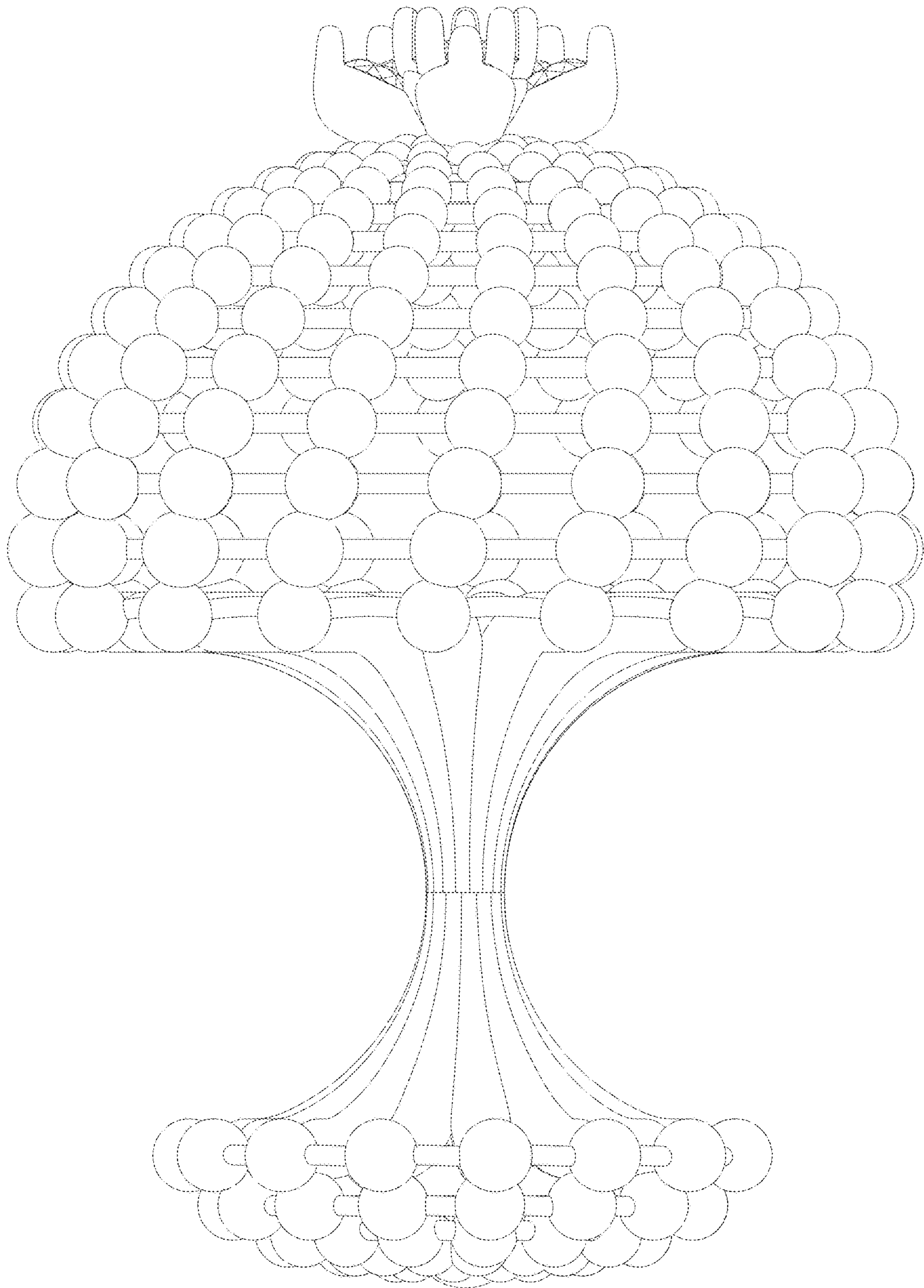


Fig. 2

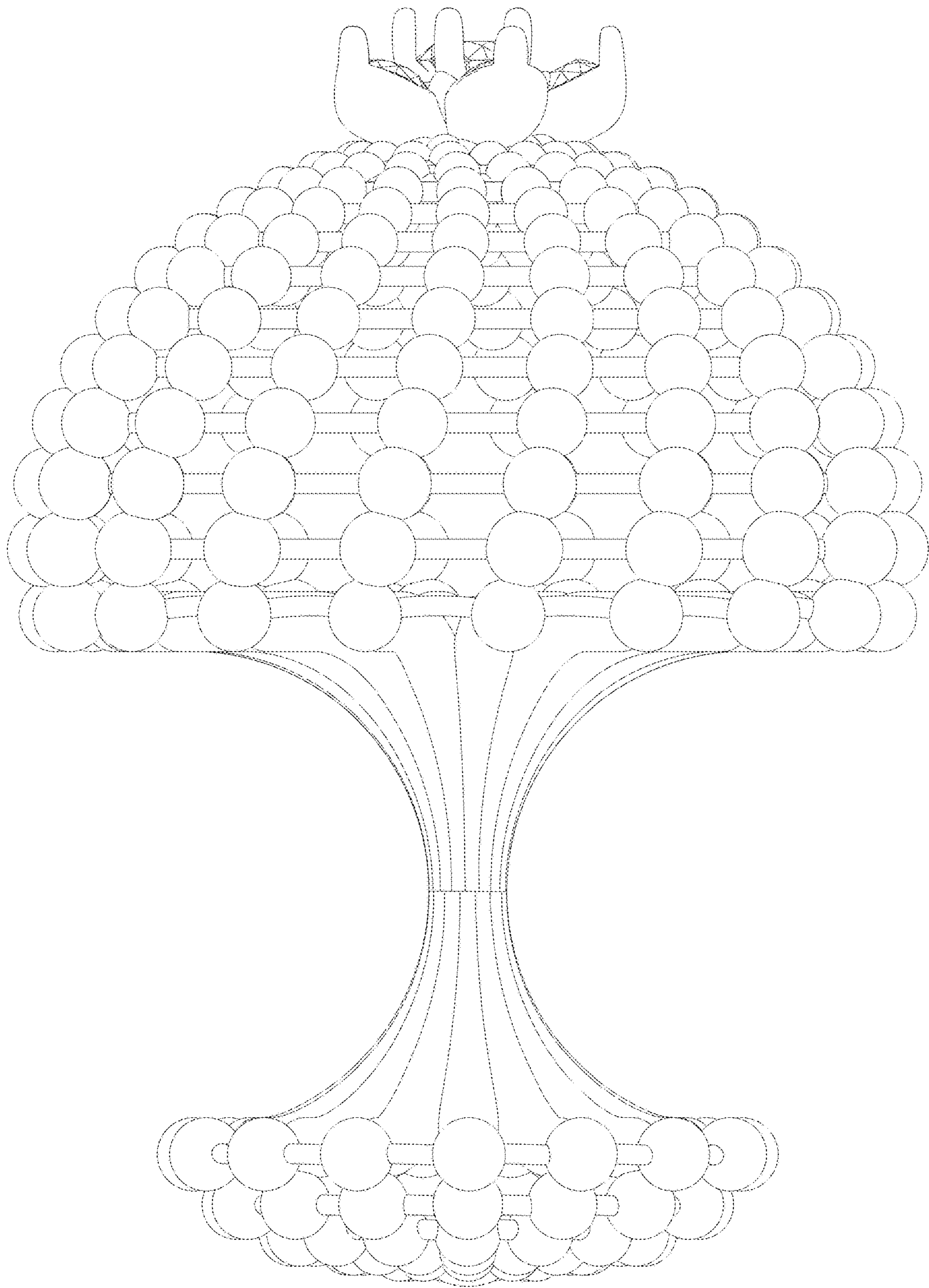


Fig. 3

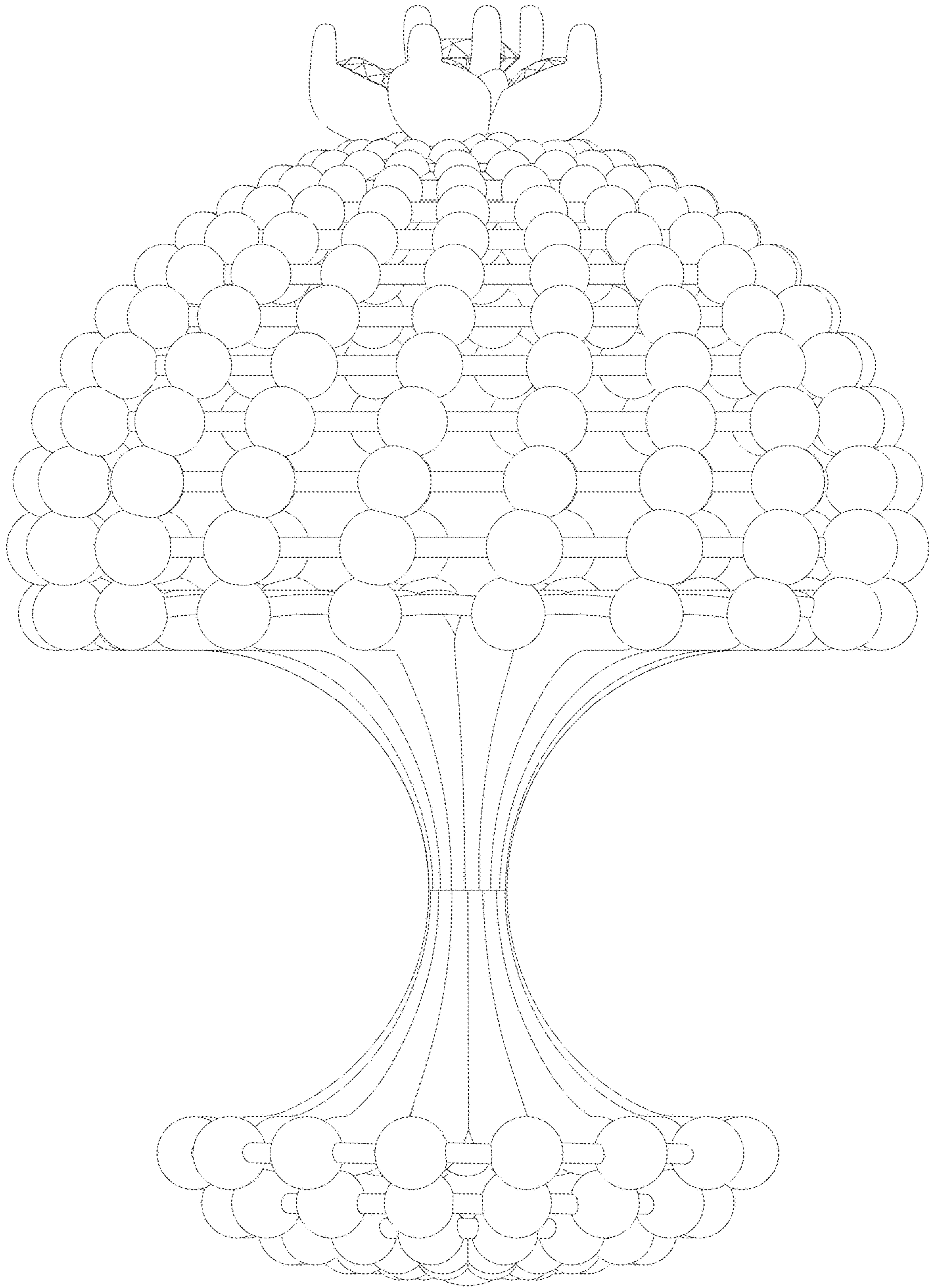


Fig. 4




Fig. 5




Fig. 6




Fig. 7



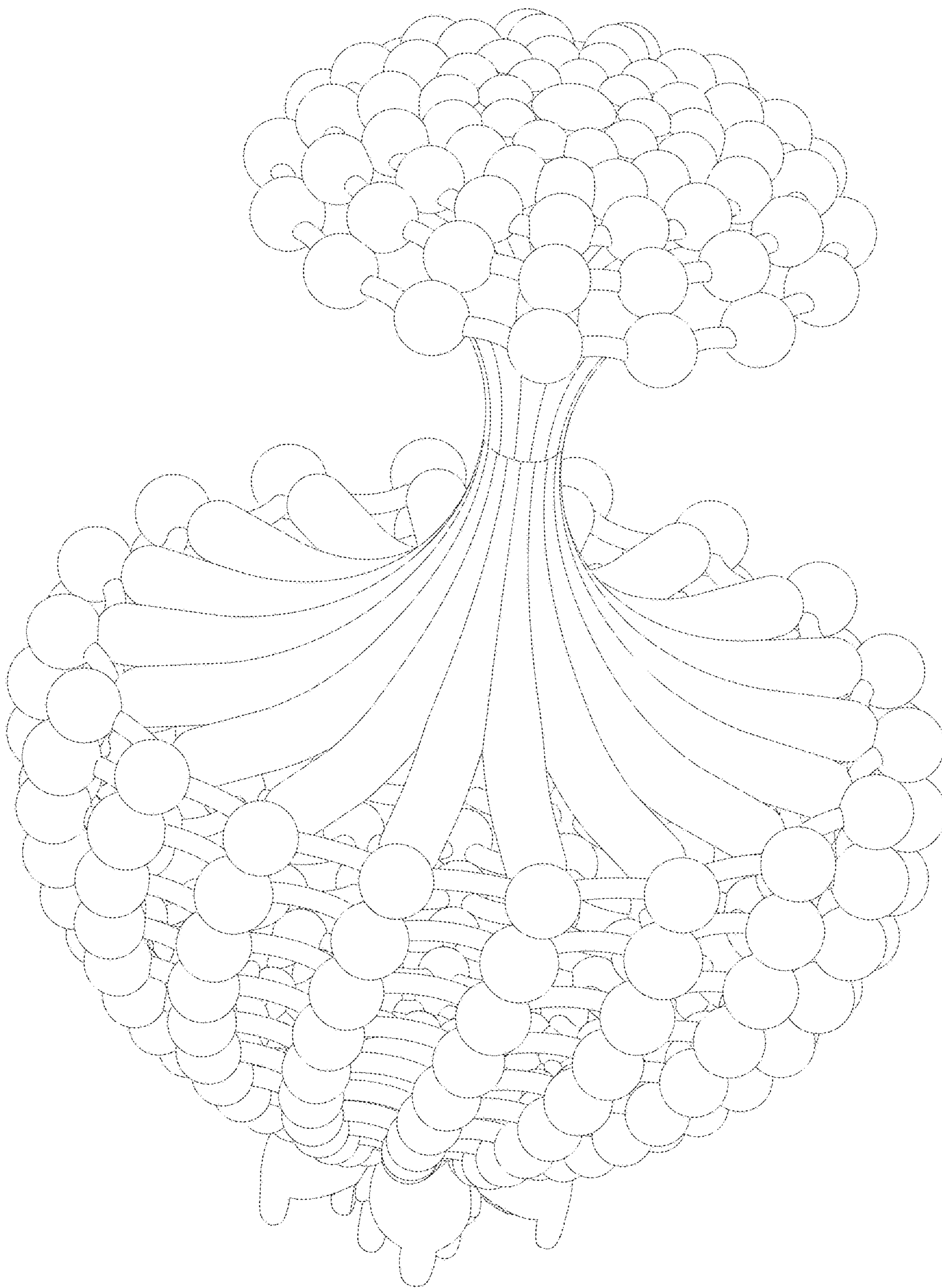


Fig. 8