



US00D781156S

(12) **United States Design Patent** (10) **Patent No.:** **US D781,156 S**  
**Minakuchi et al.** (45) **Date of Patent:** **\*\* Mar. 14, 2017**

(54) **CONTAINER**

FOREIGN PATENT DOCUMENTS

(71) Applicant: **Suntory Beverage & Food Limited**,  
Tokyo (JP)

JP 854226 S 12/1992  
JP D1074223 S 6/2000

(Continued)

(72) Inventors: **Yoji Minakuchi**, Tokyo (JP); **Satoshi Abe**, Tokyo (JP)

*Primary Examiner* — Kevin Rudzinski

*Assistant Examiner* — Paul Bohannon

(73) Assignee: **Suntory Beverage & Food Limited**,  
Tokyo (JP)

(74) *Attorney, Agent, or Firm* — The Webb Law Firm

(\*\*) Term: **15 Years**

(57) **CLAIM**

(21) Appl. No.: **29/530,914**

The ornamental design for a container, as shown and described.

(22) Filed: **Jun. 22, 2015**

(30) **Foreign Application Priority Data**

Dec. 26, 2014 (JP) ..... 2014-029330

(51) **LOC (10) Cl.** ..... **09-01**

(52) **U.S. Cl.**  
USPC ..... **D9/538**

(58) **Field of Classification Search**

USPC ..... D9/435, 436, 440, 445, 447, 449, 450,  
D9/453, 452, 442, 500-505, 520-522,  
D9/529, 538, 571, 550, 556, 540, 546,  
D9/562-572, 512, 530, 532-543, 548,  
D9/516, 574, 575, 526, 558-561,  
D9/565-567, 569, 519, 726-729, 738,  
D9/740, 746, 764, 752, 759, 767,  
D9/772-783, 904; D3/202, 203.1-203.4,  
D3/203.7; D28/82, 4-8; D19/66,  
D19/115-179; D7/396.2, 509-511, 523,

(Continued)

(56) **References Cited**

U.S. PATENT DOCUMENTS

D63,657 S \* 12/1923 Root ..... D24/197  
D64,022 S \* 2/1924 Mas ..... D9/540  
D64,568 S \* 4/1924 Schwenck ..... D9/538

(Continued)

**DESCRIPTION**

FIG. 1 is a front view of a container, showing our new design;

FIG. 2 is a rear view thereof;

FIG. 3 is a top view thereof;

FIG. 4 is a bottom view thereof;

FIG. 5 is a right side view thereof;

FIG. 6 is a left side view thereof;

FIG. 7 is an enlarged end view thereof taken along lines 7-7 shown in FIG. 1;

FIG. 8 is an enlarged end view thereof taken along lines 8-8 shown in FIG. 1;

FIG. 9 is an enlarged end view thereof taken along lines 9-9 shown in FIG. 1;

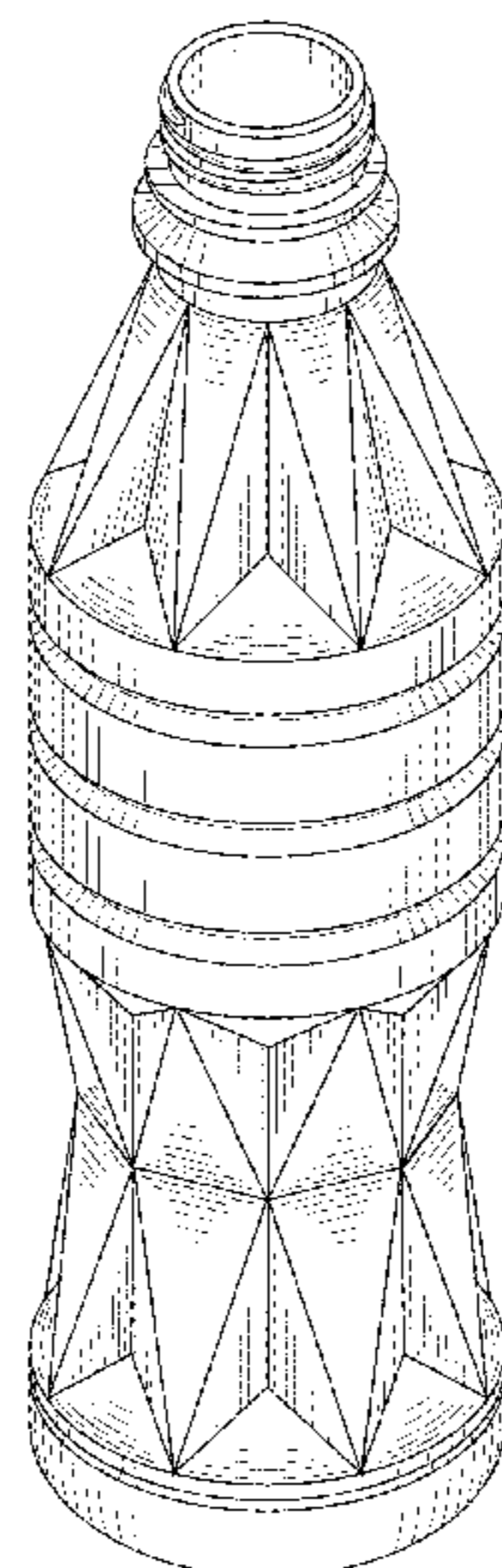
FIG. 10 is an enlarged end view thereof taken along lines 10-10 shown in FIG. 1;

FIG. 11 is an enlarged end view thereof taken along lines 11-11 shown in FIG. 1;

FIG. 12 is an enlarged end view thereof taken along lines 12-12 shown in FIG. 1; and,

FIG. 13 is a perspective view thereof.

**1 Claim, 7 Drawing Sheets**



# US D781,156 S

Page 2

(58) **Field of Classification Search**

USPC ..... D7/590; D6/515, 542; D14/114, 485;  
D24/119, 197; D34/1, 2  
CPC ..... B65D 88/54; B65D 83/00; B65D 83/04;  
B65D 11/04; B65D 11/00; B65D 90/02;  
B65D 90/12; B65D 23/102; B65D  
21/024; B65D 1/42; B65D 1/46; B65D  
1/02; B65D 1/0207; B65D 1/023; B65D  
1/04; B65D 1/10; B65D 1/12; B65D  
1/14; B65D 1/16; B65D 1/165; B65D  
1/18; B65D 1/0246; B65D 1/0238; B65D  
1/0223; B65D 1/0215; B65D 13/02;  
B65D 23/00; B65D 35/00; B65D 35/02;  
B65D 35/04; B65D 35/56; B65D 35/08;  
B65D 39/00; B65D 39/0005; B65D  
39/0029; B65D 41/0428; B65D 41/04;  
B65D 41/0435; B65D 41/0442; B65D  
7/28; A61J 9/00; A45F 5/00; B29C  
33/005

See application file for complete search history.

(56) **References Cited**

U.S. PATENT DOCUMENTS

D67,453 S \* 6/1925 Ginter ..... D9/538  
D67,454 S \* 6/1925 Ginter ..... D9/538

D71,777 S \* 1/1927 Comati ..... D9/539  
D71,920 S \* 1/1927 Mas ..... D9/540  
D75,903 S \* 7/1928 Dupiech ..... D9/538  
D153,177 S \* 3/1949 Schmitz ..... D9/538  
D176,888 S \* 2/1956 Seeming ..... D9/541  
D180,588 S \* 7/1957 Du Pree ..... D9/540  
D270,512 S \* 9/1983 Thrush ..... D7/597  
D271,855 S \* 12/1983 Thrush ..... D7/300

FOREIGN PATENT DOCUMENTS

JP D1145823 S 7/2002  
JP D1178016 S 6/2003  
JP D1270905 S 5/2006  
JP D1326038 S 3/2008  
JP D1356287 S 4/2009  
JP D1362176 S 6/2009  
JP D1386010 S 4/2010  
JP D1394638 S 8/2010  
JP D1406147 S 1/2011  
JP D1417975 S 7/2011  
JP D1429023 S 12/2011  
JP D1430809 S 1/2012  
TW D126957 S 1/2009  
TW D147313 S 6/2012

\* cited by examiner

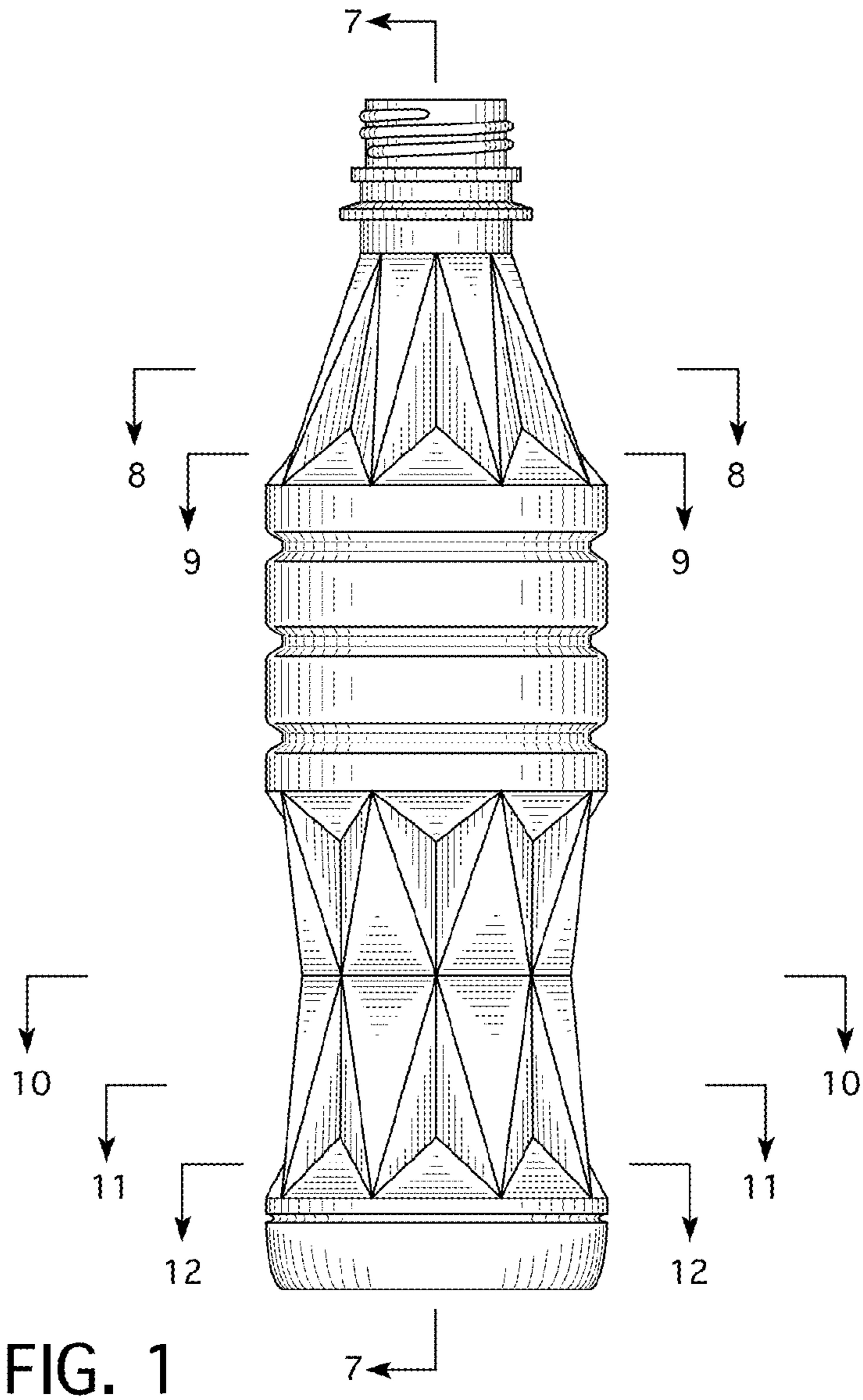


FIG. 1

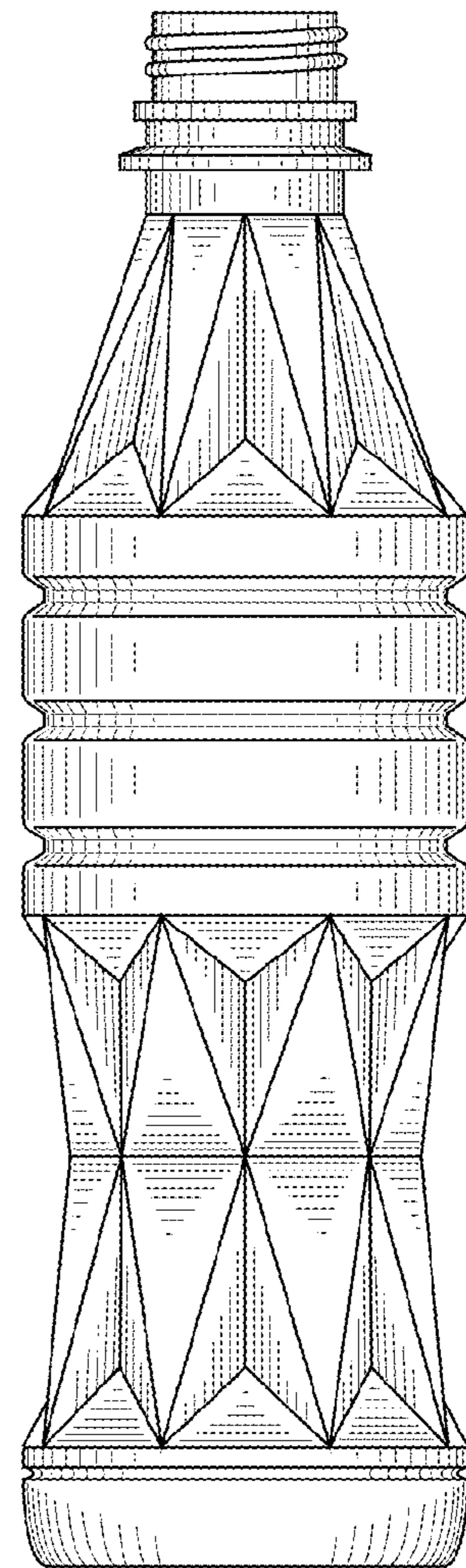


FIG. 2




FIG. 3

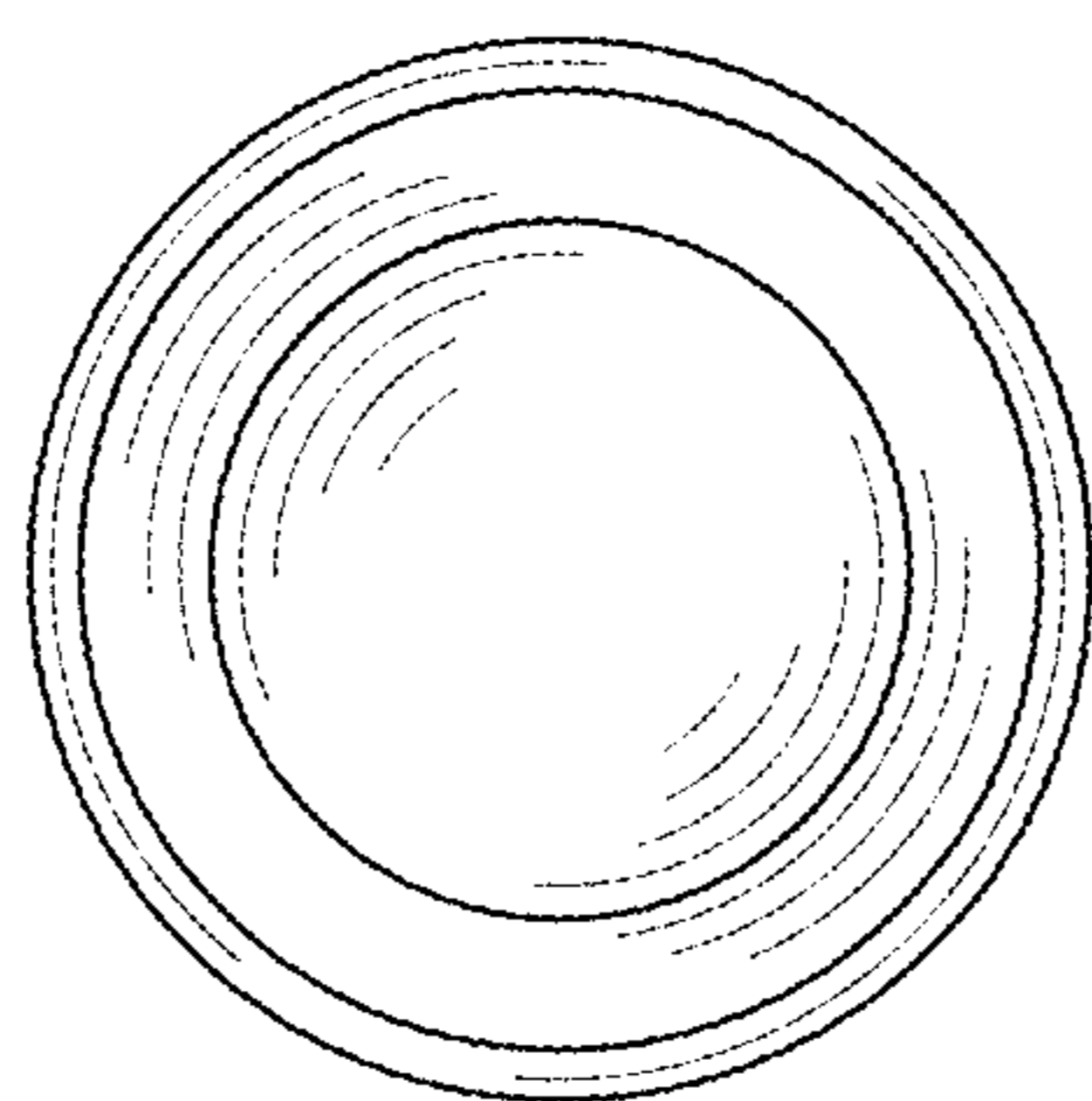


FIG. 4

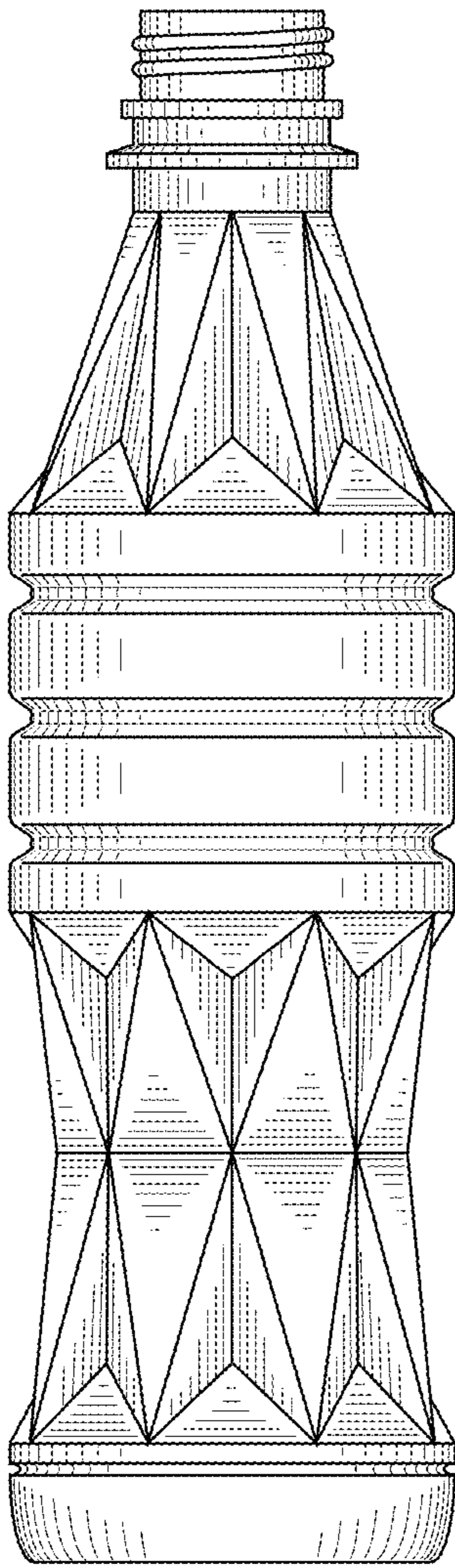


FIG. 5

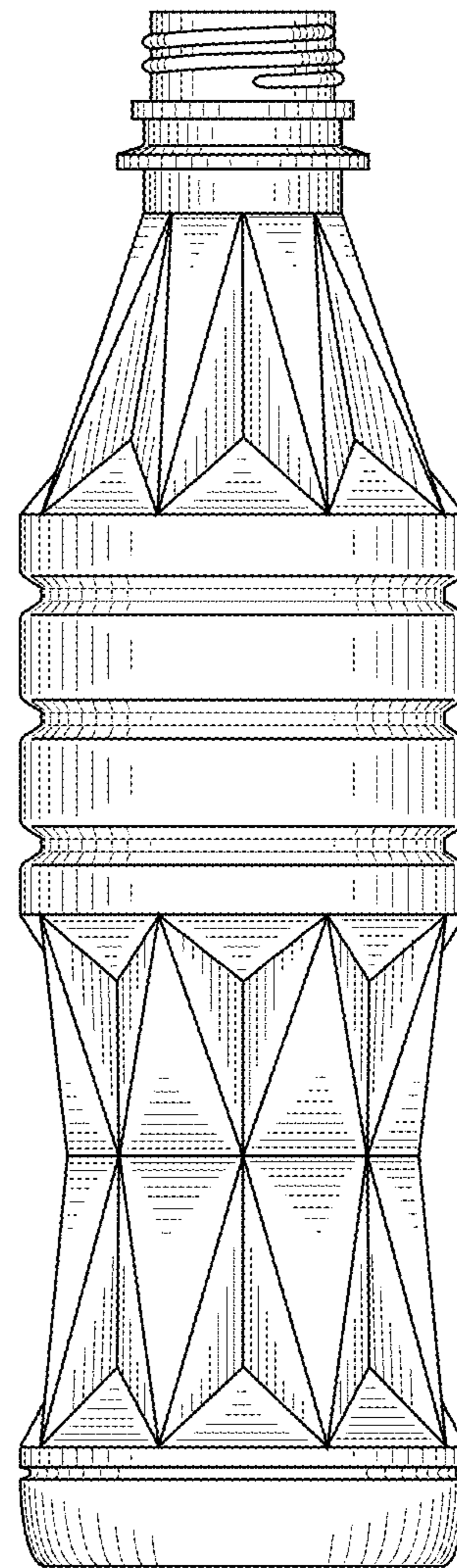


FIG. 6

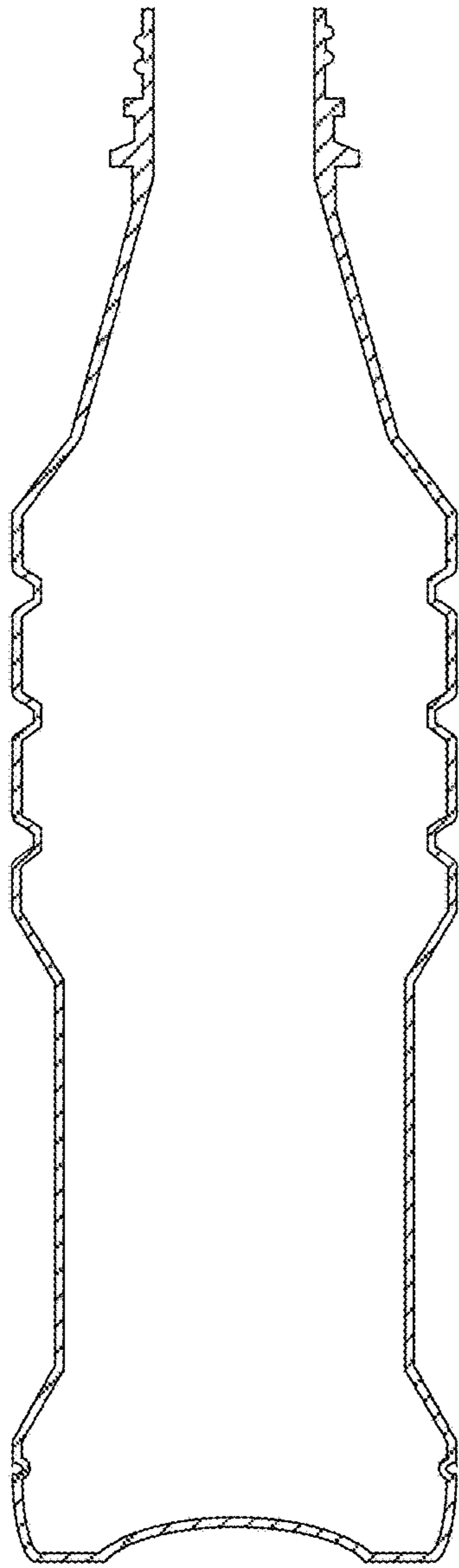


FIG. 7

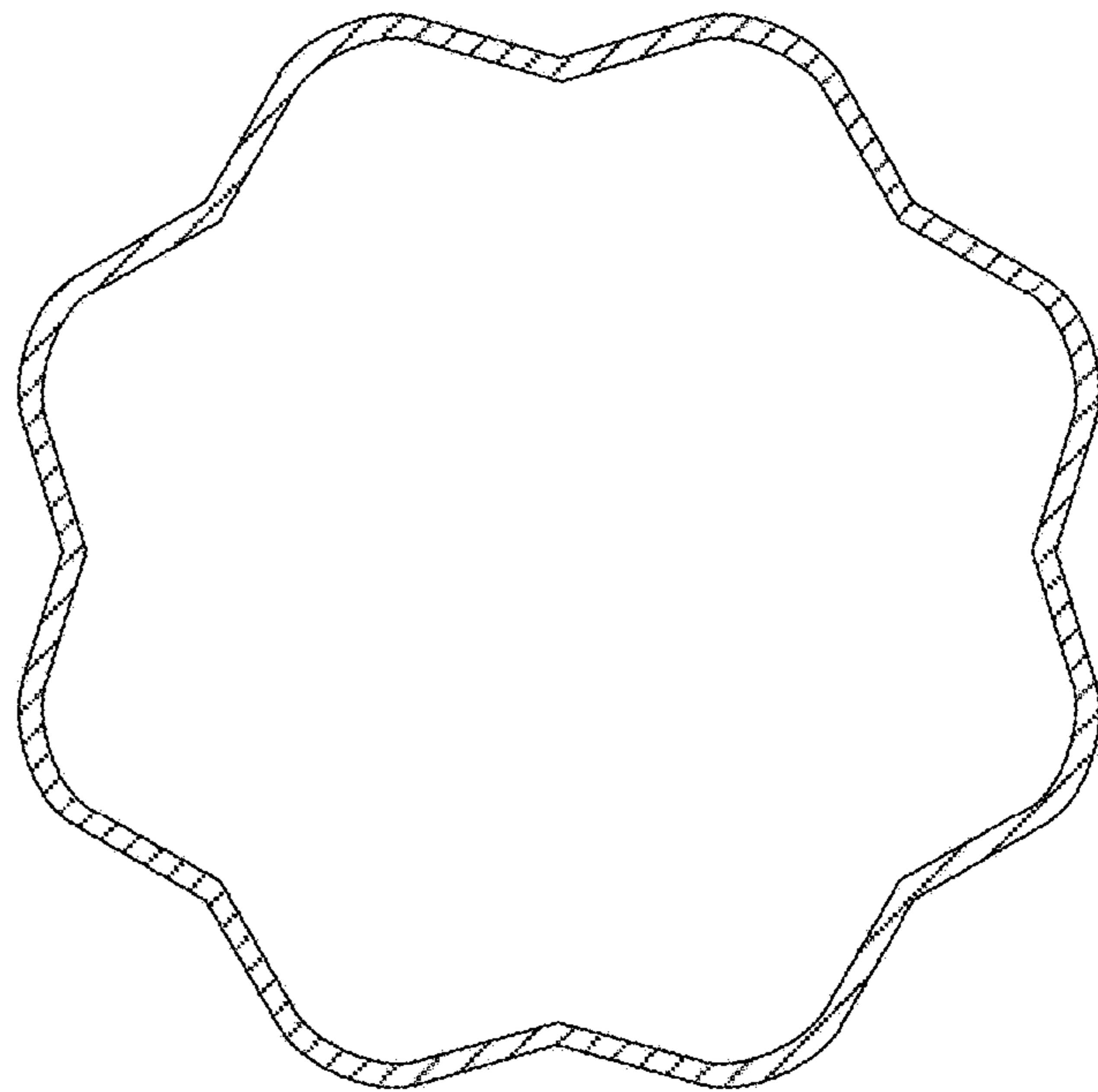


FIG. 8

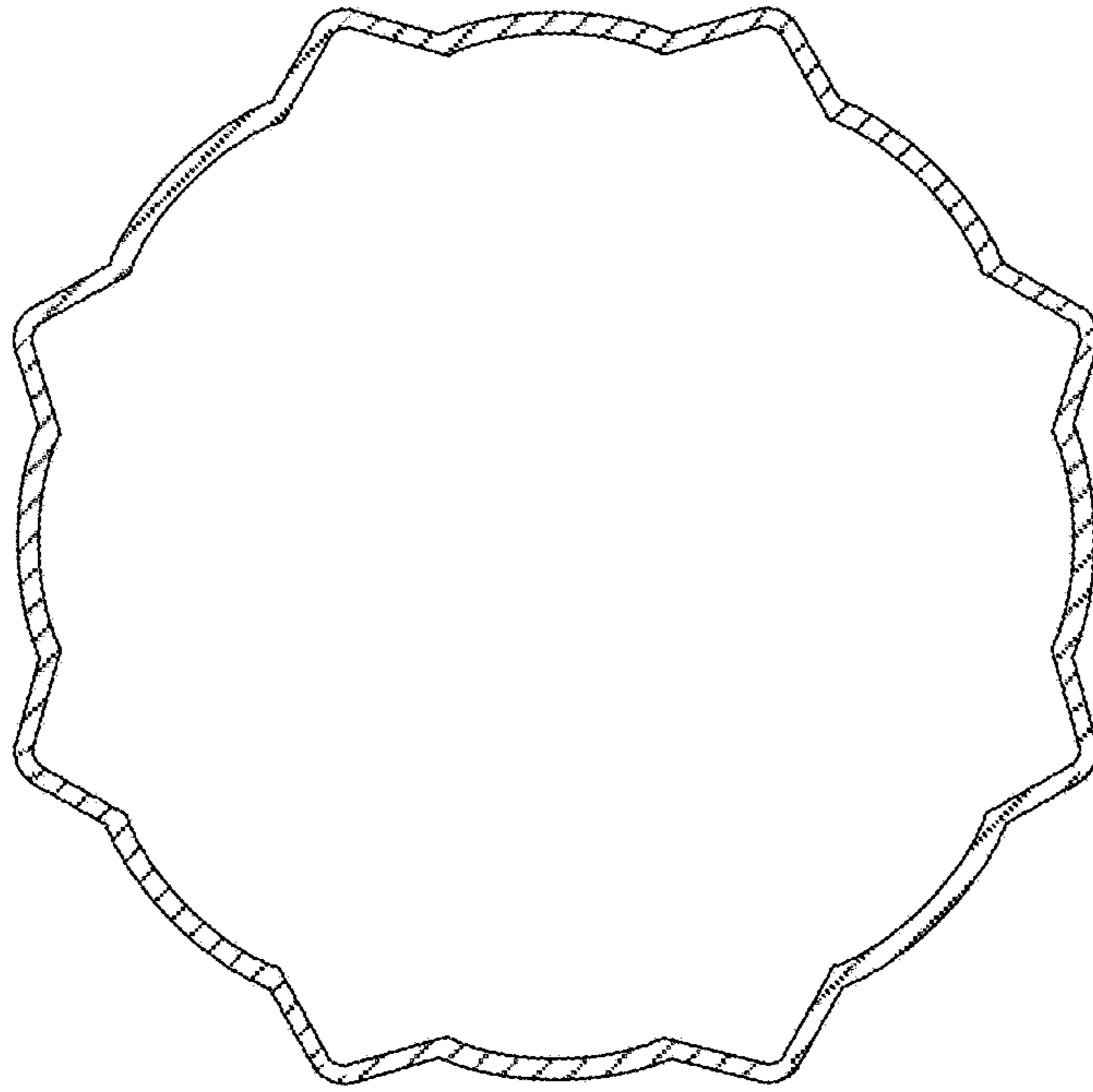


FIG. 9

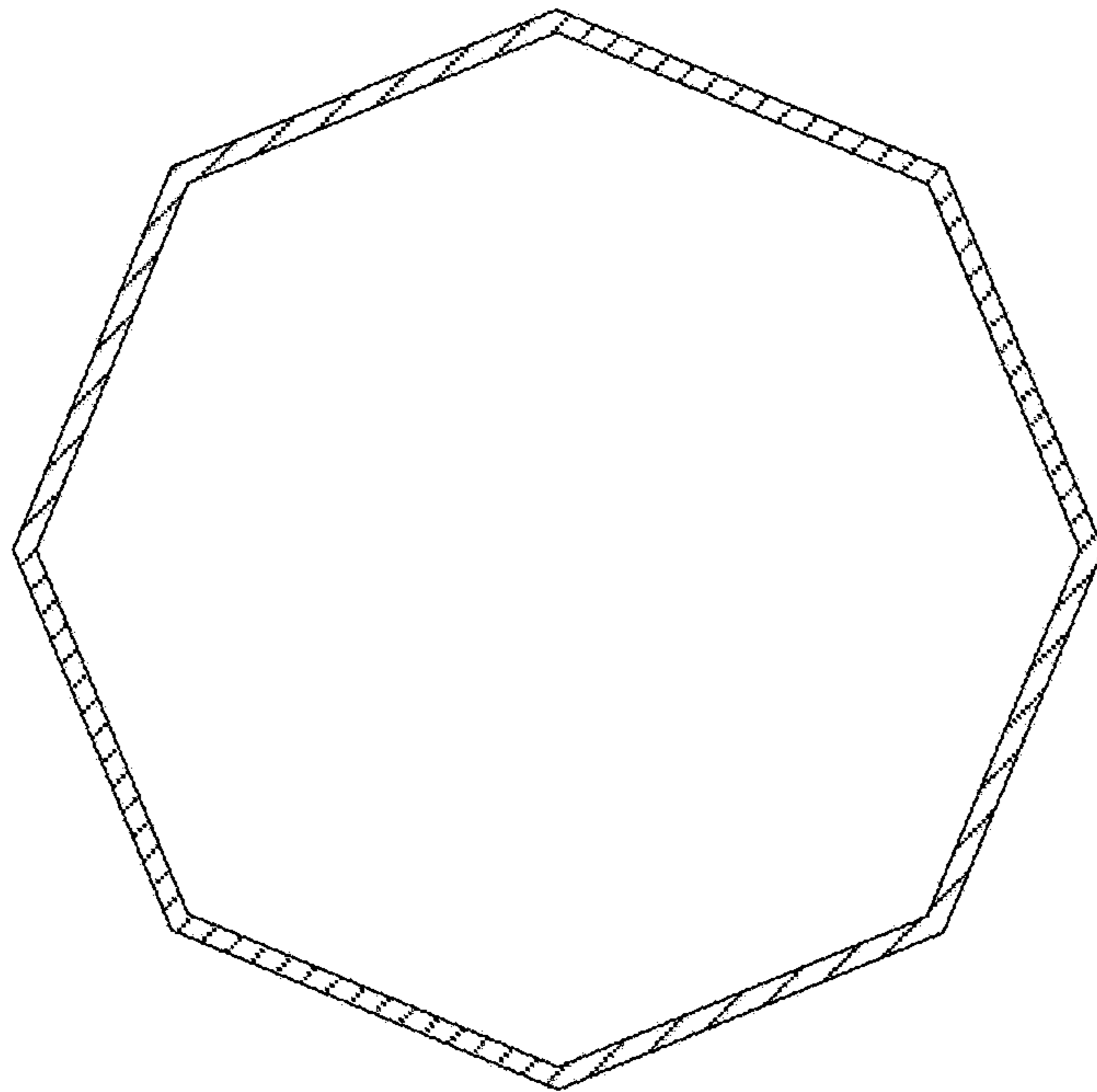


FIG. 10

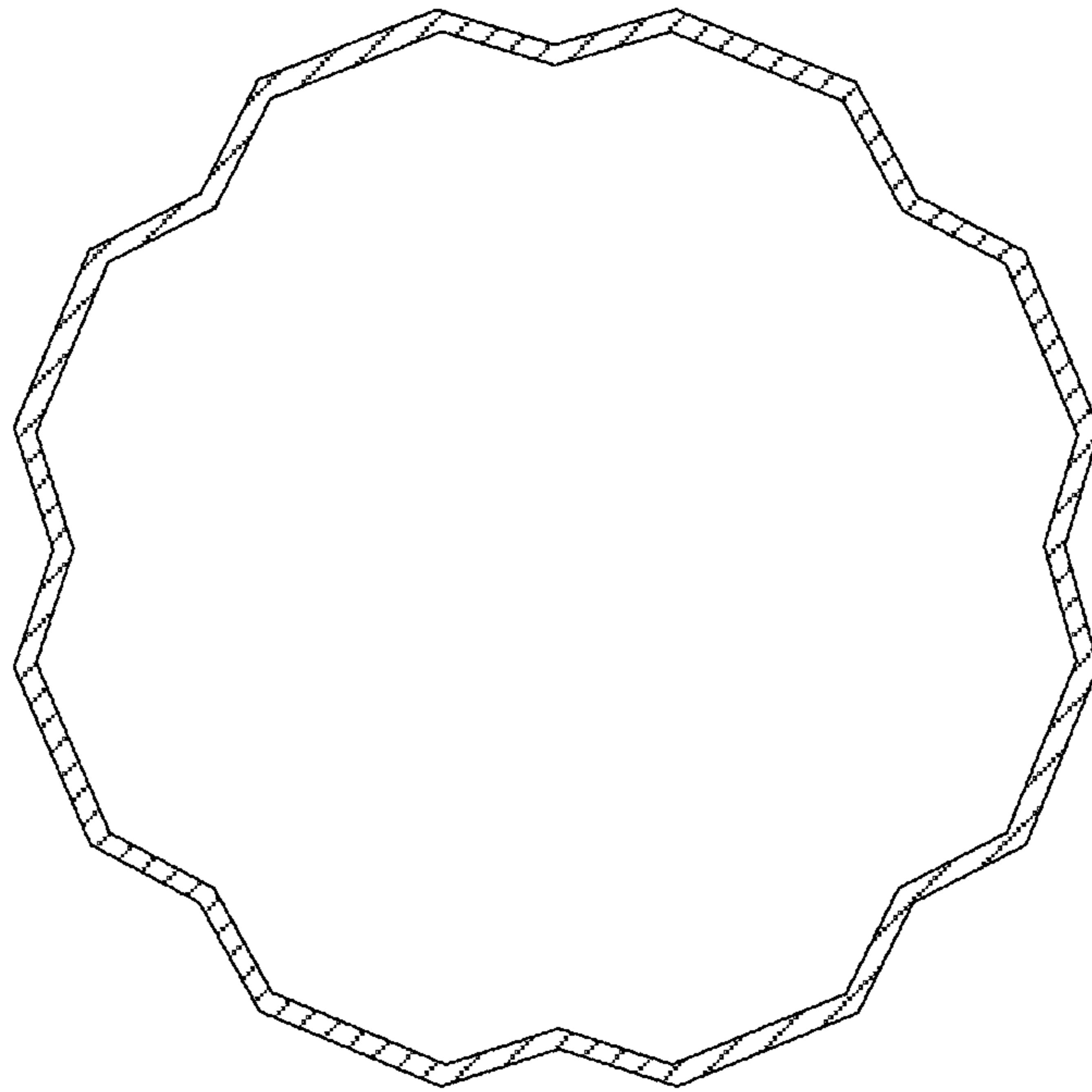


FIG. 11

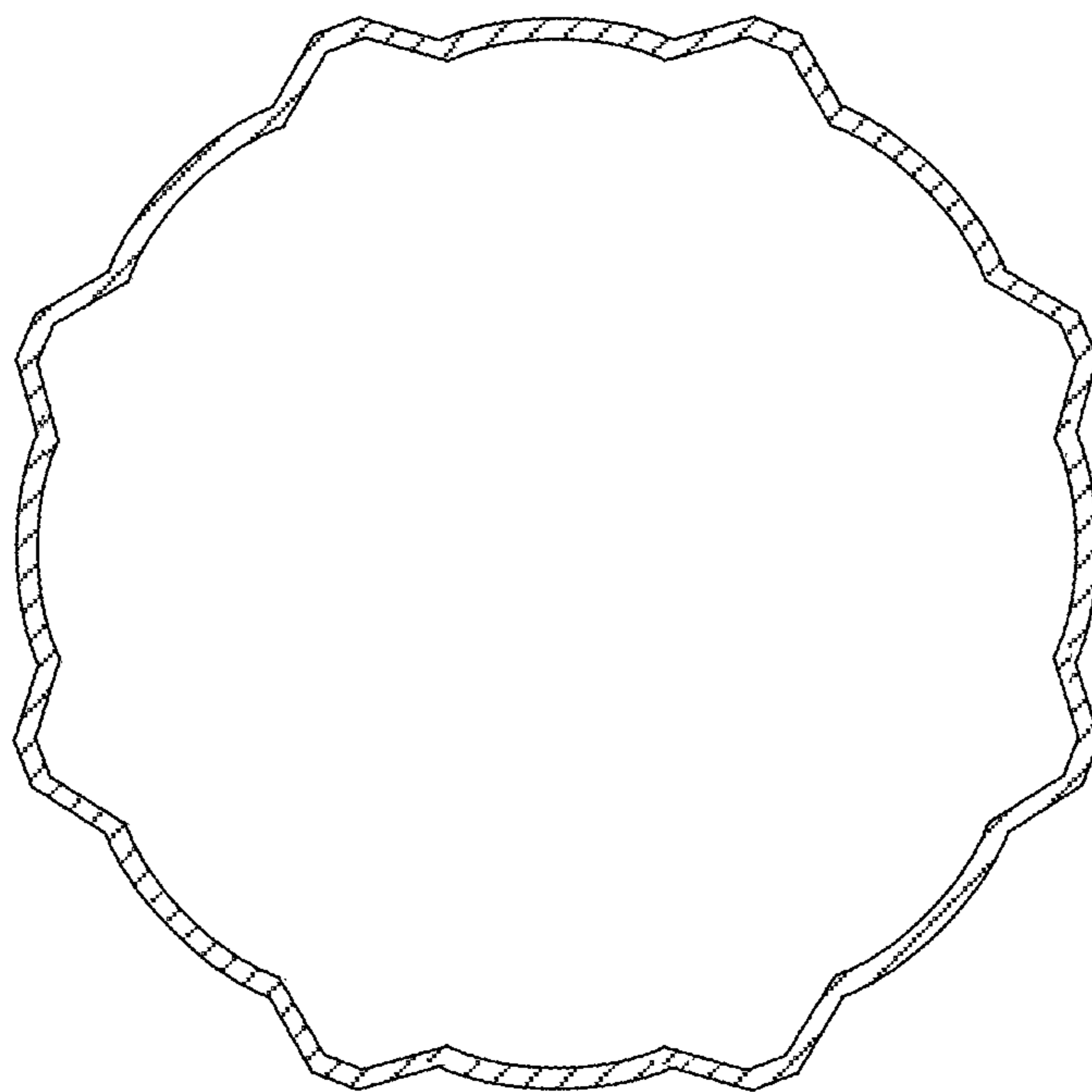


FIG. 12



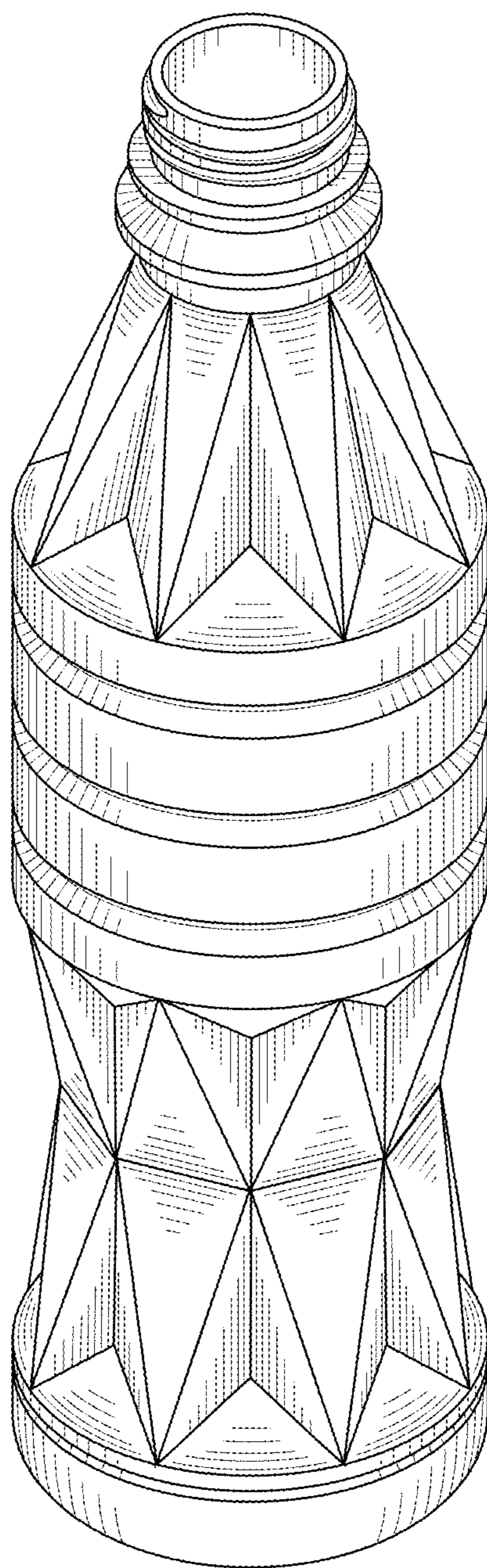


FIG. 13