



US00D781154S

(12) **United States Design Patent**
McGregor

(10) **Patent No.:** **US D781,154 S**

(45) **Date of Patent:** **** Mar. 14, 2017**

(54) **COSMETIC BOTTLE**

(71) Applicant: **ELC MANAGEMENT LLC**, Melville, NY (US)

(72) Inventor: **Lance Colin McGregor**, Montclair, NJ (US)

(73) Assignee: **ELC Management LLC**, Melville, NY (US)

(**) Term: **15 Years**

(21) Appl. No.: **29/572,489**

(22) Filed: **Jul. 28, 2016**

Related U.S. Application Data

(62) Division of application No. 29/529,035, filed on Jun. 3, 2015, now Pat. No. Des. 775,529.

(51) **LOC (10) Cl.** **09-01**

(52) **U.S. Cl.**
USPC **D9/529**; D9/552; D9/558

(58) **Field of Classification Search**
USPC D9/434-436, 439, 440, 443, 447, 449, D9/454, 516, 529, 530, 542, 544, 545, D9/549, 550, 552, 558, 571, 686, 688, D9/689, 715, 719, 723; D24/197; D28/76, 77, 82, 91.1
CPC B65D 47/06; B65D 83/28; B65D 83/68; B65D 11/04; B65D 11/10; B65D 25/42; B65D 2501/0081
See application file for complete search history.

(56) **References Cited**

U.S. PATENT DOCUMENTS

D337,055 S * 7/1993 Medlycott D9/545
D342,902 S * 1/1994 Granai D9/529
D352,241 S * 11/1994 Shiokawa D9/439

D381,915 S * 8/1997 Dinand D9/545
D390,783 S * 2/1998 Schneider D9/503
D399,658 S * 10/1998 Nosella D4/116
D474,406 S * 5/2003 Kaposi D7/598
D664,445 S * 7/2012 Donnelly D28/91.1
D707,133 S * 6/2014 In D9/691
D713,737 S * 9/2014 Adamson-Mohan D9/682
D717,657 S * 11/2014 Lee D9/558
D763,697 S * 8/2016 Lee D9/549
D764,306 S * 8/2016 Staab D9/520
D765,514 S * 9/2016 Owen D9/558
D773,311 S * 12/2016 Park D9/453
2004/0202502 A1 * 10/2004 Gueret A45D 34/045
401/129
2009/0179031 A1 * 7/2009 Chen B65D 35/28
220/254.1

* cited by examiner

Primary Examiner — Ian Simmons

Assistant Examiner — Keith Frank

(74) *Attorney, Agent, or Firm* — Cynthia R. Miller

(57) **CLAIM**

The ornamental design for a cosmetic bottle, as shown and described.

DESCRIPTION

FIG. 1 is a top, front, right side perspective view of new design for a cosmetic bottle;
FIG. 2 is a front elevation view of the cosmetic bottle shown in FIG. 1, the rear elevation view being a mirror image thereof;
FIG. 3 is a side elevation view of the cosmetic bottle shown in FIG. 1, the opposite side elevation view being a mirror image thereof;
FIG. 4 is a top plan view of the cosmetic bottle shown in FIG. 1; and,
FIG. 5 is a bottom plan view of the cosmetic bottle shown in FIG. 1.

1 Claim, 3 Drawing Sheets

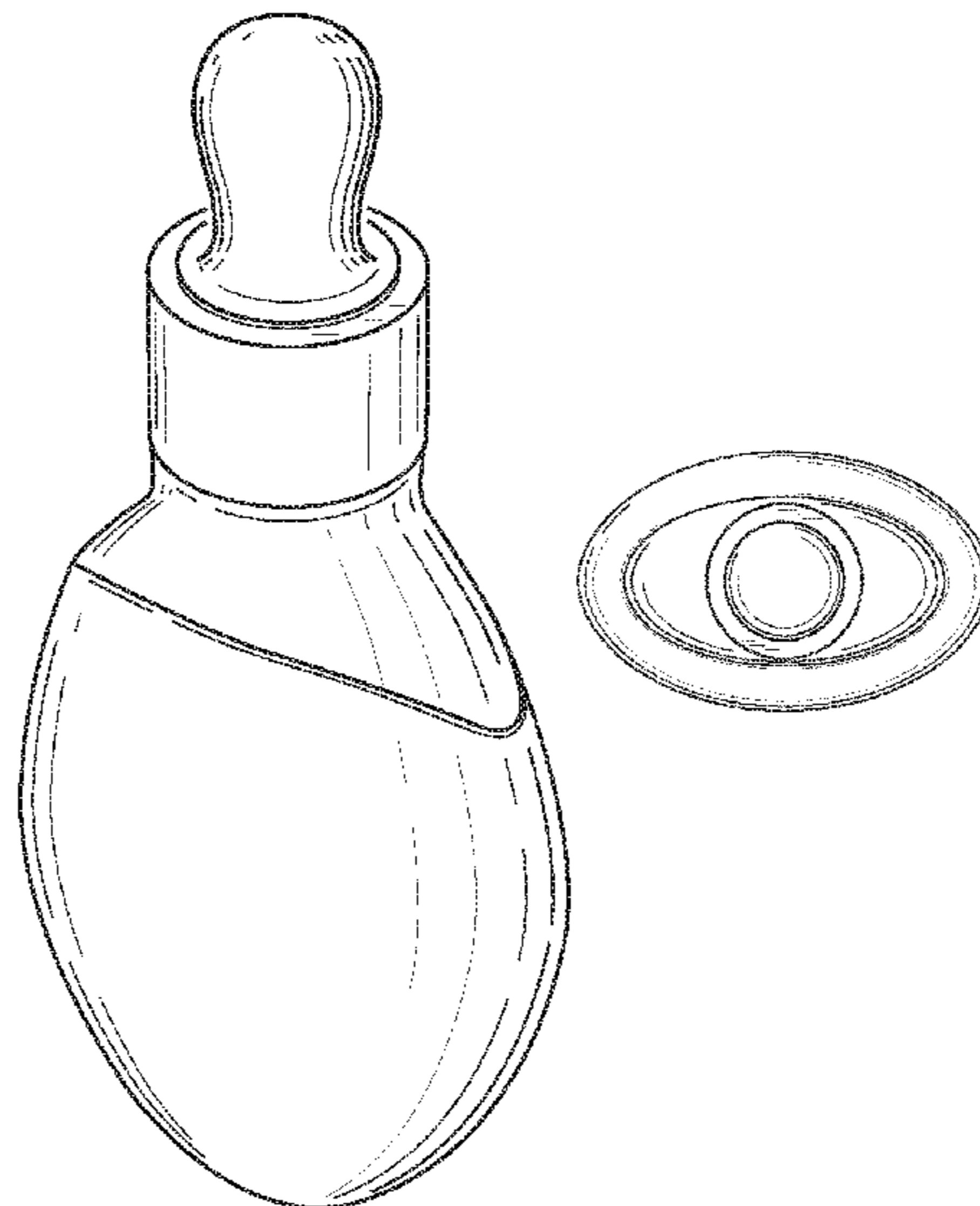


FIG. 1

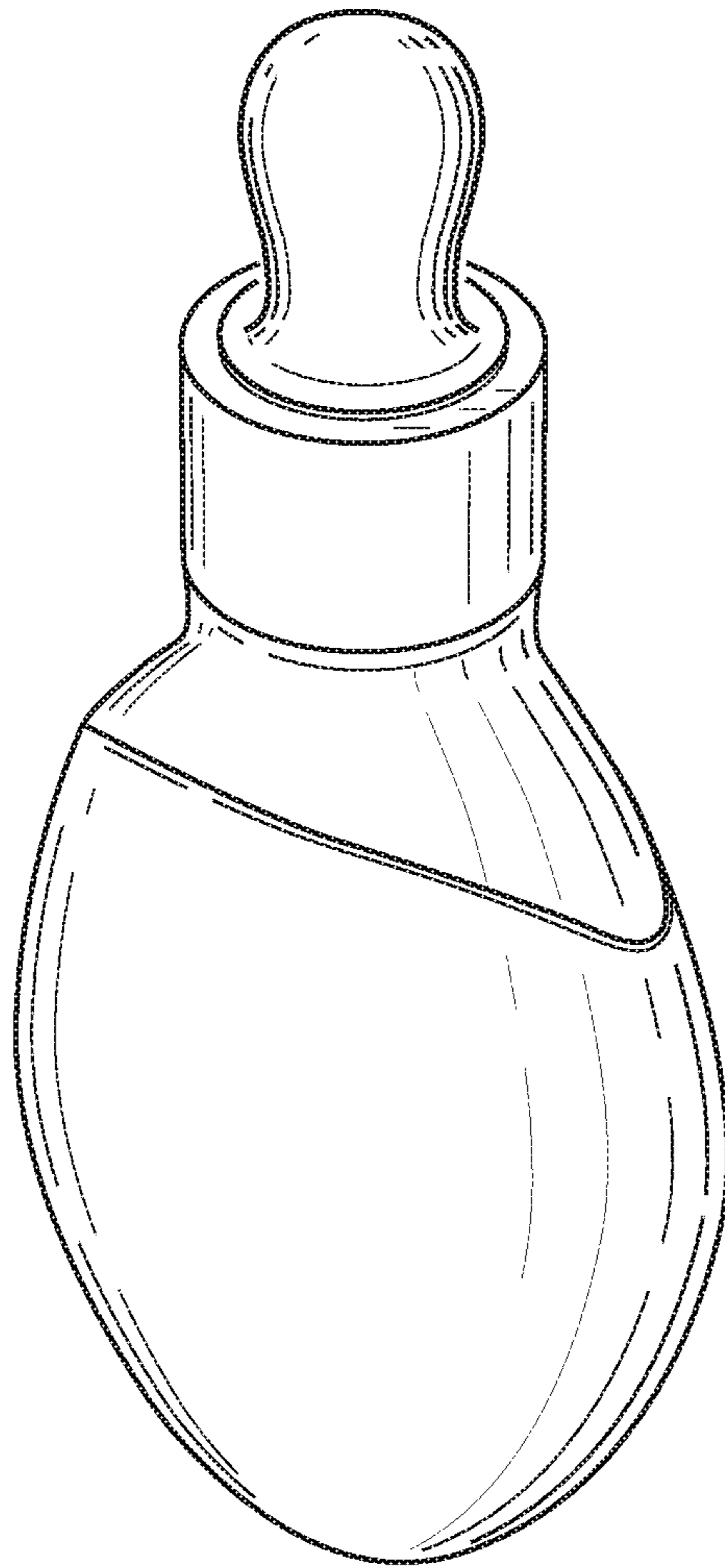


FIG. 2

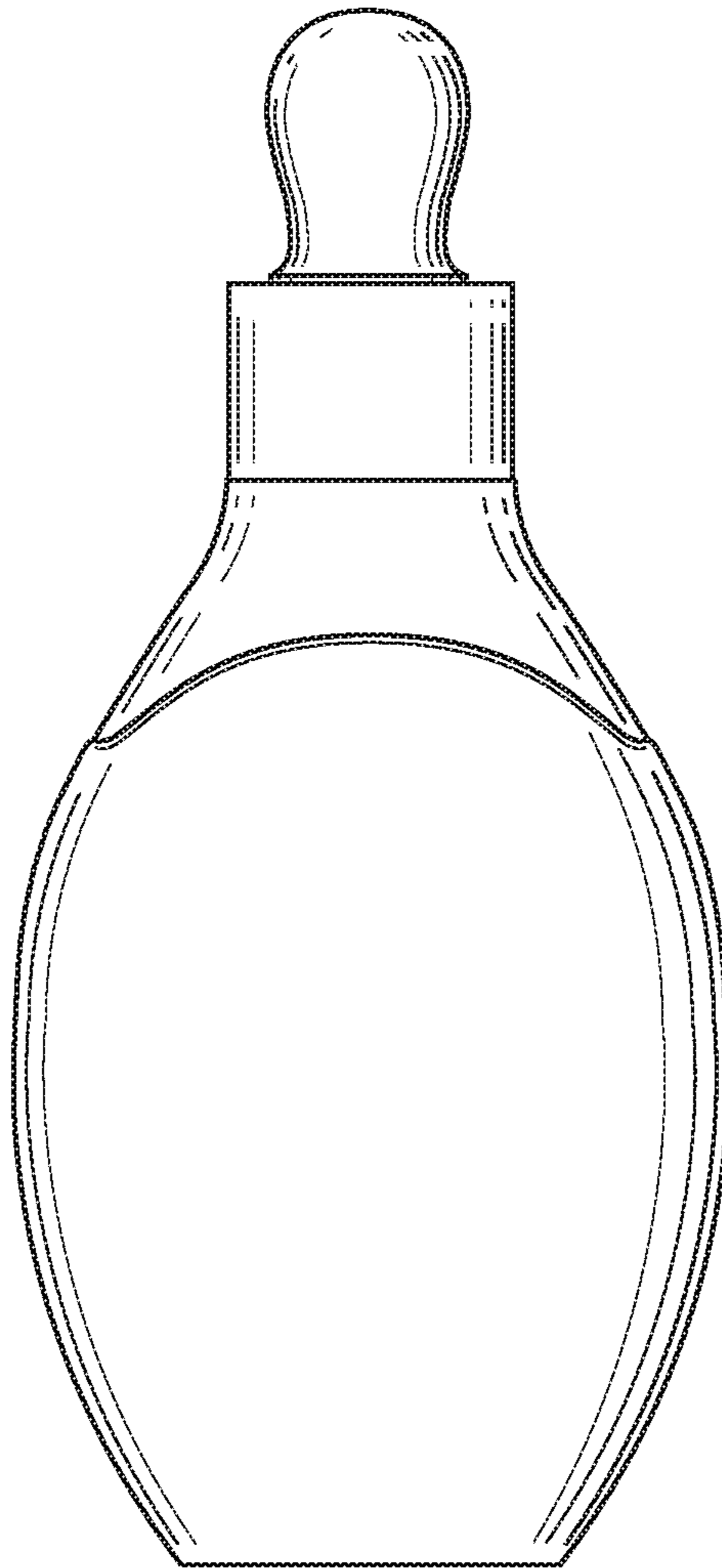


FIG. 3

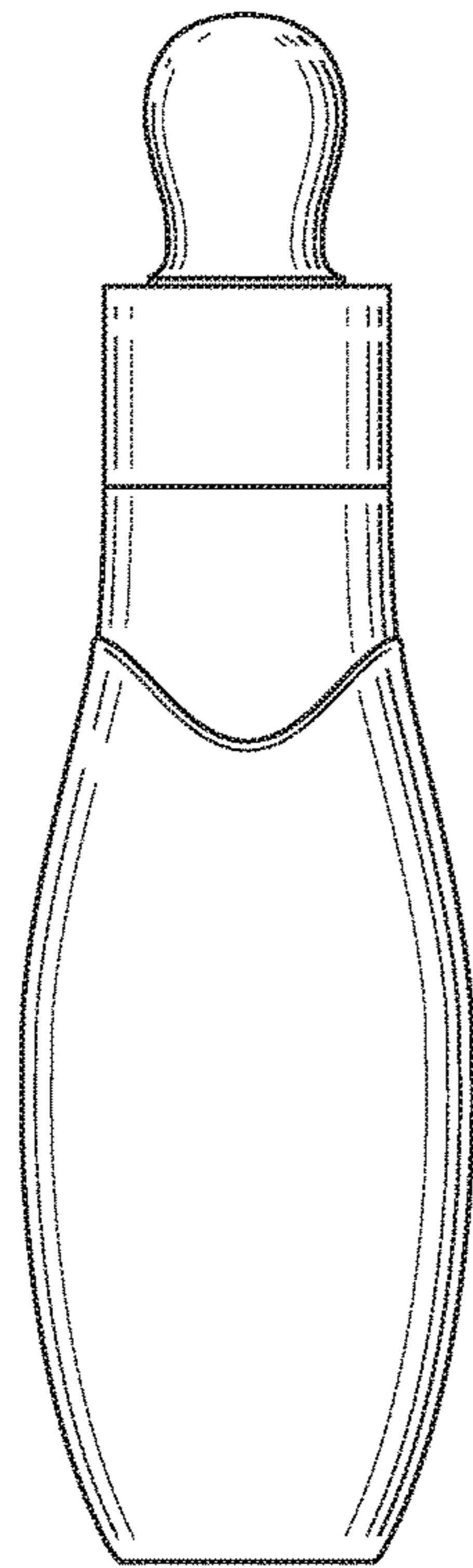


FIG. 4

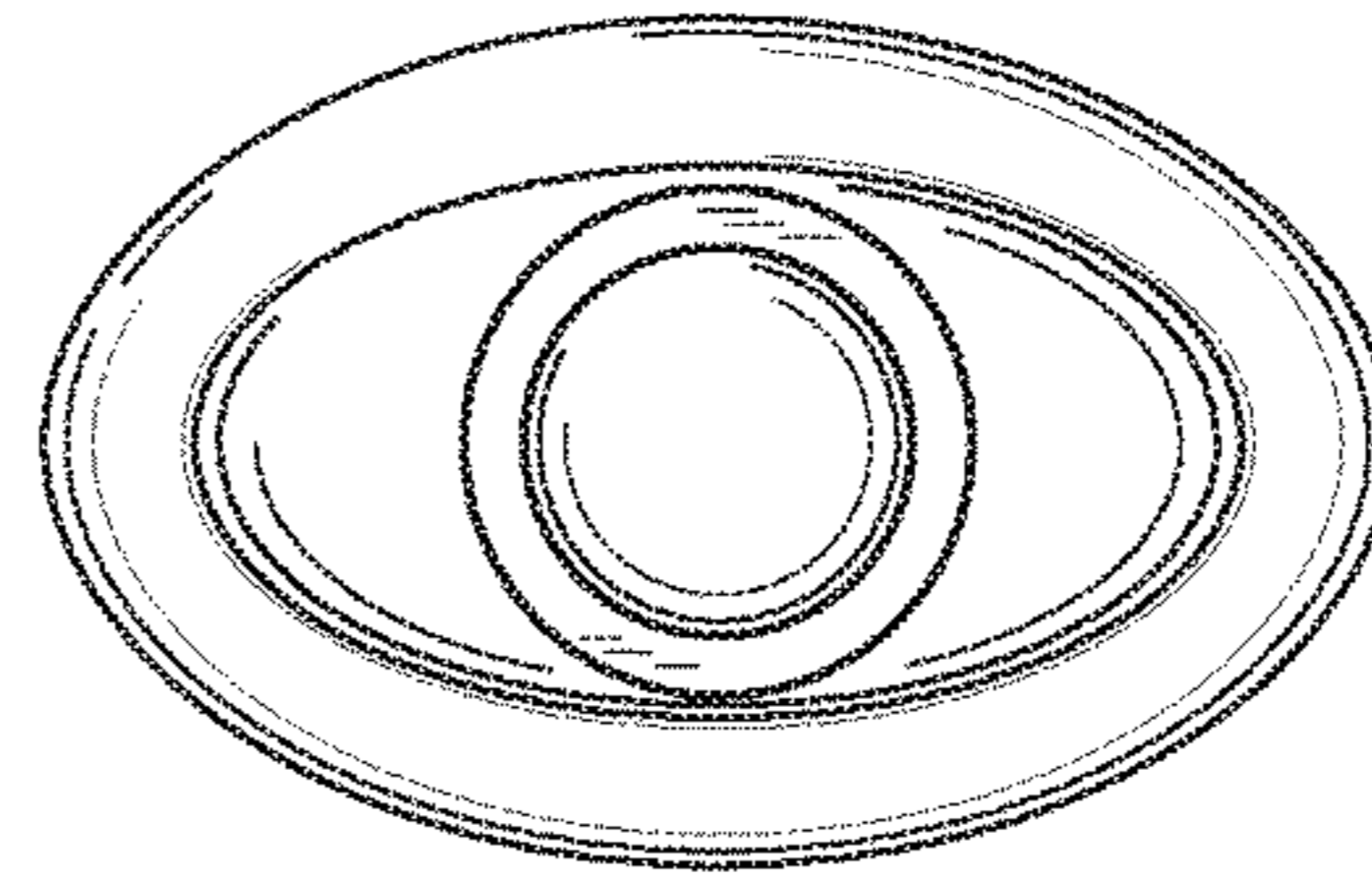


FIG. 5

