



US00D781150S

(12) **United States Design Patent**  
**Zoppas**

(10) **Patent No.:** **US D781,150 S**

(45) **Date of Patent:** **\*\* Mar. 14, 2017**

- (54) **BOTTLE**
- (71) Applicant: **ACQUA MINERALE SAN**  
**BENEDETTO S.p.A.**, Scorze (IT)
- (72) Inventor: **Enrico Zoppas**, Conegliano (IT)
- (73) Assignee: **ACQUA MINERALE SAN**  
**BENEDETTO S.p.A.** (IT)

- (\*\*) Term: **14 Years**
- (21) Appl. No.: **29/501,742**
- (22) Filed: **Sep. 8, 2014**

(30) **Foreign Application Priority Data**

Mar. 7, 2014 (EM) ..... 002419796

(51) **LOC (10) Cl.** ..... **09-01**

(52) **U.S. Cl.**  
USPC ..... **D9/500**

(58) **Field of Classification Search**  
USPC ..... D9/500, 502-504, 516, 520, 530,  
D9/537-540, 549, 557-558, 715, 719;  
D24/197

CPC ..... B65D 1/00; B65D 1/02; B65D 1/0223;  
B65D 23/00; B65D 81/00; B65D 83/00;  
B65D 2501/00; B65D 2501/0009

See application file for complete search history.

(56) **References Cited**

**U.S. PATENT DOCUMENTS**

- D81,520 S \* 7/1930 Bromiley ..... D9/500
- D193,032 S \* 6/1962 Waser ..... D9/500
- D217,229 S \* 4/1970 Onthank ..... D9/632
- D248,834 S \* 8/1978 Morgan ..... D9/552
- D351,102 S \* 10/1994 Olivares ..... D9/503

- D356,506 S \* 3/1995 Kornick ..... D9/645
- D379,307 S \* 5/1997 Marriage ..... D9/503
- D399,735 S \* 10/1998 Marriage ..... D9/500
- D410,390 S \* 6/1999 Marriage ..... D9/658
- D411,108 S \* 6/1999 Marriage ..... D9/658
- D572,589 S \* 7/2008 Coulis ..... D9/500
- D573,023 S \* 7/2008 Pivert ..... D9/500
- D744,833 S \* 12/2015 Cotton ..... D9/500

\* cited by examiner

*Primary Examiner* — Dana L Meyrow

(74) *Attorney, Agent, or Firm* — The Belles Group, P.C.

(57) **CLAIM**

I claim the ornamental design for a bottle, as shown and described.

**DESCRIPTION**

FIG. 1 is a bottom perspective view of a bottle in accordance with a first embodiment of the present invention;

FIG. 2 is a side elevation view thereof, the opposing side elevation view being identical with the exception of the unclaimed threaded pour spout;

FIG. 3 is a top plan view thereof, shown at an enlarged scale; FIG. 4 is a bottom plan view thereof, shown at an enlarged scale;

FIG. 5 is a bottom perspective view of a bottle in accordance with a second embodiment of the present invention;

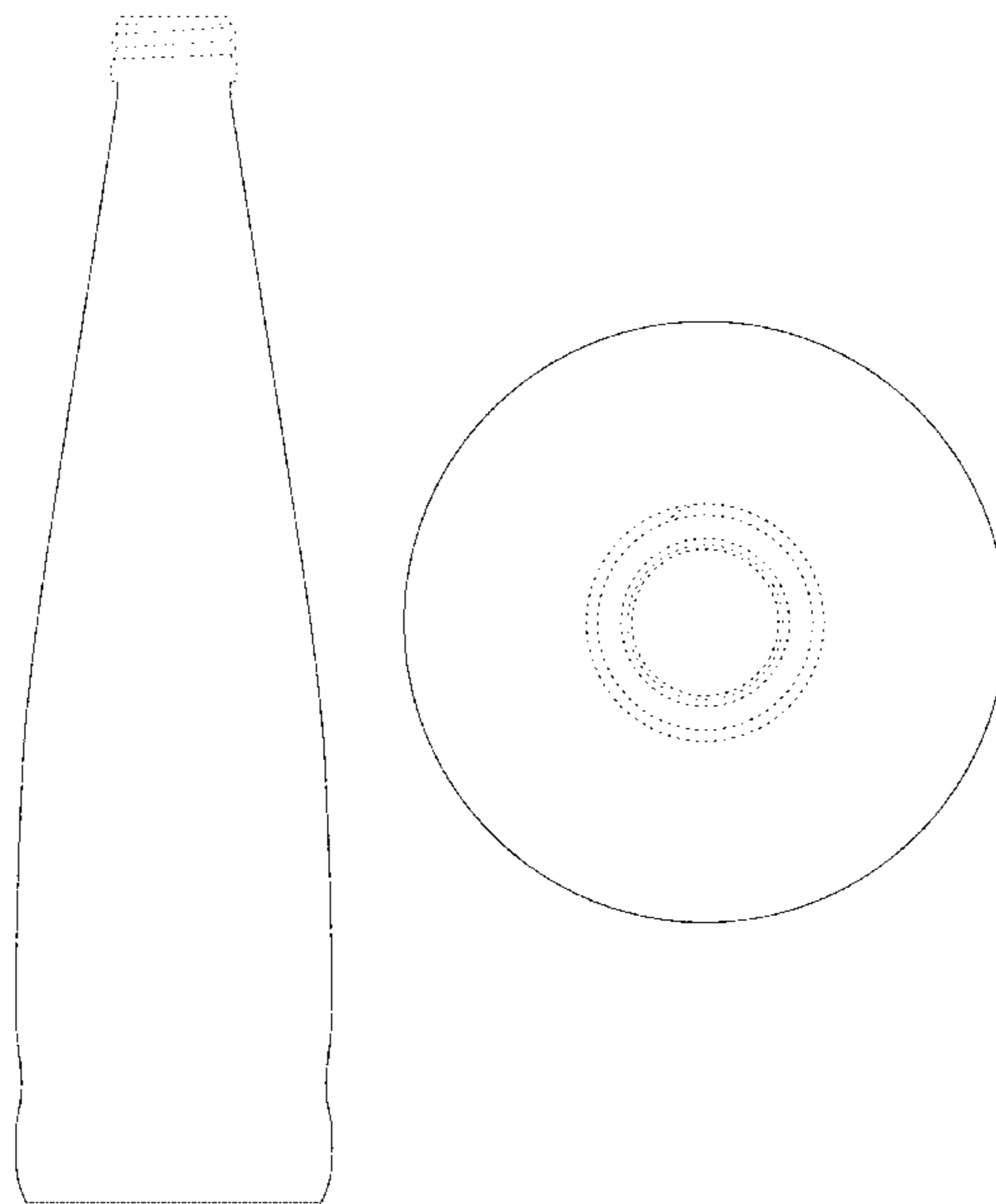
FIG. 6 is a side elevation view thereof, the opposing side elevation view being identical with the exception of the unclaimed threaded pour spout;

FIG. 7 is a top plan view thereof, shown at an enlarged scale; and,

FIG. 8 is a bottom plan view thereof, shown at an enlarged scale.

The broken lines in the drawings illustrate portions of the bottle that form no part of the claim.

**1 Claim, 8 Drawing Sheets**






FIG. 1

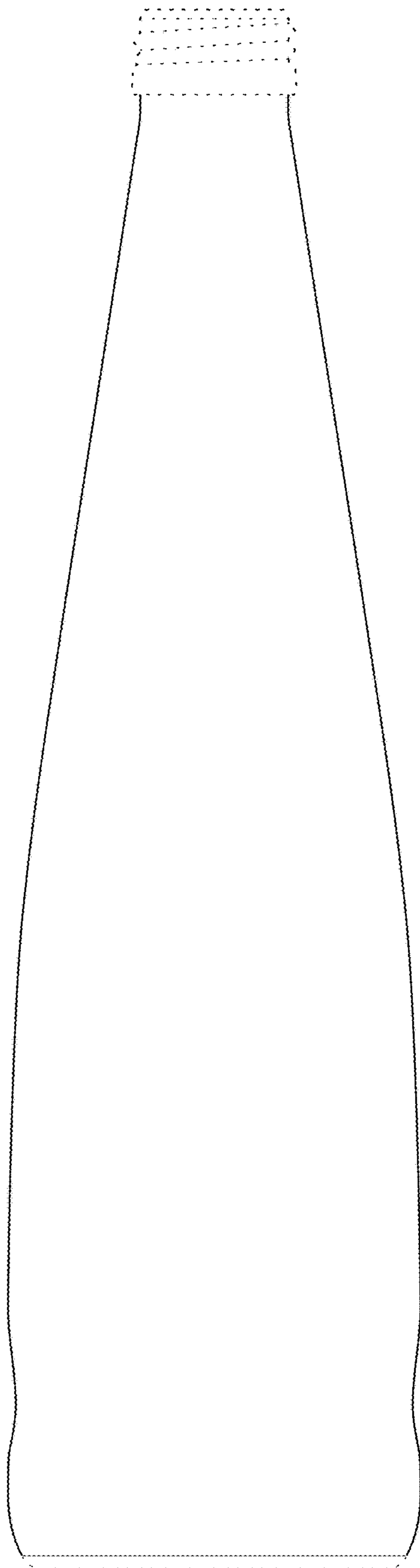


FIG. 2

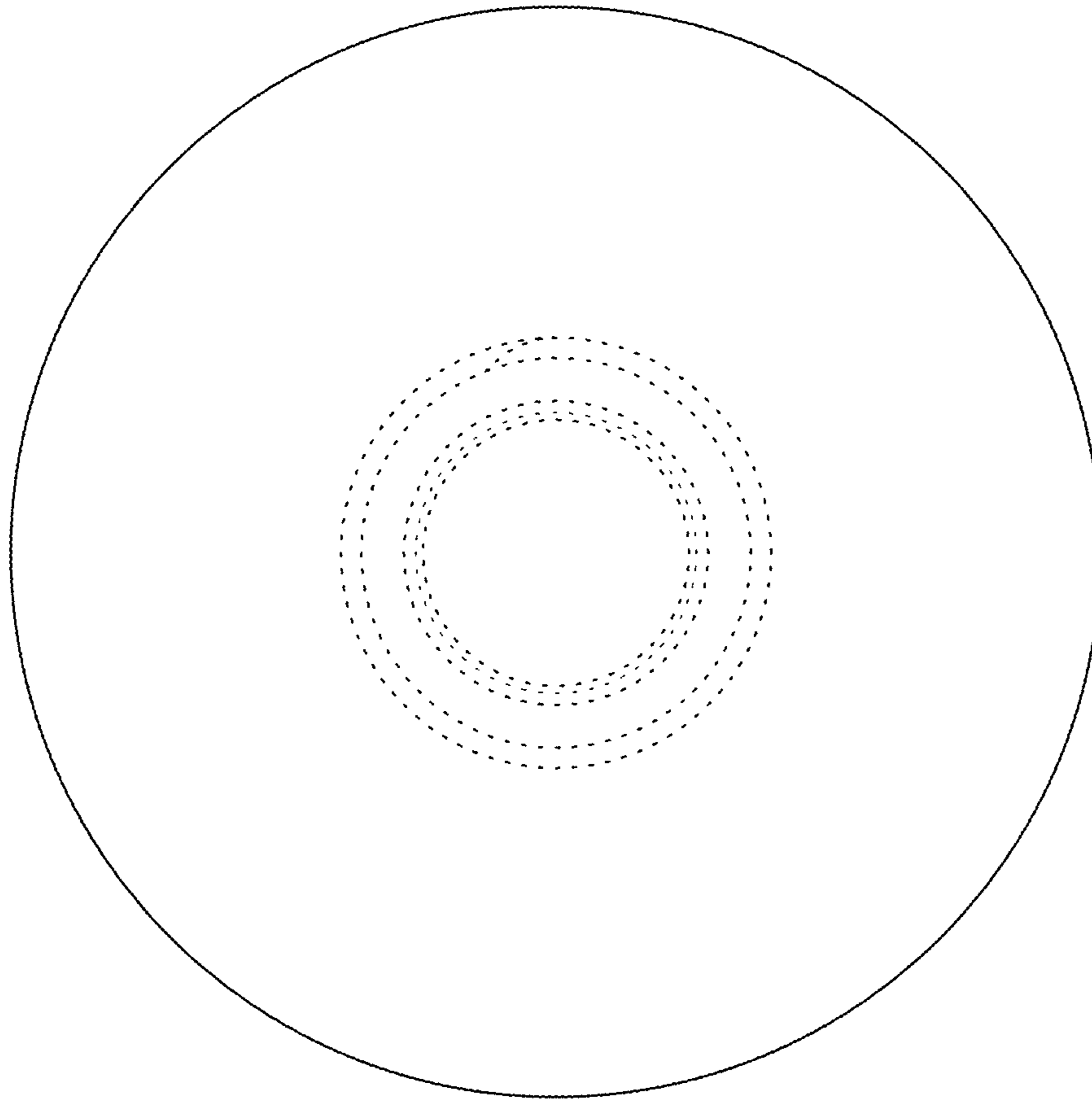


FIG. 3




FIG. 4




FIG. 5

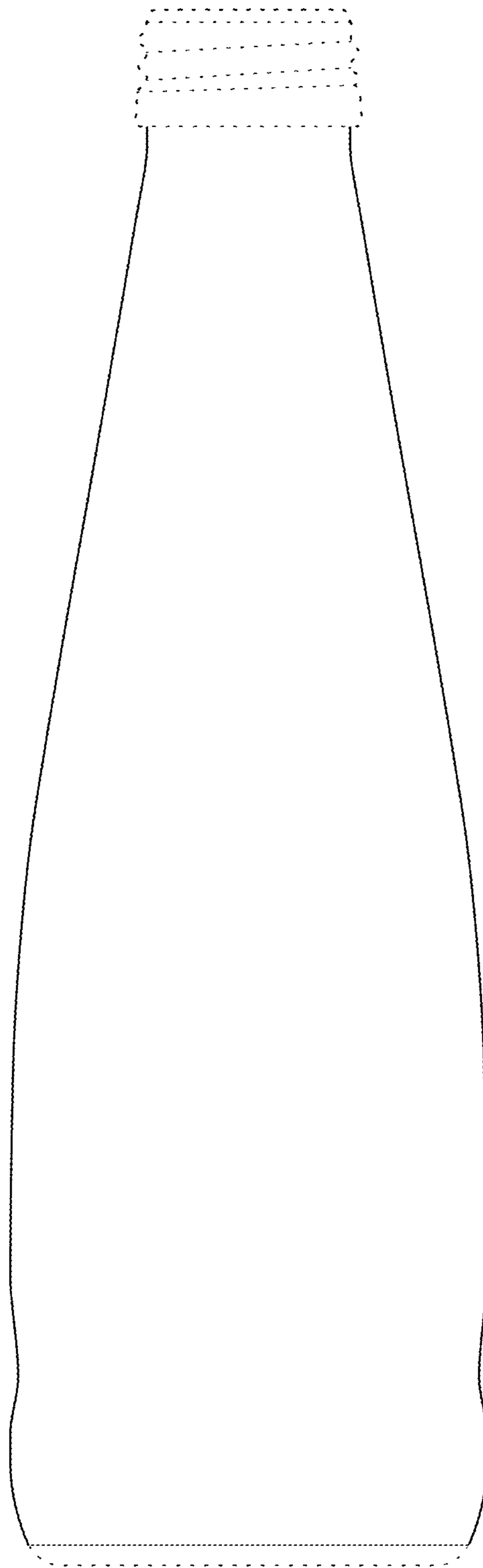


FIG. 6

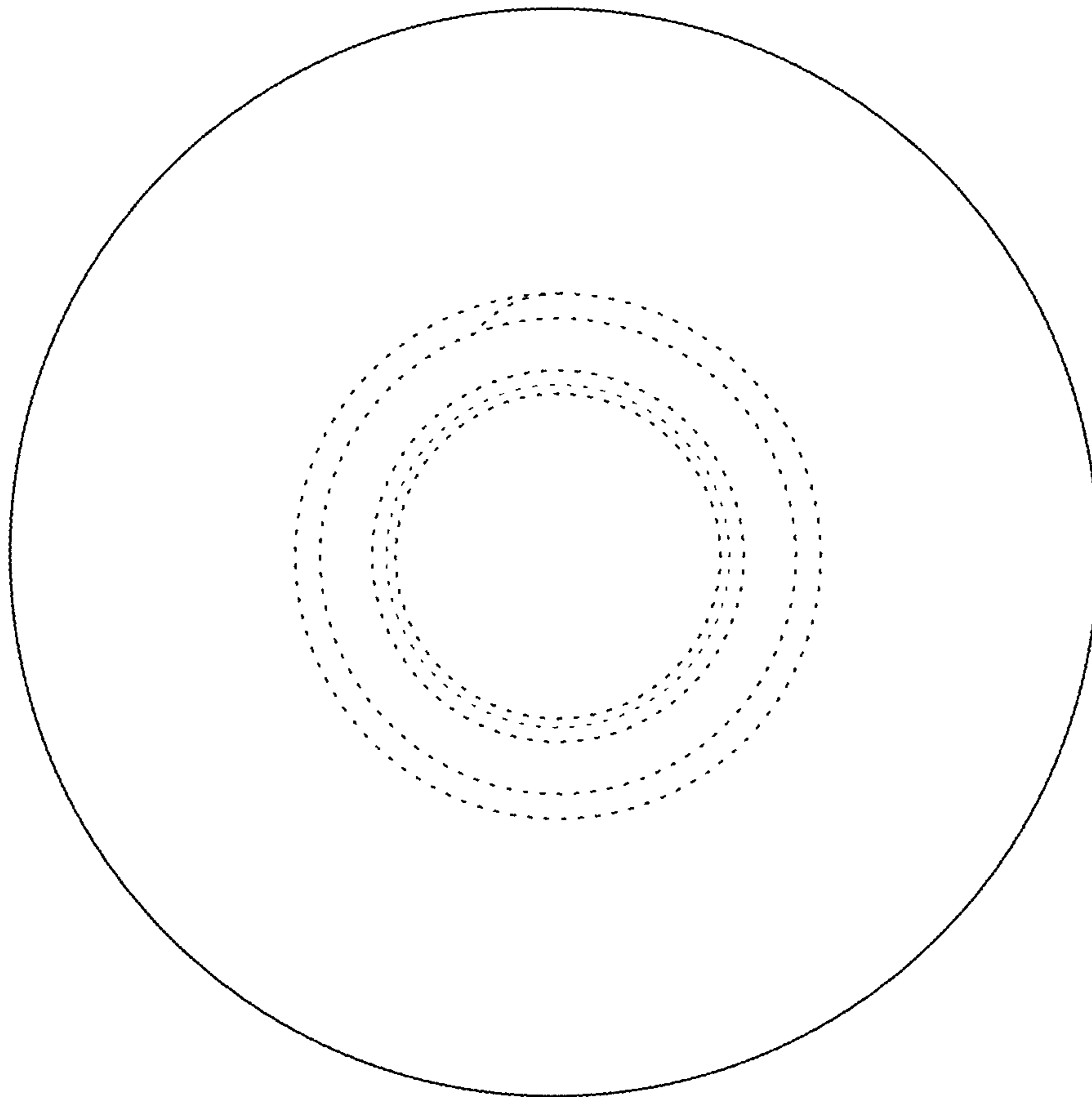


FIG. 7



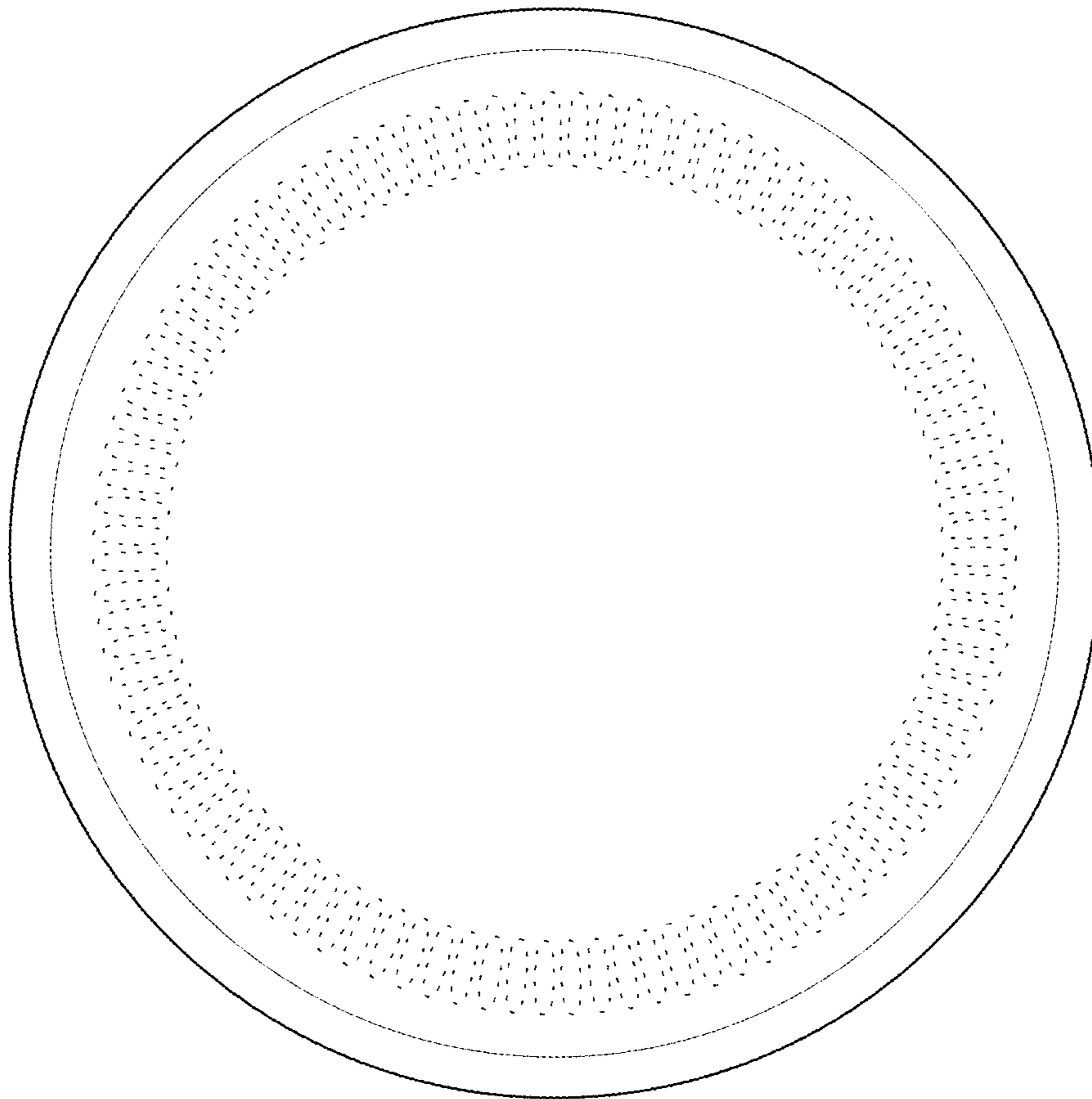


FIG. 8