



US00D781112S

(12) **United States Design Patent**
Hennessy

(10) **Patent No.:** **US D781,112 S**
(45) **Date of Patent:** **** Mar. 14, 2017**

- (54) **BEVERAGE HOLDER**
- (71) Applicant: **SummerSkates Limited**, Newmarket (CA)
- (72) Inventor: **Kevin Hennessy**, Newmarket (CA)
- (73) Assignee: **SummerSkates Limited**, Newmarket, Ontario (CA)
- (**) Term: **14 Years**
- (21) Appl. No.: **29/511,018**
- (22) Filed: **Dec. 5, 2014**
- (30) **Foreign Application Priority Data**

4,540,611	A *	9/1985	Henderson	B65D 23/08
					150/901
4,745,776	A *	5/1988	Clark	B65D 81/3886
					62/372
4,771,911	A *	9/1988	Morony	B65D 11/16
					215/12.1
D301,821	S *	6/1989	Bartolo	D7/608
6,059,140	A *	5/2000	Hicks	B65D 81/3879
					220/6
D442,833	S *	5/2001	Shuman	D7/608
6,357,253	B1 *	3/2002	Condy	B65D 81/3883
					62/371
D455,052	S *	4/2002	Gullickson	D7/619.1
D589,757	S *	4/2009	Mancha, Jr.	D7/607
D675,880	S *	2/2013	Welch	D7/607
D727,688	S *	4/2015	Hewitt	D7/608
D752,397	S *	3/2016	Seiders	D7/608
2001/0027979	A1 *	10/2001	Canfield	B65D 81/389
					220/739

(Continued)

- Jun. 6, 2014 (CA) 157024
- (51) **LOC (10) Cl.** **07-06**
- (52) **U.S. Cl.**
USPC **D7/624.2**
- (58) **Field of Classification Search**
USPC D7/619.1, 619.2, 622, 624.1, 642.2;
D9/516, 537, 763, 765, 766, 767, 772,
D9/773, 774, 775, 776, 777, 778, 779,
D9/780; 62/457.4, 457.8, 530; 215/395;
220/592.16, 739; 428/12
CPC A47B 19/00; A47J 39/00; B65D 23/12;
F25D 3/08
See application file for complete search history.

(56) **References Cited**

U.S. PATENT DOCUMENTS

3,285,455	A *	11/1966	Pewitt	A47G 23/0241
					215/393
4,344,303	A *	8/1982	Kelly, Jr.	A61F 7/10
					215/12.1
4,383,422	A *	5/1983	Gordon	B65D 81/3886
					215/13.1
D276,119	S *	10/1984	Heweston	D7/607

OTHER PUBLICATIONS

Photograph made available online on www.twitter.com on Mar. 26, 2014. 1 page.

Primary Examiner — Susan Bennett Hattan
Assistant Examiner — S. Bryan Reinholdt, Jr.
(74) *Attorney, Agent, or Firm* — Faegre Baker Daniels LLP

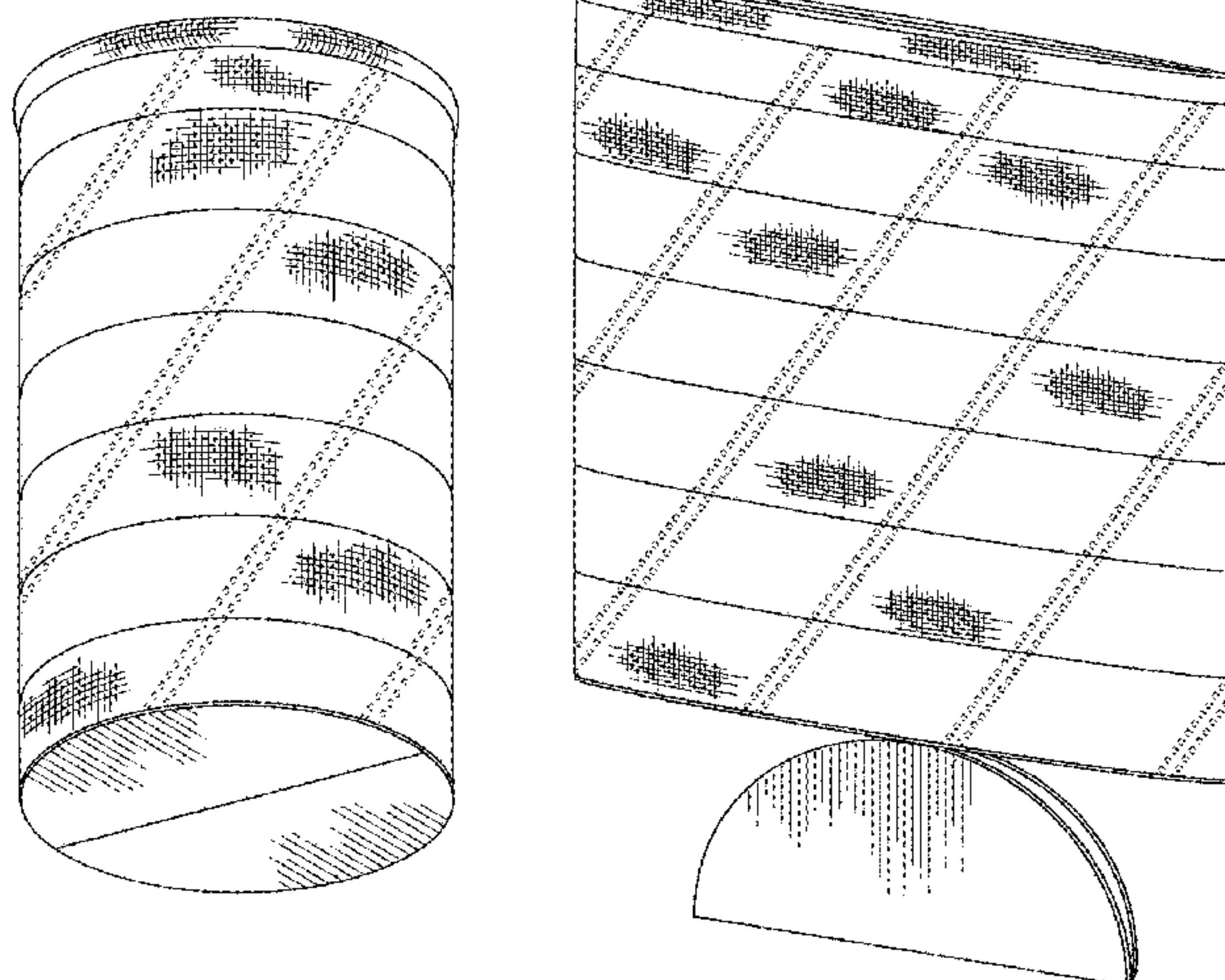
(57) **CLAIM**

The ornamental design for a beverage holder, as shown and described.

DESCRIPTION

FIG. 1 is a first perspective view of the beverage holder; and, FIG. 2 is a perspective view of the beverage holder from FIG. 1 in a collapsed position.

1 Claim, 2 Drawing Sheets



(56)

References Cited

U.S. PATENT DOCUMENTS

2008/0017654 A1* 1/2008 Chu B65D 81/3886
220/739

* cited by examiner

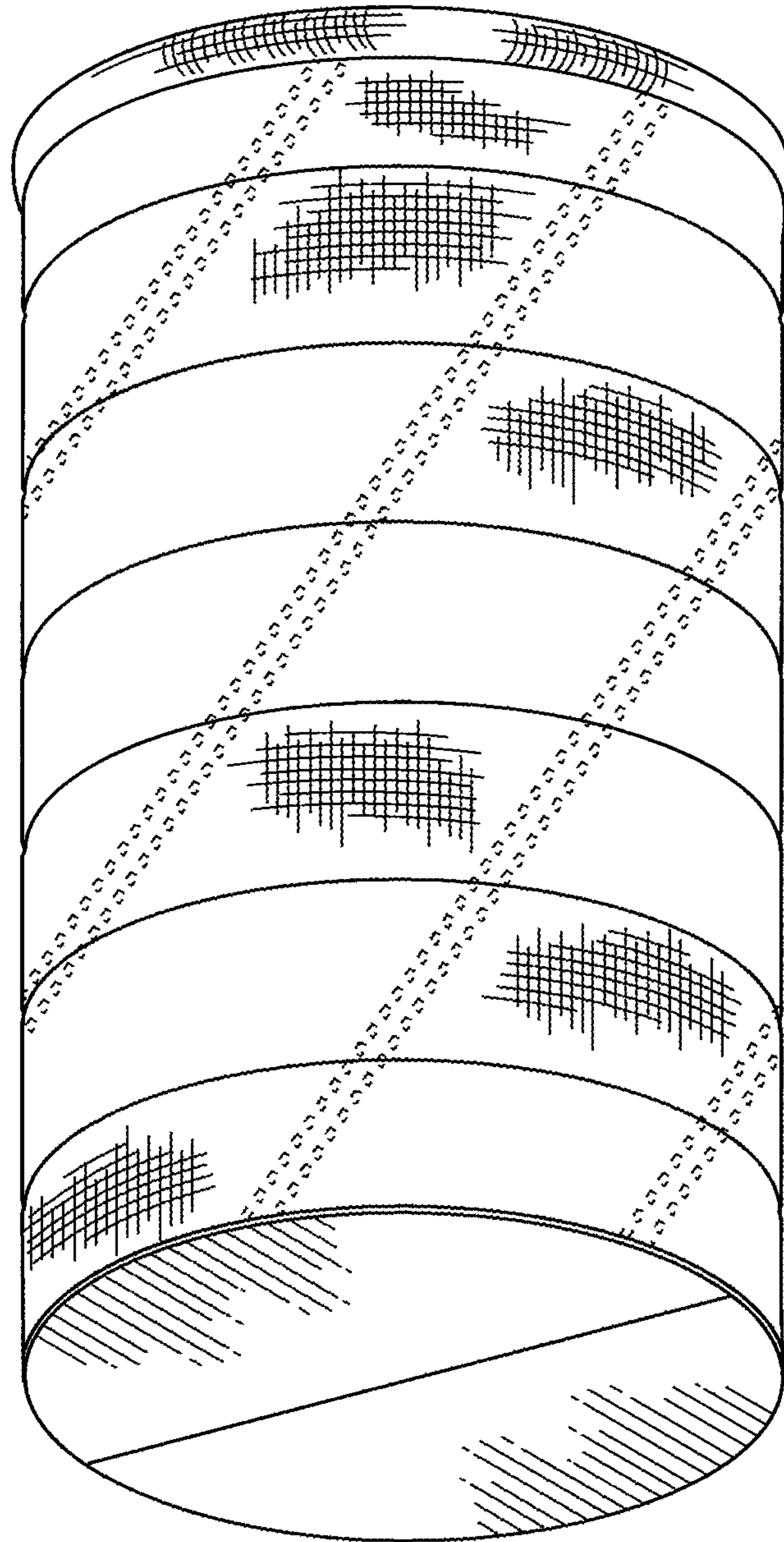


Fig. 1

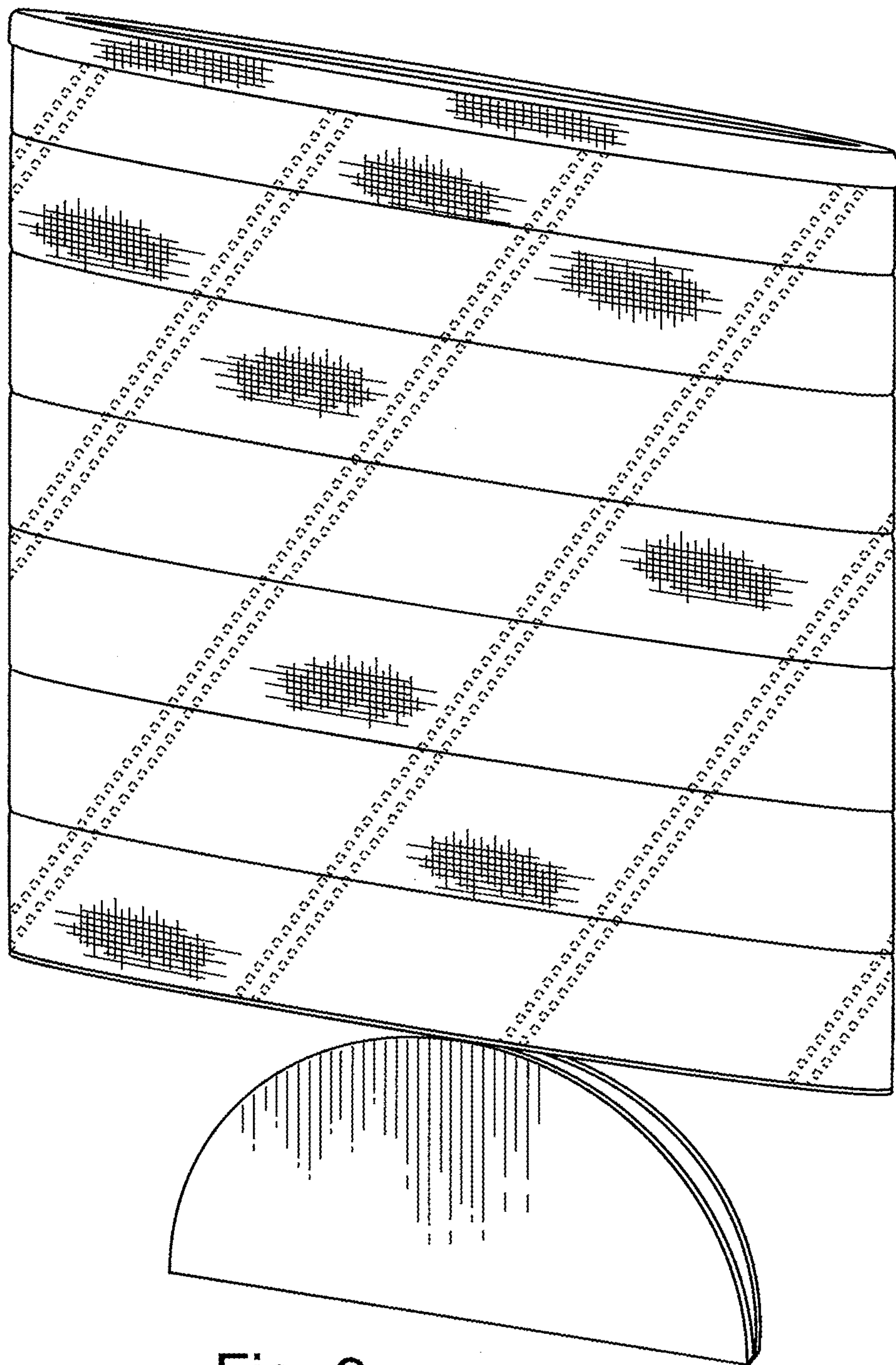


Fig. 2