



US00D781064S

(12) **United States Design Patent**  
**Brownley et al.**

(10) **Patent No.:** **US D781,064 S**  
(45) **Date of Patent:** **\*\* Mar. 14, 2017**

- (54) **PRODUCT DISPENSER**
- (71) Applicant: **GOJO Industries, Inc.**, Akron, OH (US)
- (72) Inventors: **David Brownley**, Hudson, OH (US);  
**Matthew Hern**, Malibu, CA (US);  
**Michael Jackson**, Wooster, OH (US);  
**Anthony Seitz**, University Heights, OH (US)
- (73) Assignee: **GOJO Industries, Inc.**, Akron, OH (US)
- (\*\*) Term: **15 Years**
- (21) Appl. No.: **29/561,232**
- (22) Filed: **Apr. 14, 2016**
- (51) **LOC (10) Cl.** ..... **20-02**
- (52) **U.S. Cl.**  
USPC ..... **D6/515**
- (58) **Field of Classification Search**  
USPC ..... D6/515-523; 206/389, 391; 312/34, 312/34.8, 34.22, 309.1; 211/13.1, 16, 44, 211/49.1, 50, 59.2, 86.01; 221/282, 283; 222/173, 181.1  
CPC ..... A47K 5/14; A47K 5/1217; A47K 5/12; B05B 11/3087; B05B 7/0037  
See application file for complete search history.

- D273,160 S \* 3/1984 Moreland ..... D6/520
- D308,146 S \* 5/1990 Speaker ..... D6/515
- D342,852 S \* 1/1994 Welch ..... D6/520
- D359,867 S \* 7/1995 Elldrege ..... D6/515
- 6,056,233 A \* 5/2000 Von Schenk ..... A47K 10/40  
242/594.5
- 6,302,350 B1 \* 10/2001 Burrell ..... A47K 10/38  
242/560
- D475,227 S \* 6/2003 Clarke ..... D6/520
- D482,914 S \* 12/2003 Prasad ..... D6/515
- D502,621 S \* 3/2005 Ho ..... D6/515
- D527,936 S \* 9/2006 Sirkis ..... D6/520
- D545,098 S \* 6/2007 Wolfson ..... D6/520
- D546,605 S \* 7/2007 Wolfson ..... D6/520
- D547,984 S \* 8/2007 Wolfson ..... D6/520
- D551,000 S \* 9/2007 Romano ..... D6/520
- D576,434 S \* 9/2008 Wolfson ..... D6/520
- D602,721 S \* 10/2009 Li ..... D6/515

(Continued)

*Primary Examiner* — David Muller  
*Assistant Examiner* — Nathan Johnston

(57) **CLAIM**

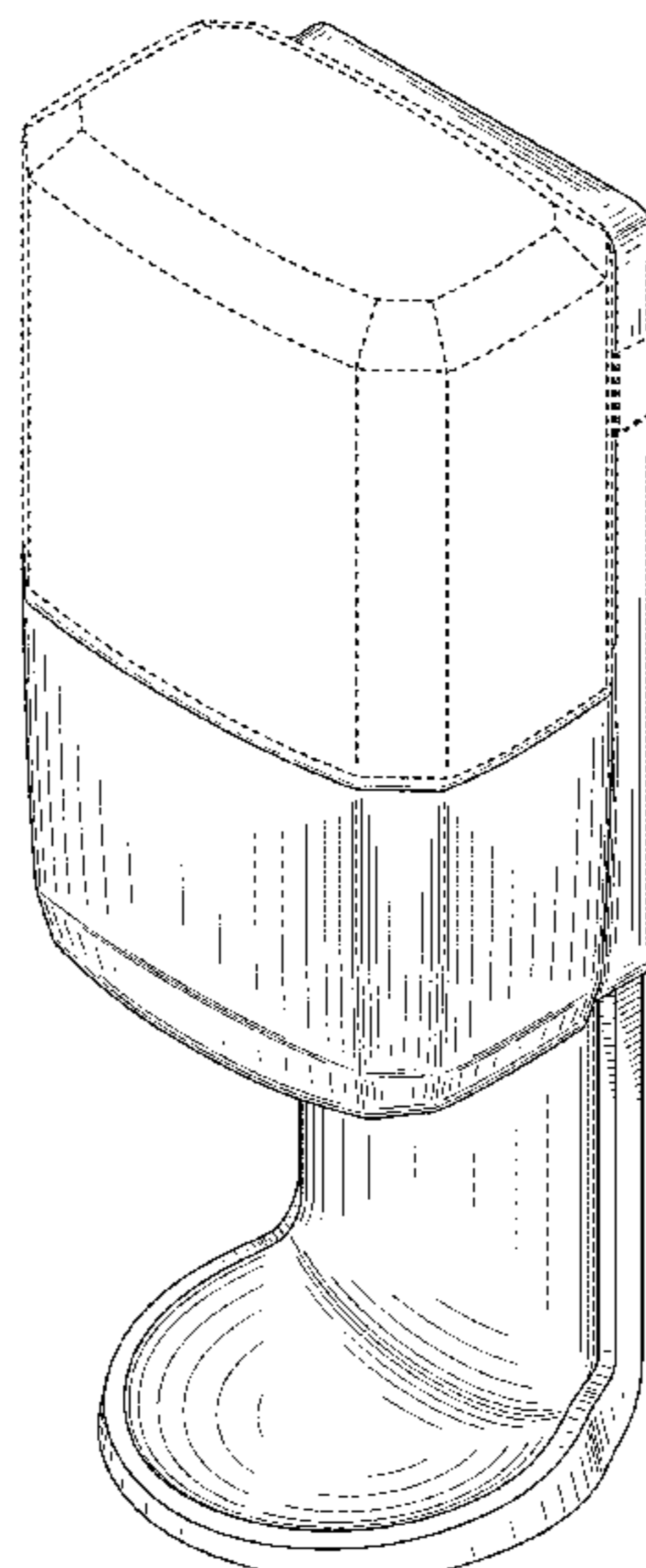
The ornamental design for a product dispenser, as shown and described.

**DESCRIPTION**

FIG. 1 is a perspective view of a product dispenser showing our new design;  
FIG. 2 is a front elevation view thereof;  
FIG. 3 is a rear elevation view thereof;  
FIG. 4 is a right side elevation view thereof;  
FIG. 5 is a left side elevation view thereof;  
FIG. 6 is a top plan view thereof; and,  
FIG. 7 is a bottom plan view thereof.  
The broken line showing of product dispenser is included for the purpose of illustrating portions of the “article” and forms no part of the claimed design.

**1 Claim, 6 Drawing Sheets**

- (56) **References Cited**  
U.S. PATENT DOCUMENTS  
2,299,027 A \* 10/1942 Novak ..... B65D 5/725  
206/738  
D152,210 S \* 12/1948 Perelman ..... D6/516  
3,529,877 A \* 9/1970 Cassidy ..... A47K 10/22  
312/34.22  
3,845,858 A \* 11/1974 Jenkins ..... B65D 83/00  
206/233



(56)

**References Cited**

U.S. PATENT DOCUMENTS

D611,747 S *	3/2010	Kramer .....	D6/545
D627,181 S *	11/2010	Lehr .....	D6/515
D665,208 S *	8/2012	Lombardo .....	D6/520
D667,245 S *	9/2012	Hansen .....	D6/523
D667,661 S *	9/2012	Norton .....	D6/520
2005/0274638 A1 *	12/2005	Smith .....	B65D 71/36 206/389

\* cited by examiner

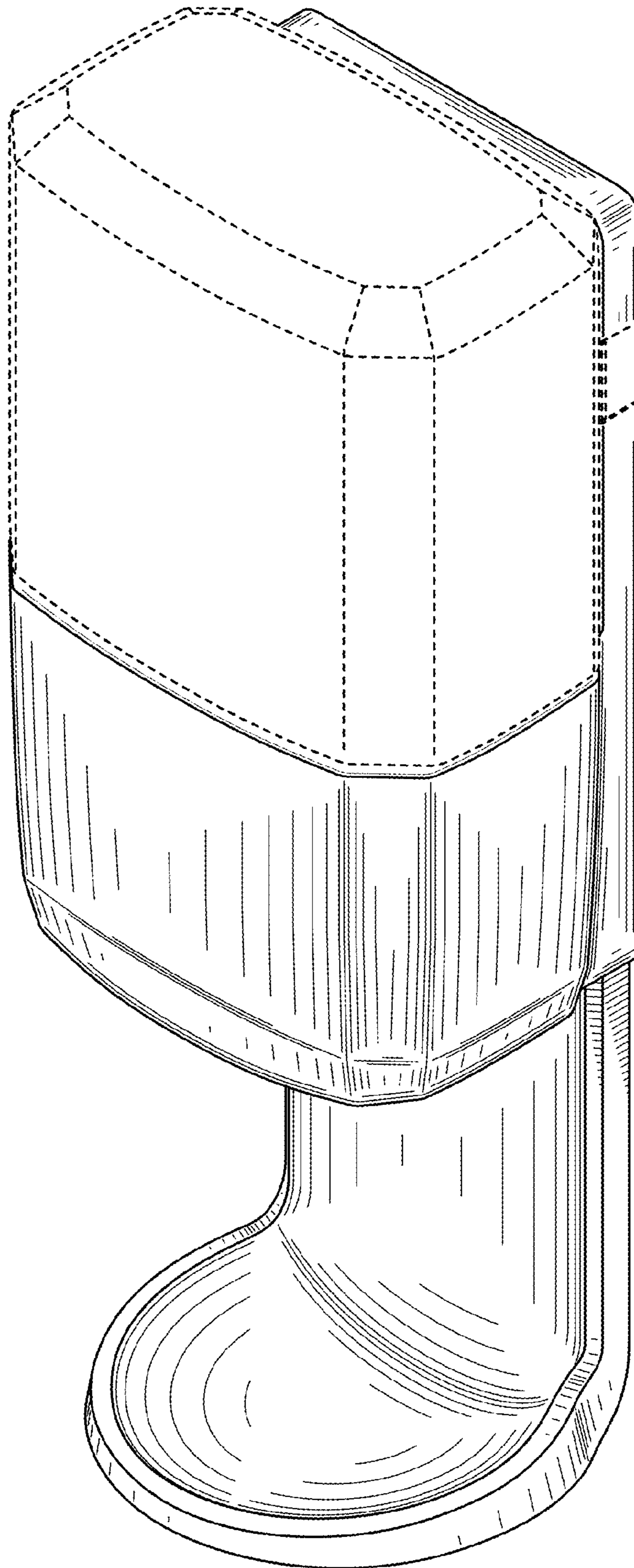


FIG. 1

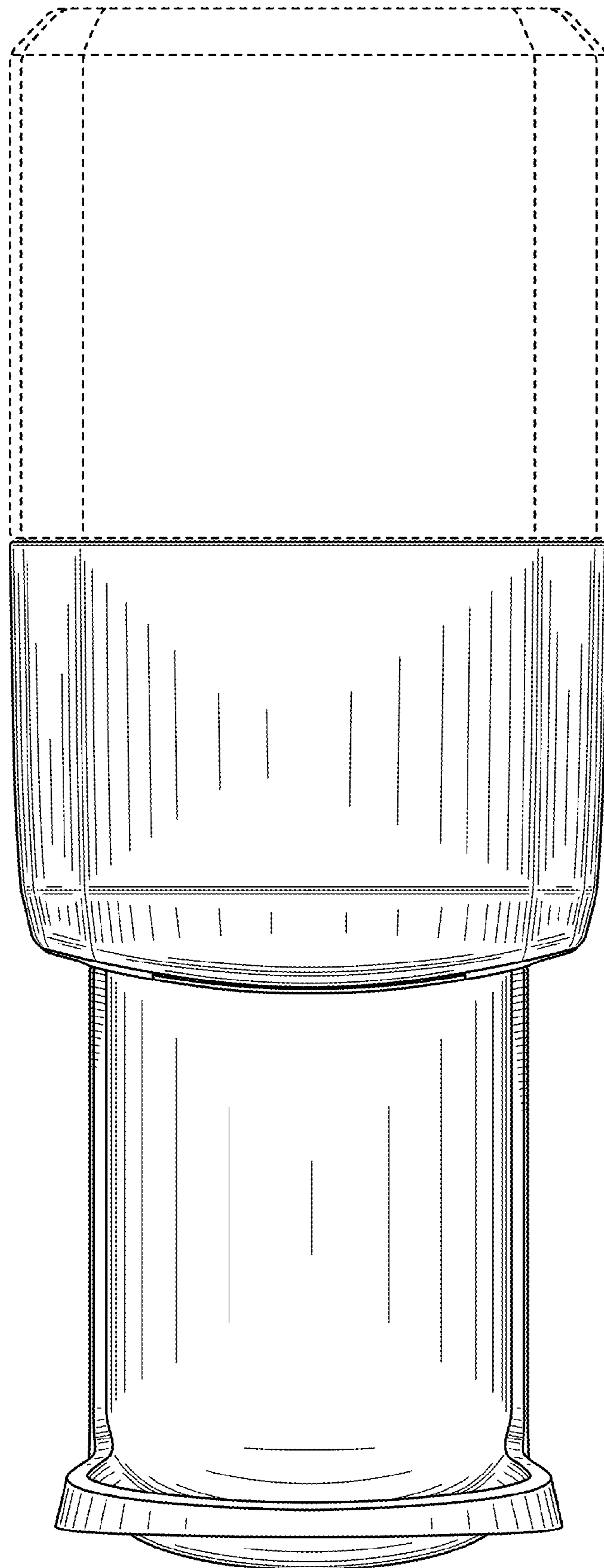


FIG. 2

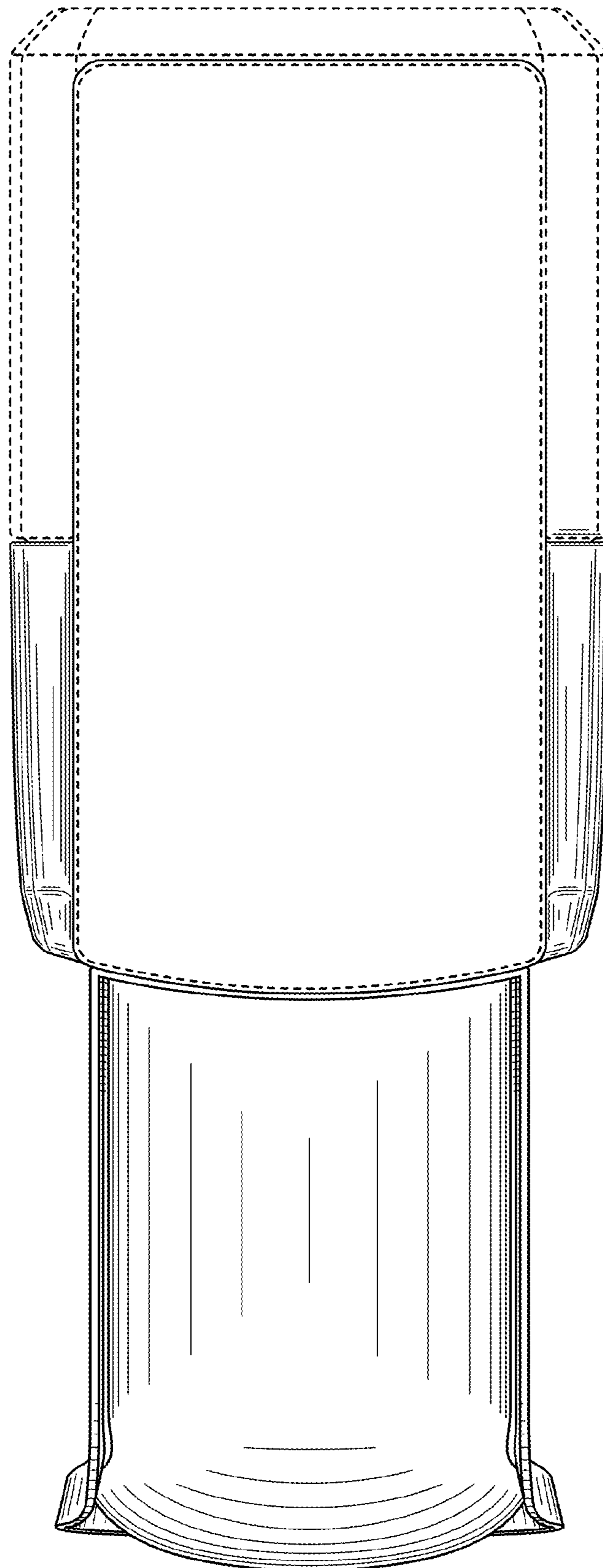


FIG. 3

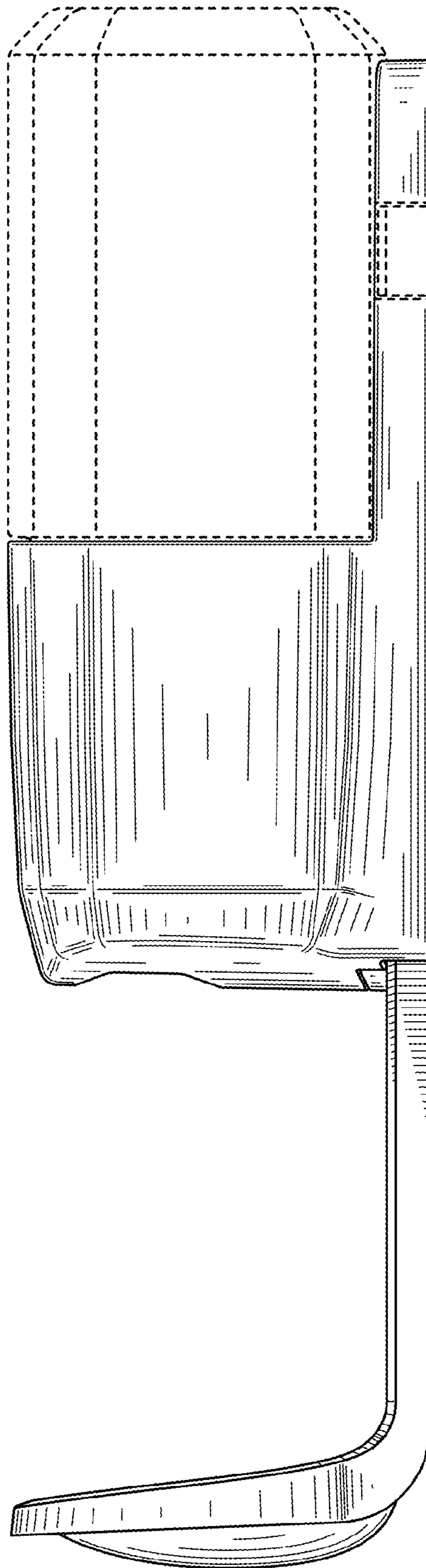


FIG. 4

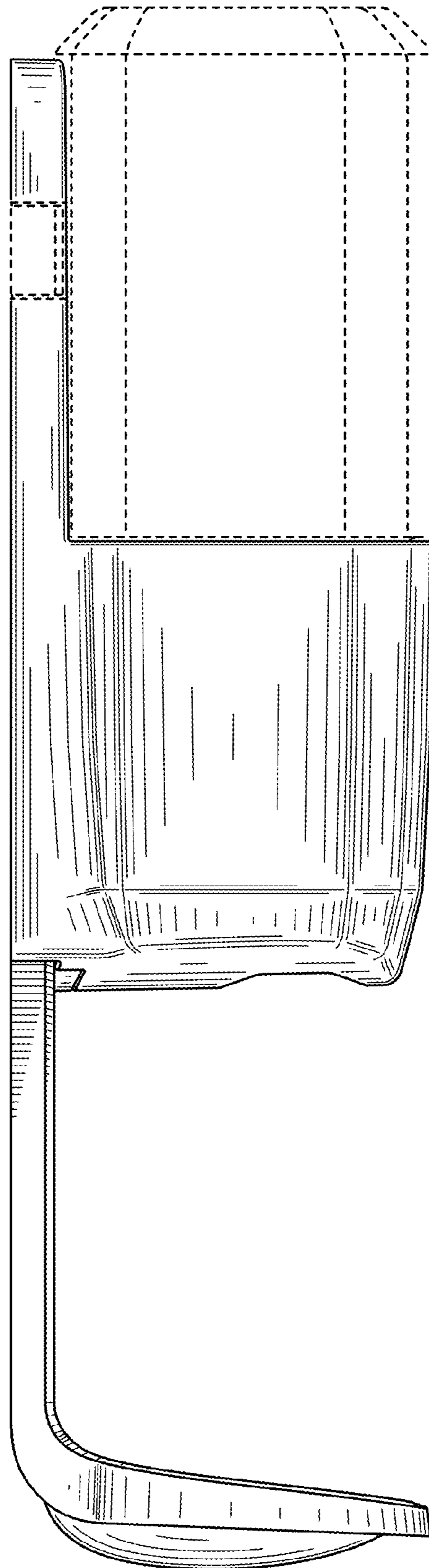


FIG. 5

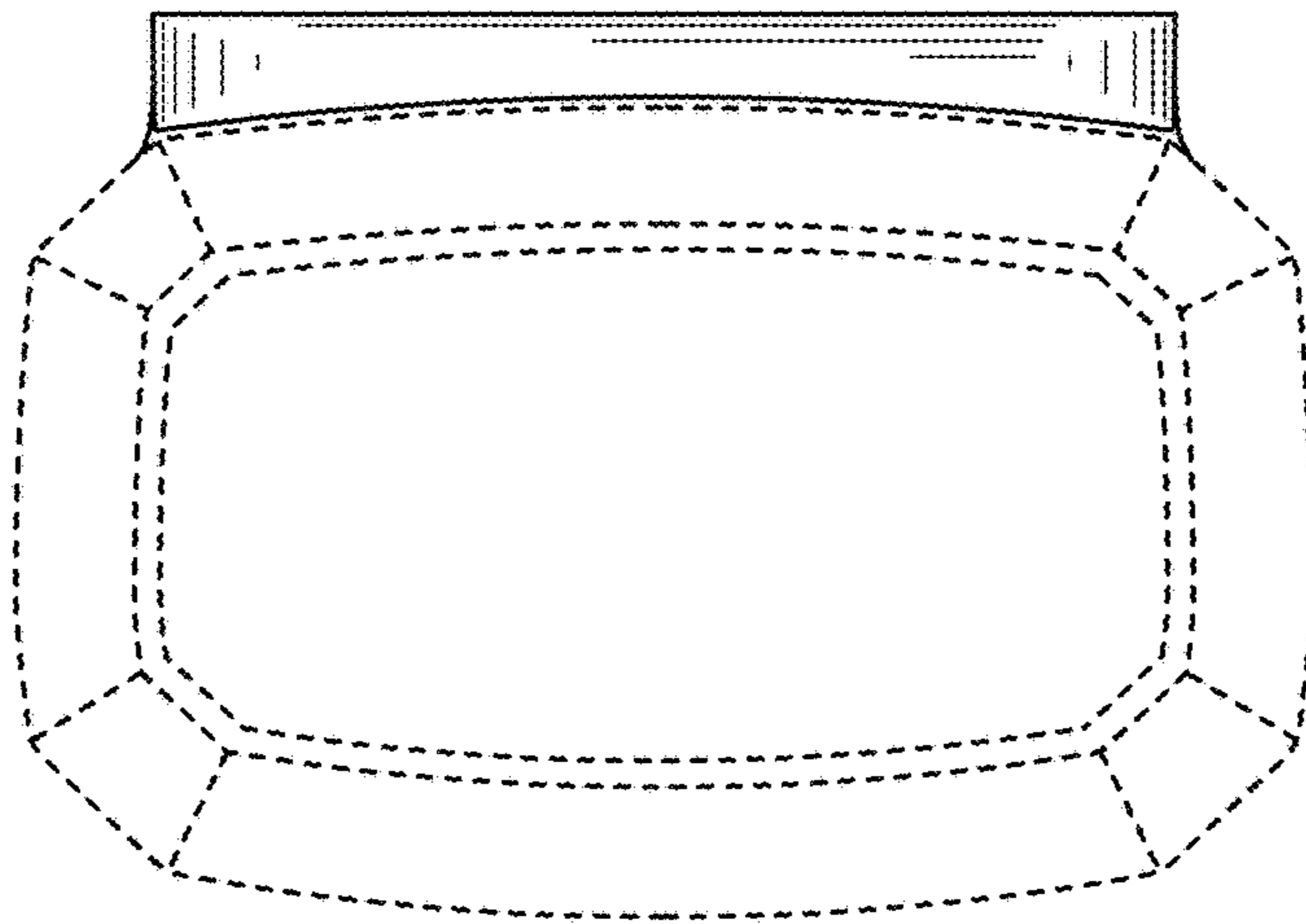


FIG. 6

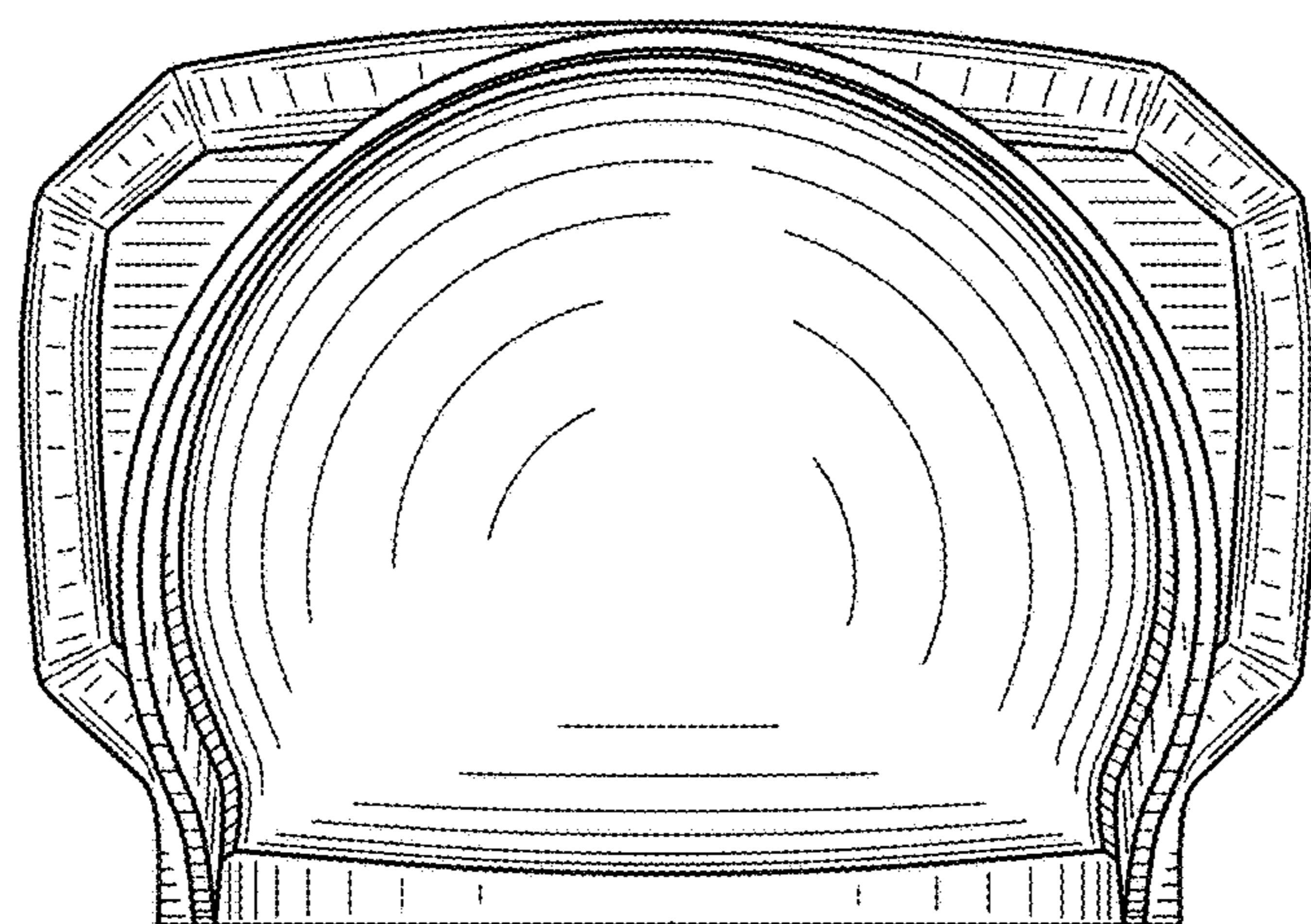


FIG. 7