



US00D781036S

(12) **United States Design Patent** (10) **Patent No.:** **US D781,036 S**  
**Son** (45) **Date of Patent:** **\*\* Mar. 14, 2017**

(54) **SHOE**  
(71) Applicant: **314HORNET CO., LTD.**, Seoul (KR)  
(72) Inventor: **Kyung Wan Son**, Seoul (KR)  
(73) Assignee: **314HORNET CO., LTD.**, Seoul (KR)  
(\*\*) Term: **15 Years**  
(21) Appl. No.: **29/531,488**

D590,140 S \* 4/2009 Della Valle ..... D2/925  
D598,184 S \* 8/2009 Norton ..... D2/925  
D607,186 S \* 1/2010 McDonald ..... D2/925  
D611,238 S \* 3/2010 McDonald ..... D2/925  
D613,485 S \* 4/2010 Meador ..... D2/926  
D615,284 S \* 5/2010 McDonald ..... D2/925  
D617,084 S \* 6/2010 McDonald ..... D2/925  
D650,975 S \* 12/2011 Menghi ..... D2/925  
D651,385 S \* 1/2012 Menghi ..... D2/939  
D691,355 S \* 10/2013 Kue ..... D2/925  
D710,576 S \* 8/2014 Amzallag ..... D2/942  
D712,648 S \* 9/2014 Issler ..... D2/939  
D735,980 S \* 8/2015 Thompson ..... D2/939

(22) Filed: **Jun. 26, 2015**  
(51) **LOC (10) Cl.** ..... **02-04**  
(52) **U.S. Cl.**  
USPC ..... **D2/939**; D2/952  
(58) **Field of Classification Search**  
USPC ..... D2/896, 900, 919-921, 925-942, 950,  
D2/952, 971  
CPC ..... A43B 21/00; A43B 21/02; A43B 21/06;  
A43B 9/14; A43B 1/0045; A43B 13/10;  
A43B 13/12; A43B 23/06; A43B 23/07;  
A43B 1/0036; A43B 5/12  
See application file for complete search history.

\* cited by examiner

*Primary Examiner* — Dominic Simone

(74) *Attorney, Agent, or Firm* — Gilberto M. Villacorta;  
Jihwang Yeo; Foley & Lardner LLP

(56) **References Cited**

**U.S. PATENT DOCUMENTS**

D94,249 S \* 1/1935 Troy ..... D2/929  
D169,717 S \* 5/1953 White et al. .... D2/925  
D278,947 S \* 5/1985 Foldes ..... D2/940  
D534,341 S \* 1/2007 Choi ..... D2/971  
D559,523 S \* 1/2008 Choi ..... D2/971

(57) **CLAIM**

I claim the ornamental design for a shoe, as shown and described.

**DESCRIPTION**

FIG. 1 is a perspective view according to an embodiment of the claimed design;  
FIG. 2 is a front view of the claimed design of FIG. 1;  
FIG. 3 is a rear view of the claimed design of FIG. 1;  
FIG. 4 is a left-side view of the claimed design of FIG. 1;  
FIG. 5 is a right-side view of the claimed design of FIG. 1;  
FIG. 6 is a top view of the claimed design of FIG. 1; and,  
FIG. 7 is a bottom view of the claimed design of FIG. 1.

**1 Claim, 5 Drawing Sheets**






FIG. 1




FIG. 2




FIG. 3




FIG. 4




FIG. 5




FIG. 6



FIG. 7