



US00D781029S

(12) **United States Design Patent**
Freedman et al.

(10) **Patent No.:** **US D781,029 S**

(45) **Date of Patent:** **** Mar. 14, 2017**

- (54) **HYBRID BOAT AND GOLF SHOE**
- (71) Applicant: **FUSION, LLC**, Wilmington, MA (US)
- (72) Inventors: **Matthew E. Freedman**, Warrington, PA (US); **Joshua T. Hannum**, Brookhaven, PA (US); **Kyle A. Manchin**, Wallingford, PA (US)
- (73) Assignee: **FUSION, LLC**, Wilmington, MA (US)
- (**) Term: **14 Years**
- (21) Appl. No.: **29/507,013**
- (22) Filed: **Oct. 23, 2014**
- (51) **LOC (10) Cl.** **02-04**
- (52) **U.S. Cl.**
USPC **D2/908**
- (58) **Field of Classification Search**
USPC D2/896, 902, 908, 923, 924, 943, 944,
D2/945, 946, 947, 951, 954, 962
CPC A43B 3/00; A43B 3/10; A43B 3/14; A43B
5/00; A43B 5/001; A43B 5/002; A43B
5/003; A43B 5/007; A43B 5/008; A43B
5/06; A43B 5/08; A43B 5/10; A43B 5/14
See application file for complete search history.

(56) **References Cited**

U.S. PATENT DOCUMENTS

D206,222 S *	11/1966	Mostile	36/59 R
D293,385 S *	12/1987	Famolare	D2/924
D300,180 S *	3/1989	Bessec	D2/924
D323,922 S *	2/1992	Emmert	D2/924
D325,286 S *	4/1992	Biotteau	D2/924
D332,688 S *	1/1993	Autry	D2/907
D620,689 S *	8/2010	Weber	D2/902
D635,746 S *	4/2011	Cofinco	D2/896
D666,794 S *	9/2012	Walton	D2/944

D669,665 S *	10/2012	Van Zyll De Jong	D2/945
D709,272 S *	7/2014	Del Biondi	D2/923
D723,257 S *	3/2015	Bacon	D2/907
D735,976 S *	8/2015	Siegel	D2/908
D760,483 S *	7/2016	Siegel	D2/908
2010/0275470 A1*	11/2010	Hoffer	A43B 1/0009 36/3 R

(Continued)

Primary Examiner — Elizabeth J Oswecki

(74) *Attorney, Agent, or Firm* — Russell D. Nugent; The Humphries Law Firm, P.C.

(57) **CLAIM**

The ornamental design for a hybrid boat and golf shoe, as shown and described.

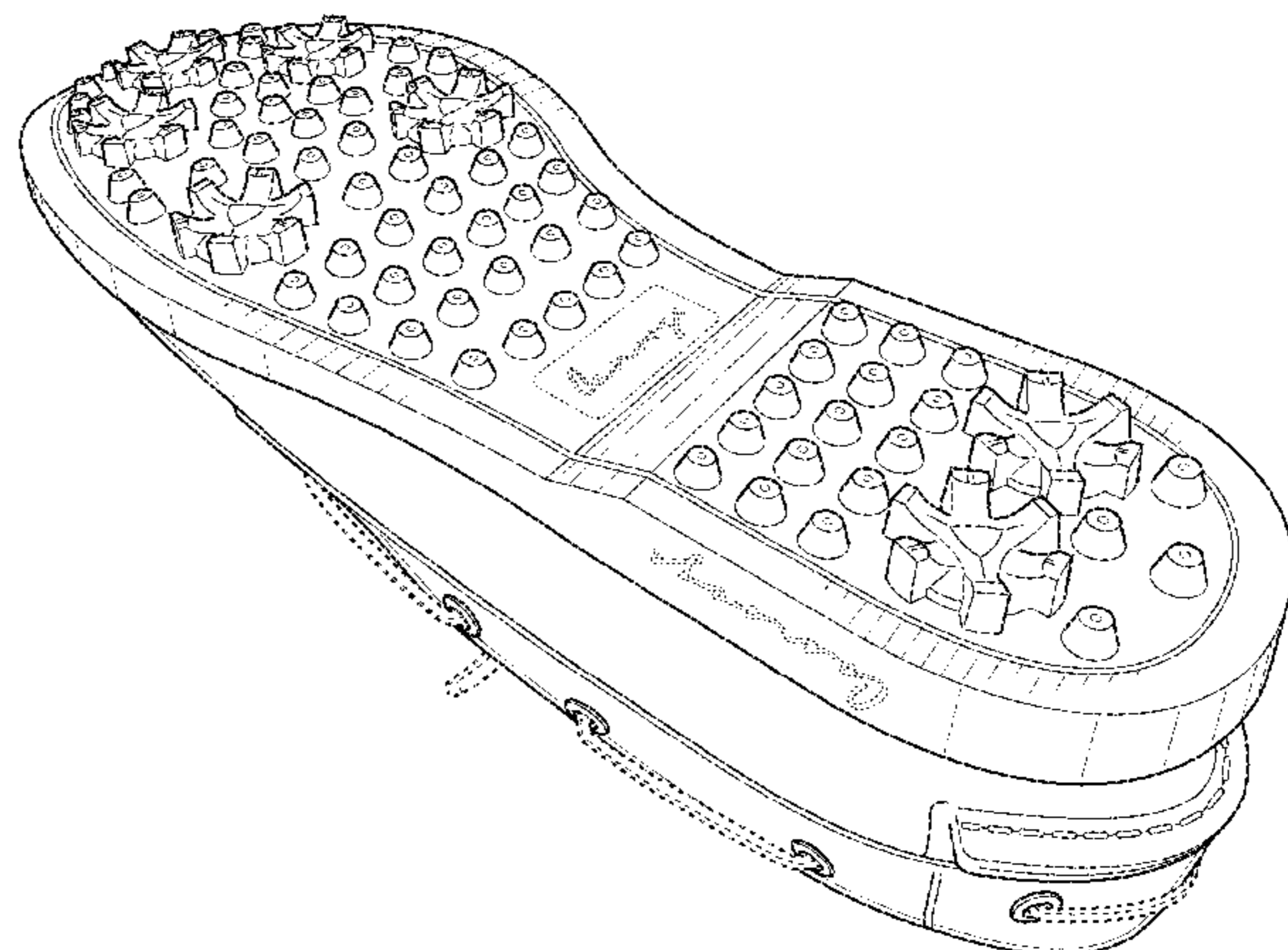

DESCRIPTION

FIG. 1 is a top, left, front perspective view of a hybrid boat and golf shoe showing our new design; FIG. 2 is a bottom, right, back perspective view thereof; FIG. 3 is a top plan view thereof; FIG. 4 is a bottom plan view thereof; FIG. 5 is a right side elevational view thereof; FIG. 6 is a left side elevational view thereof; FIG. 7 is a front elevational view thereof; and, FIG. 8 is a rear elevational view thereof.

FIGS. 1 and 3 illustrate a broken line striped pattern on the interior of the hybrid boat and golf shoe that form no part of the claimed design. All portions of the hybrid boat and golf shoe shown in broken lines form no part of the claimed design. FIGS. 1-8 illustrate a right hybrid boat and golf shoe, with the left hybrid boat and golf shoe being a mirror image thereof.

The broken lines shown in the drawings represent portions of the hybrid boat and golf shoe that form no part of the claimed design.

1 Claim, 6 Drawing Sheets



(56)

References Cited

U.S. PATENT DOCUMENTS

2011/0072687 A1* 3/2011 Bobbett A43B 5/001
36/127

* cited by examiner




FIG. 1

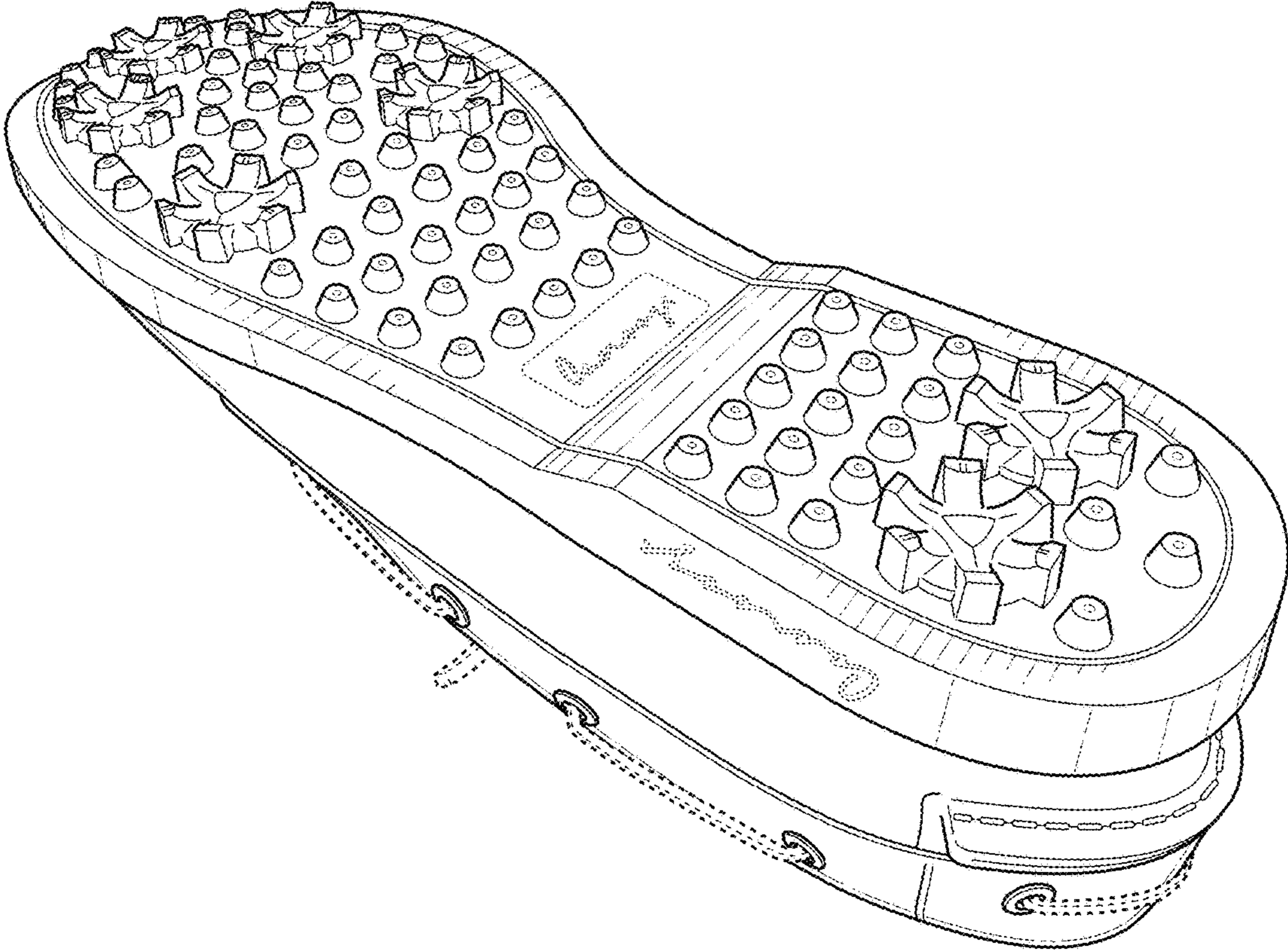


FIG. 2

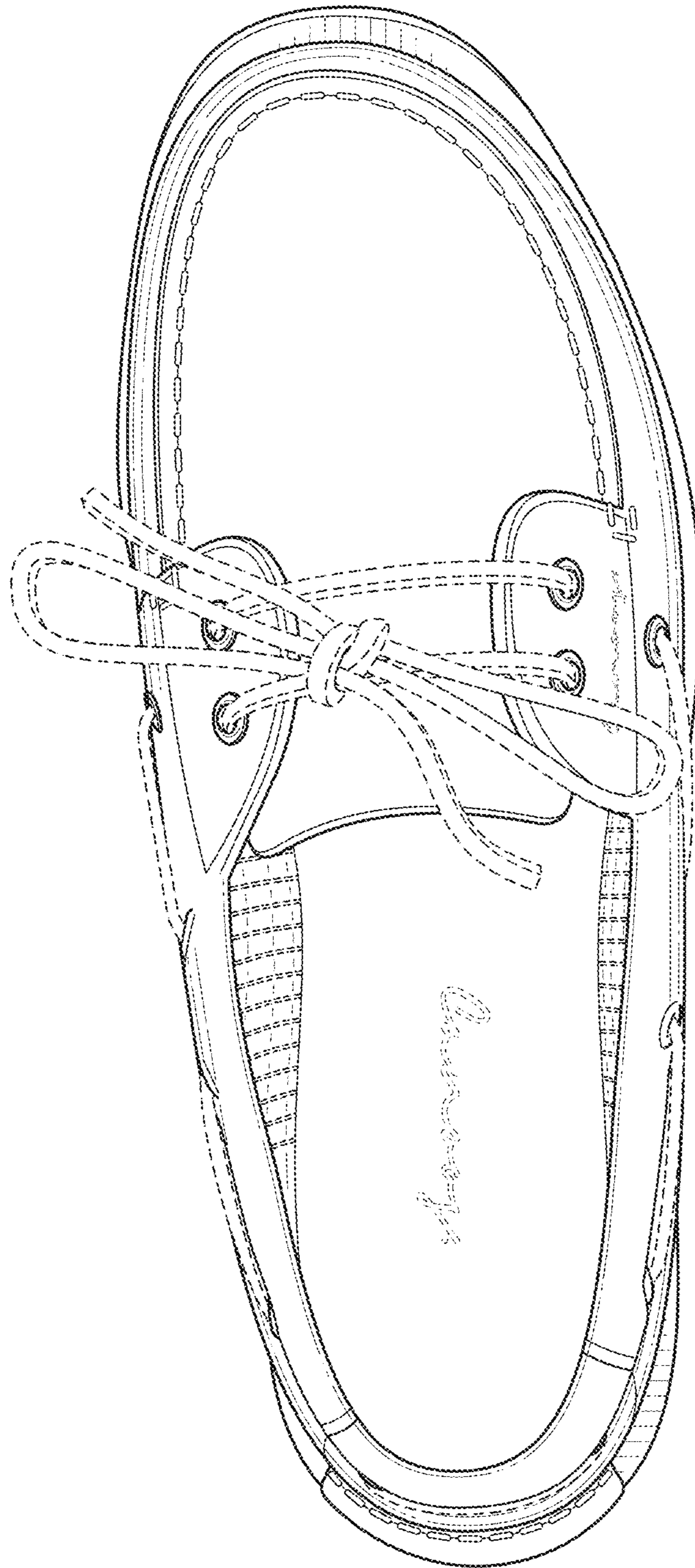


FIG. 3

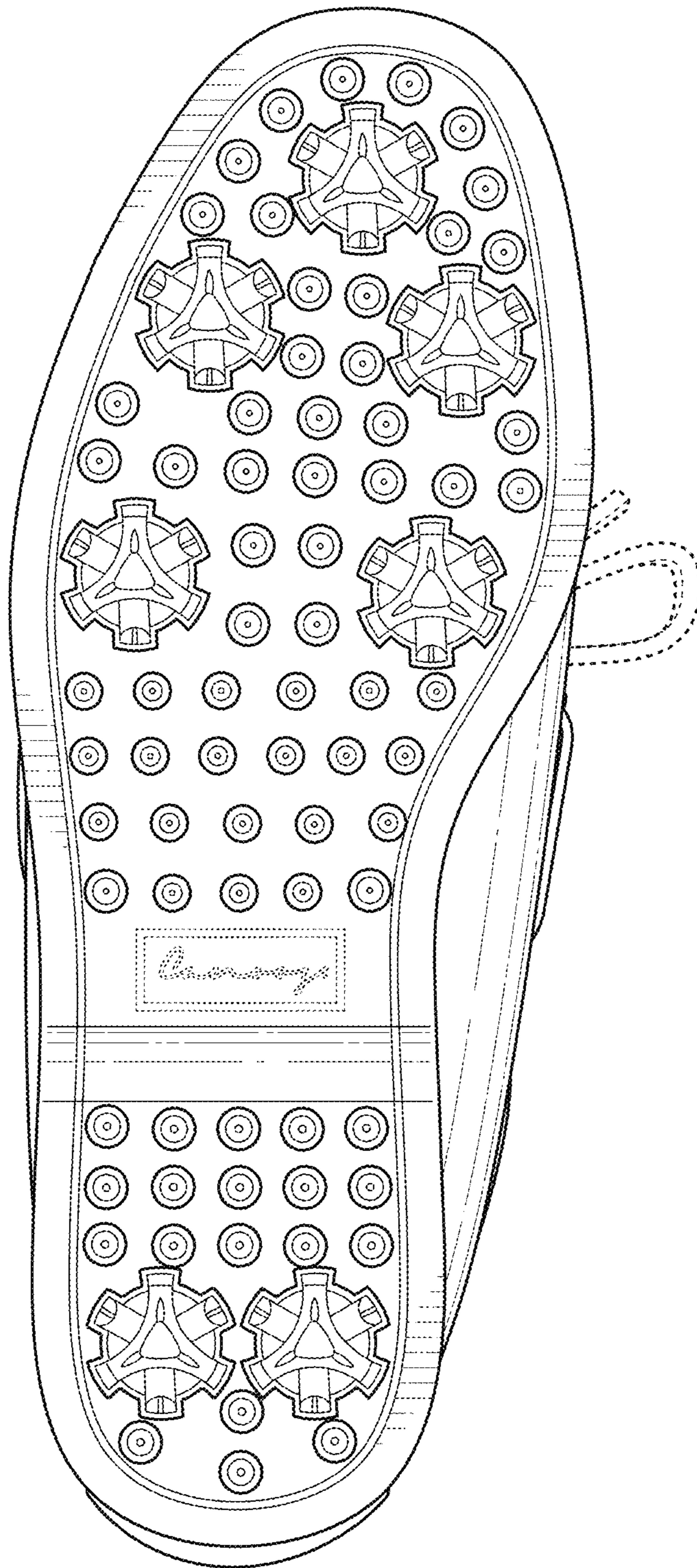


FIG. 4

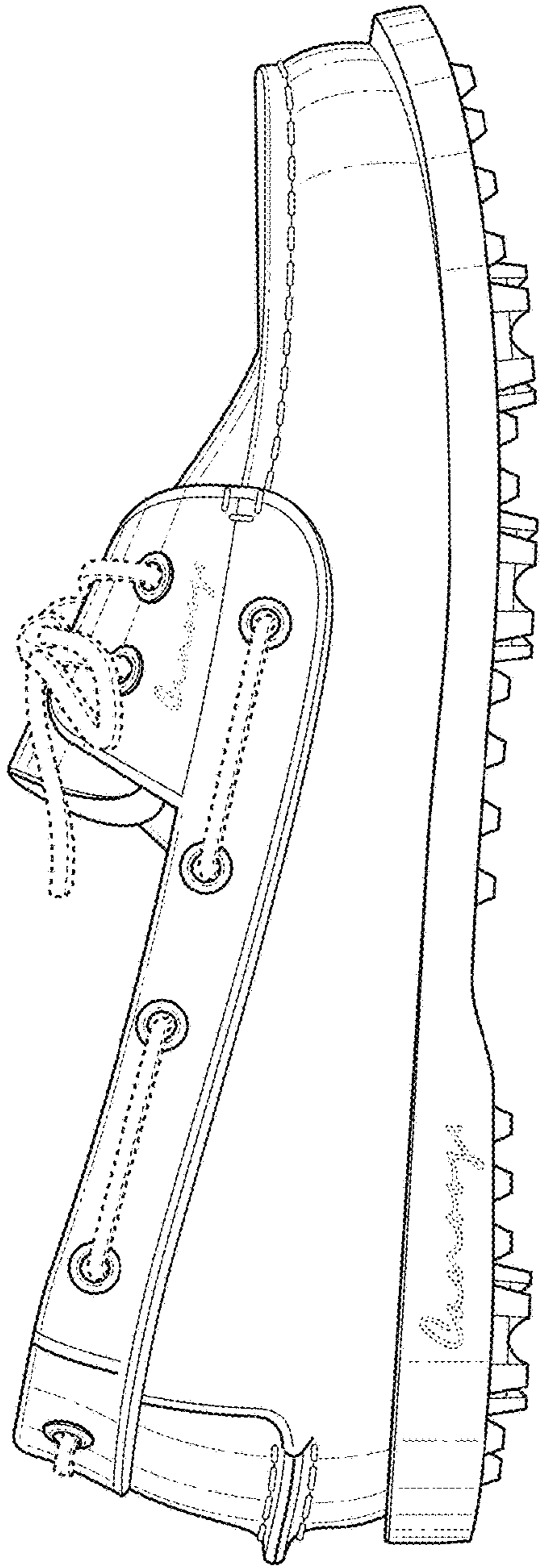


FIG. 5

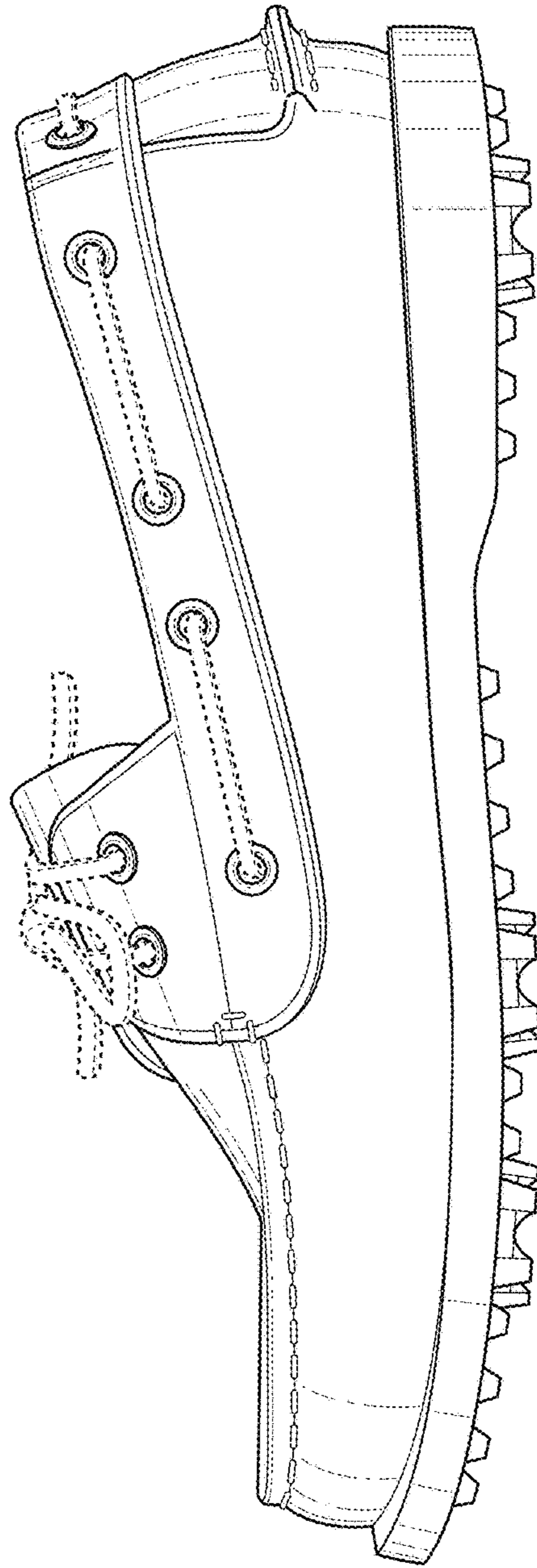


FIG. 6

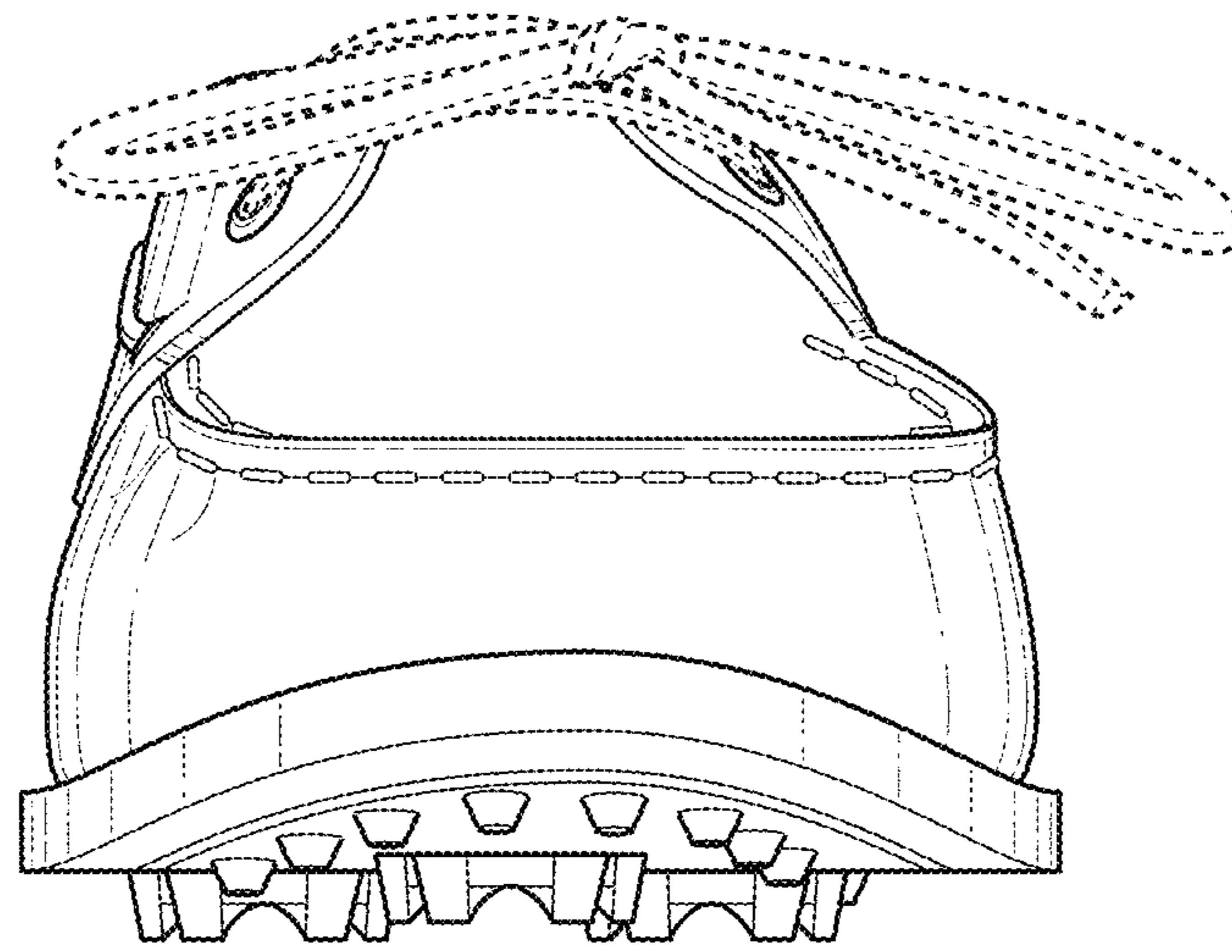


FIG. 7




FIG. 8