



US00D781017S

(12) **United States Design Patent**
Elliott

(10) **Patent No.:** **US D781,017 S**

(45) **Date of Patent:** **** Mar. 7, 2017**

- (54) **LAUNDRY RETAINING DEVICE**
- (71) Applicant: **Paul Elliott**, Etobicoke (CA)
- (72) Inventor: **Paul Elliott**, Etobicoke (CA)
- (**) Term: **14 Years**
- (21) Appl. No.: **29/501,706**
- (22) Filed: **Sep. 8, 2014**
- (51) **LOC (10) Cl.** **15-05**
- (52) **U.S. Cl.**
USPC **D32/35**
- (58) **Field of Classification Search**
USPC D32/6, 7, 8, 25, 27, 35, 36, 58, 60;
D2/624, 625, 626, 627, 639, 743, 744,
D2/745; D3/213, 214, 216, 273, 294;
D8/330, 331, 333, 339, 349, 354, 356;
D30/138, 144, 145, 151, 152, 153
CPC A45F 3/04; B62J 9/00; A61H 3/008; F42B
3/087; A01K 5/0114; A01K 27/002;
B63C 11/30; A42B 3/044; A45C 13/30
See application file for complete search history.

(56) **References Cited**

U.S. PATENT DOCUMENTS

- 4,466,124 A * 8/1984 Kirkham, Jr. A45F 3/04
224/153
- 4,580,706 A * 4/1986 Jackson B62J 9/00
224/417
- D302,874 S * 8/1989 Bossart D2/627
- 4,911,426 A * 3/1990 Scales A61H 3/008
128/845
- D358,701 S * 5/1995 Gordy D2/627
- D359,598 S * 6/1995 Forbes D30/152
- D369,674 S * 5/1996 Schreiner D2/624
- D374,325 S * 10/1996 Merrill D2/627

- 5,646,364 A * 7/1997 McClung F42B 3/087
102/293
- D408,598 S * 4/1999 Martell D30/153
- 6,016,772 A * 1/2000 Noyes A01K 5/0114
119/61.56
- D454,415 S * 3/2002 Leverenz D30/152
- D456,957 S * 5/2002 Koch D30/152
- D473,034 S * 4/2003 Styne D2/624
- D481,851 S * 11/2003 Greaige D2/624
- D523,999 S * 6/2006 Olson D30/152
- D625,512 S * 10/2010 Blaney D3/215
- D664,310 S * 7/2012 Ito A01K 27/002
D30/144

(Continued)

Primary Examiner — Michael A. Pratt
Assistant Examiner — Michelle E Wilson

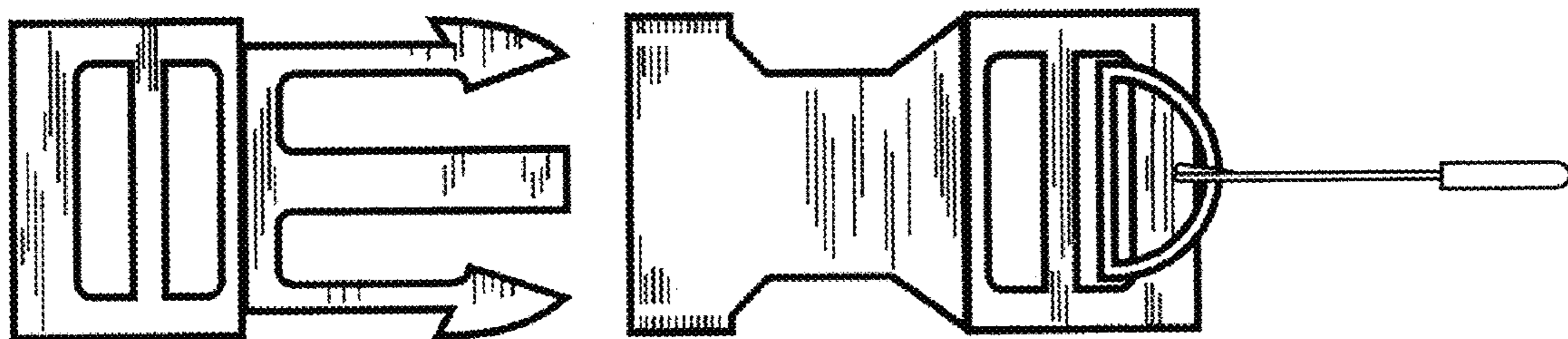
(57) **CLAIM**

The ornamental design for a laundry retaining device, as shown and described.

DESCRIPTION

FIG. 1 is a top plan view of the present design a laundry retaining device without the strap
 FIG. 2 is a top plan view of the laundry retaining device of the present design with the strap
 FIG. 3 is a right side elevational view of the laundry retaining device of the present design with the strap
 FIG. 4 is a bottom plan view of the laundry retaining device of the present design without the strap
 FIG. 5 is a bottom plan view of the laundry retaining device of the present design with the strap; and,
 FIG. 6 is a left side inverted elevational view of the laundry retaining device of the present design with the strap.
 The strap is shown in broken lines for illustrative purposes only and forms no part of the claimed design.

1 Claim, 2 Drawing Sheets



(56)

References Cited

U.S. PATENT DOCUMENTS

D669,233	S *	10/2012	Ranstead	D30/153
D676,627	S *	2/2013	Doss	D2/624
D687,194	S *	7/2013	Reed	D30/152
2002/0067955	A1 *	6/2002	Carmichael	B63C 11/30
				405/186
2009/0070967	A1 *	3/2009	Gonzalez	A42B 3/044
				24/16 R
2012/0120638	A1 *	5/2012	Gonzalez	A45C 13/30
				362/154

* cited by examiner

Fig. 1

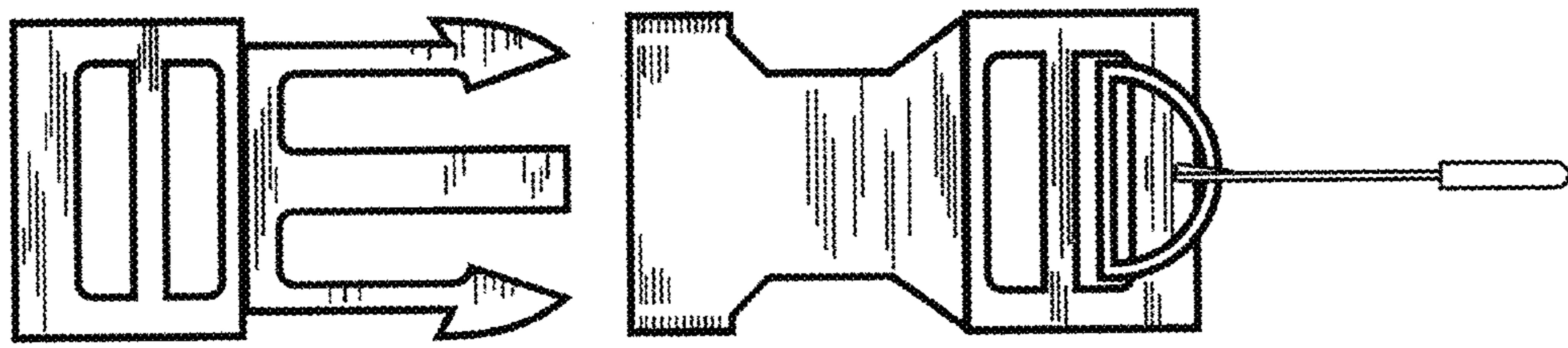


Fig. 2

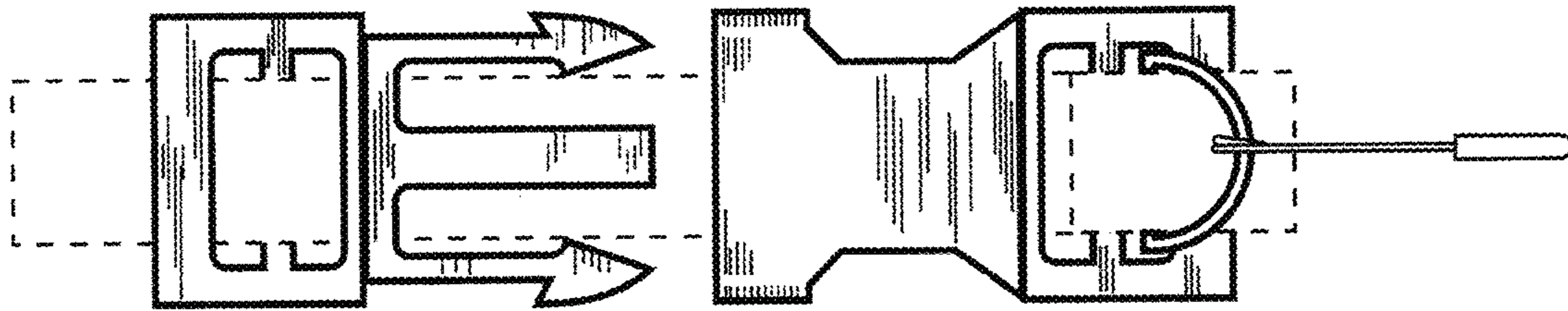


Fig. 3

