



US00D781004S

(12) **United States Design Patent** (10) **Patent No.:** **US D781,004 S**
Lee (45) **Date of Patent:** **** Mar. 7, 2017**

(54) **WASHING MACHINE**

(71) Applicant: **LG ELECTRONICS INC.**, Seoul (KR)

(72) Inventor: **Dongsoo Lee**, Seoul (KR)

(73) Assignee: **LG ELECTRONICS INC.**, Seoul (KR)

(**) Term: **15 Years**

(21) Appl. No.: **29/544,792**

(22) Filed: **Nov. 6, 2015**

(30) **Foreign Application Priority Data**

Jun. 17, 2015 (KR) 30-2015-0030620

(51) **LOC (10) Cl.** **15-05**

(52) **U.S. Cl.**
USPC **D32/6**

(58) **Field of Classification Search**
USPC D32/1, 5, 6, 8, 12, 25, 28, 29
CPC D06F 33/02; D06F 39/02; D06F 2204/065;
D06F 25/00; D06F 35/006; D06F 58/00;
D06F 58/02; D06F 58/04; D06F 58/20;
D06F 23/04; G05B 19/042
See application file for complete search history.

(56) **References Cited**

U.S. PATENT DOCUMENTS

D220,403 S * 4/1971 Tipps D32/11
D465,622 S * 11/2002 Wang D32/6
D515,257 S * 2/2006 Geyer D32/6
D517,256 S * 3/2006 Kim D32/6
D524,493 S * 7/2006 Choi D32/6
D531,765 S * 11/2006 Schoene D32/8
D536,143 S * 1/2007 Takase D32/5
D566,347 S * 4/2008 Cao D32/1

D575,913 S * 8/2008 Jeon D32/6
D589,216 S * 3/2009 Park D32/6
D706,999 S * 6/2014 Cho D32/6
D729,996 S * 5/2015 Hwang D32/6
D730,596 S * 5/2015 Kim D32/6
D731,131 S * 6/2015 Ha D32/25
D731,719 S * 6/2015 Borjesson D32/6
D732,250 S * 6/2015 Borjesson D32/6
D732,767 S * 6/2015 Ha D32/25
D739,095 S * 9/2015 Shu D32/6
D753,353 S * 4/2016 Kim D32/6
D759,909 S * 6/2016 Kim D32/6
9,416,475 B2 * 8/2016 Kulkarni D06F 25/00
2016/0017530 A1 * 1/2016 Choi D06F 37/267
312/326
2016/0177491 A1 * 6/2016 Da Pont D06F 39/02
222/135

(Continued)

Primary Examiner — Michael A. Pratt

Assistant Examiner — Michelle E Wilson

(74) *Attorney, Agent, or Firm* — Birch, Stewart, Kolasch & Birch, LLP

(57) **CLAIM**

I claim the ornamental design for a washing machine, as shown and described.

DESCRIPTION

FIG. 1 is a perspective view of a washing machine showing my new design:

FIG. 2 is a front elevation view thereof;

FIG. 3 is a rear elevation view thereof;

FIG. 4 is a left-side elevation view thereof;

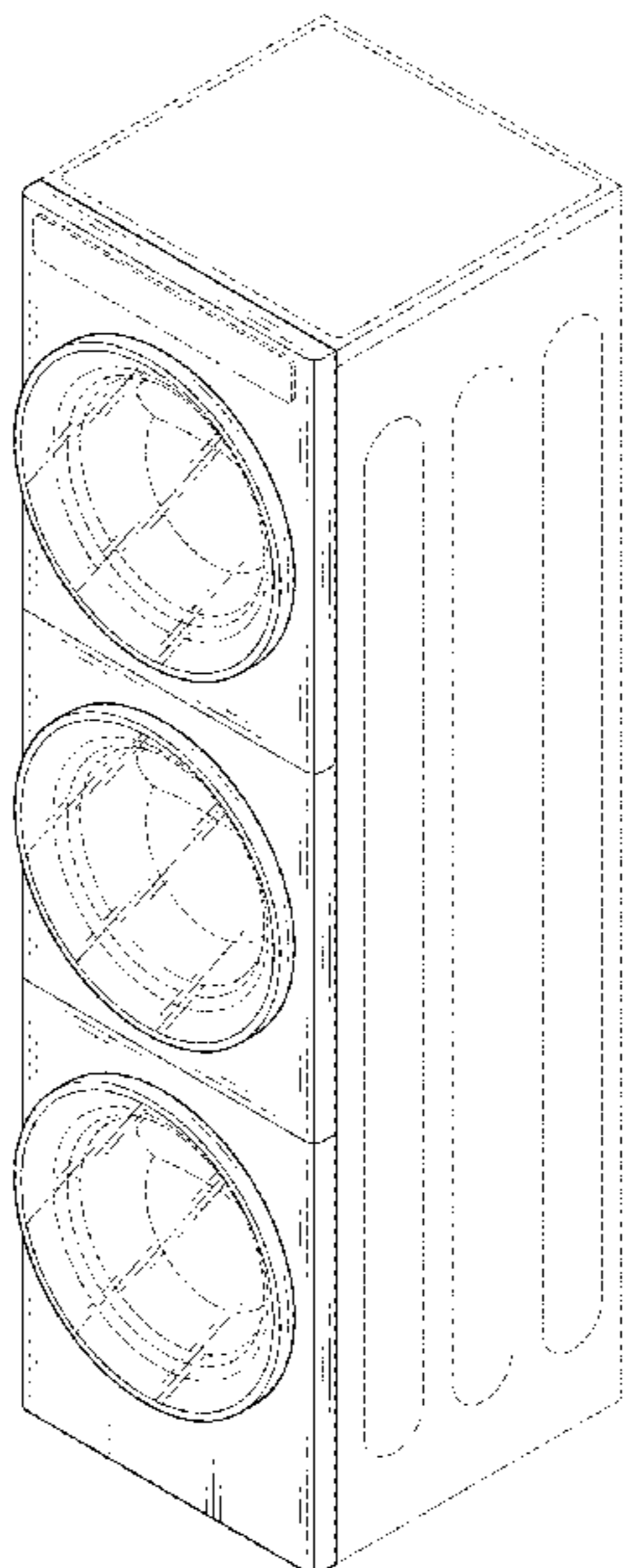
FIG. 5 is a right-side elevation view thereof;

FIG. 6 is a top plan view thereof; and,

FIG. 7 is a bottom plan view thereof.

The broken lines represent unclaimed portions of the washing machine and form no part of the claimed design.

1 Claim, 4 Drawing Sheets



(56)

References Cited

U.S. PATENT DOCUMENTS

2016/0201248 A1* 7/2016 Kim D06F 39/087
8/137
2016/0215435 A1* 7/2016 Gasparini D06F 39/06
2016/0215436 A1* 7/2016 Gasparini D06F 39/06
2016/0222574 A1* 8/2016 Bae D06F 33/02
2016/0230328 A1* 8/2016 Bae D06F 33/02

* cited by examiner

FIG. 1

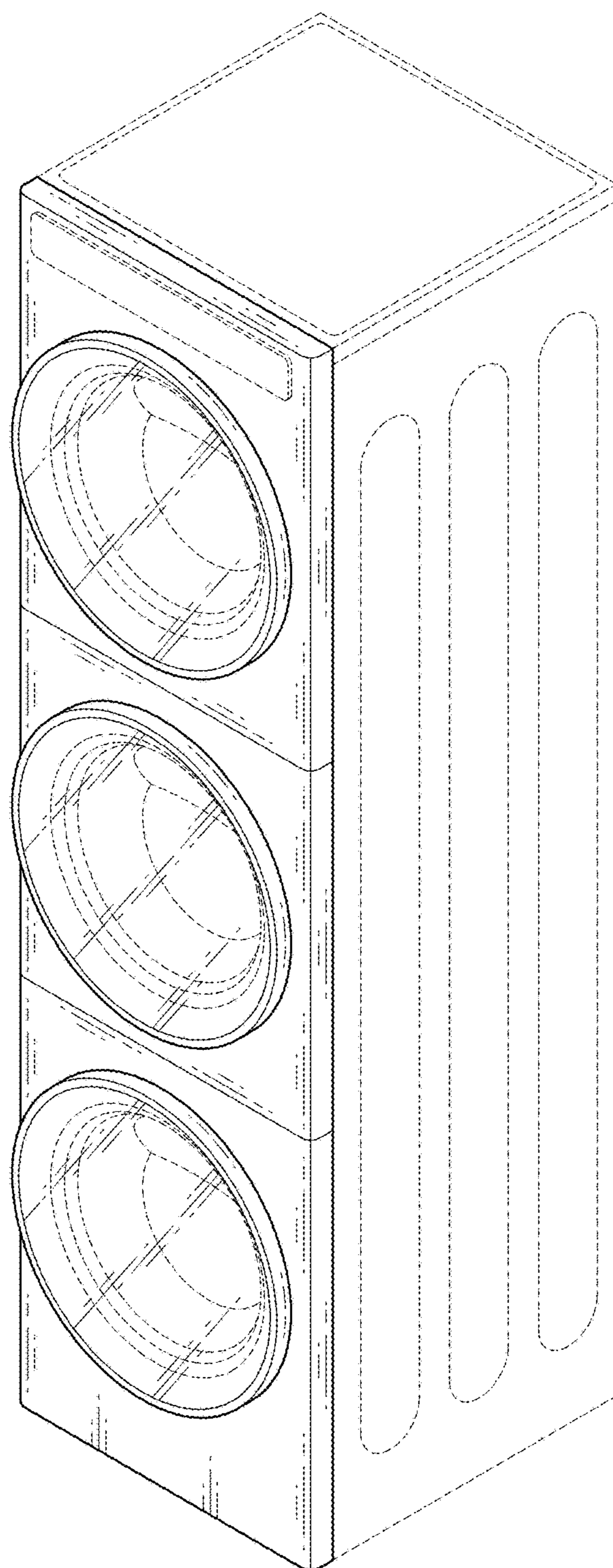


FIG. 2

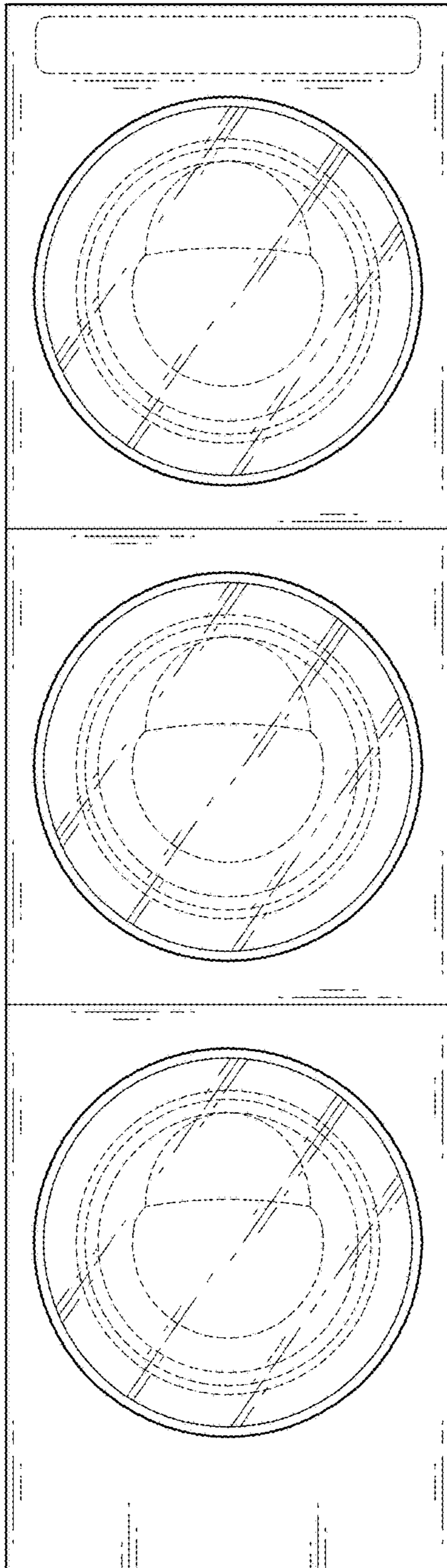


FIG. 3




FIG. 4

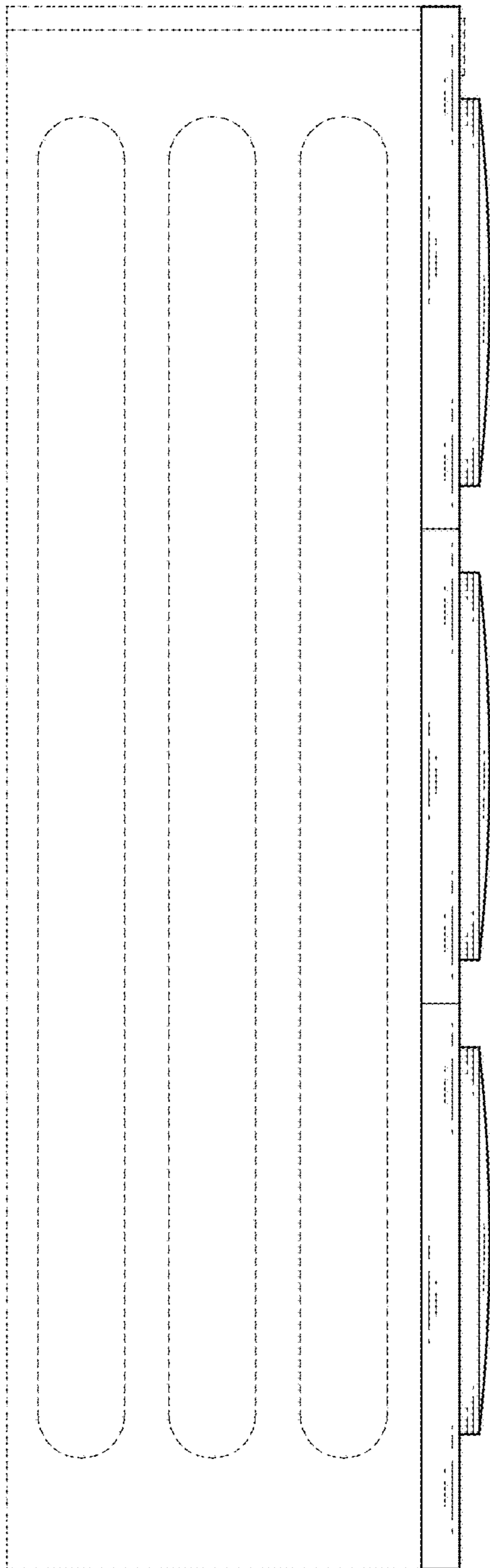


FIG. 5

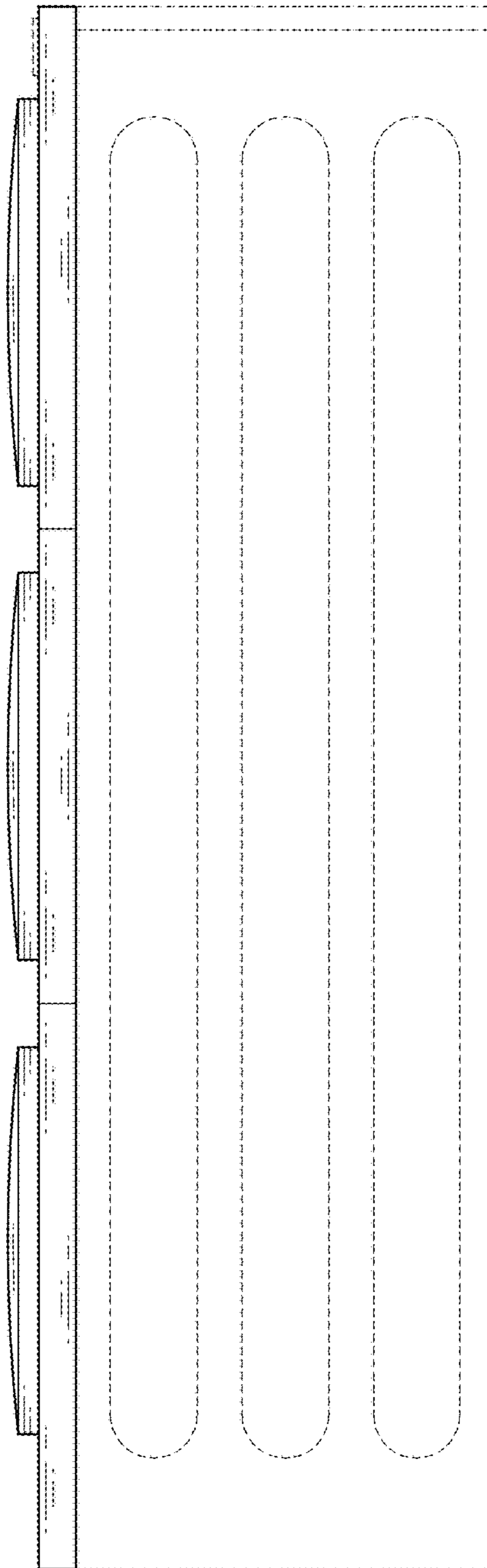


FIG. 6




FIG. 7

