



US00D780999S

(12) **United States Design Patent**
Price, III

(10) **Patent No.:** **US D780,999 S**

(45) **Date of Patent:** **** Mar. 7, 2017**

(54) **SHOWER WALL MOUNTED BACK AND BODY WASHER**

5,228,165 A * 7/1993 Westberry A47K 7/024
15/160

5,769,802 A 6/1998 Wang
D416,361 S * 11/1999 Haghdan D32/17

(Continued)

(71) Applicant: **Earl Price, III**, Colorado Springs, CO
(US)

FOREIGN PATENT DOCUMENTS

(72) Inventor: **Earl Price, III**, Colorado Springs, CO
(US)

JP D1130144 * 12/2001

(**) Term: **14 Years**

OTHER PUBLICATIONS

(21) Appl. No.: **29/509,040**

Amazon.com: McKay 12 Piece Adhesive 3-Inch Suction Silicone Cup Hooks, review date May 23, 2016, <https://www.amazon.com/McKay-Adhesive-Suction-Silicone-Embraces/dp/B01DYISDM>, site visited Aug. 7, 2016.*

(22) Filed: **Nov. 13, 2014**

(Continued)

(51) **LOC (10) Cl.** **28-03**

(52) **U.S. Cl.**
USPC **D28/63; D32/45**

(58) **Field of Classification Search**
USPC D28/63; D23/245, 283, 300, 304;
D32/40-46
CPC A47K 7/024; A47K 7/04; A47K 3/022;
A61H 9/00

See application file for complete search history.

Primary Examiner — John Windmuller
Assistant Examiner — John R Yeh
(74) *Attorney, Agent, or Firm* — Stevenson IP, LLC

(57) **CLAIM**

The ornamental design for a shower wall mounted back and body washer, as shown and described.

DESCRIPTION

(56) **References Cited**

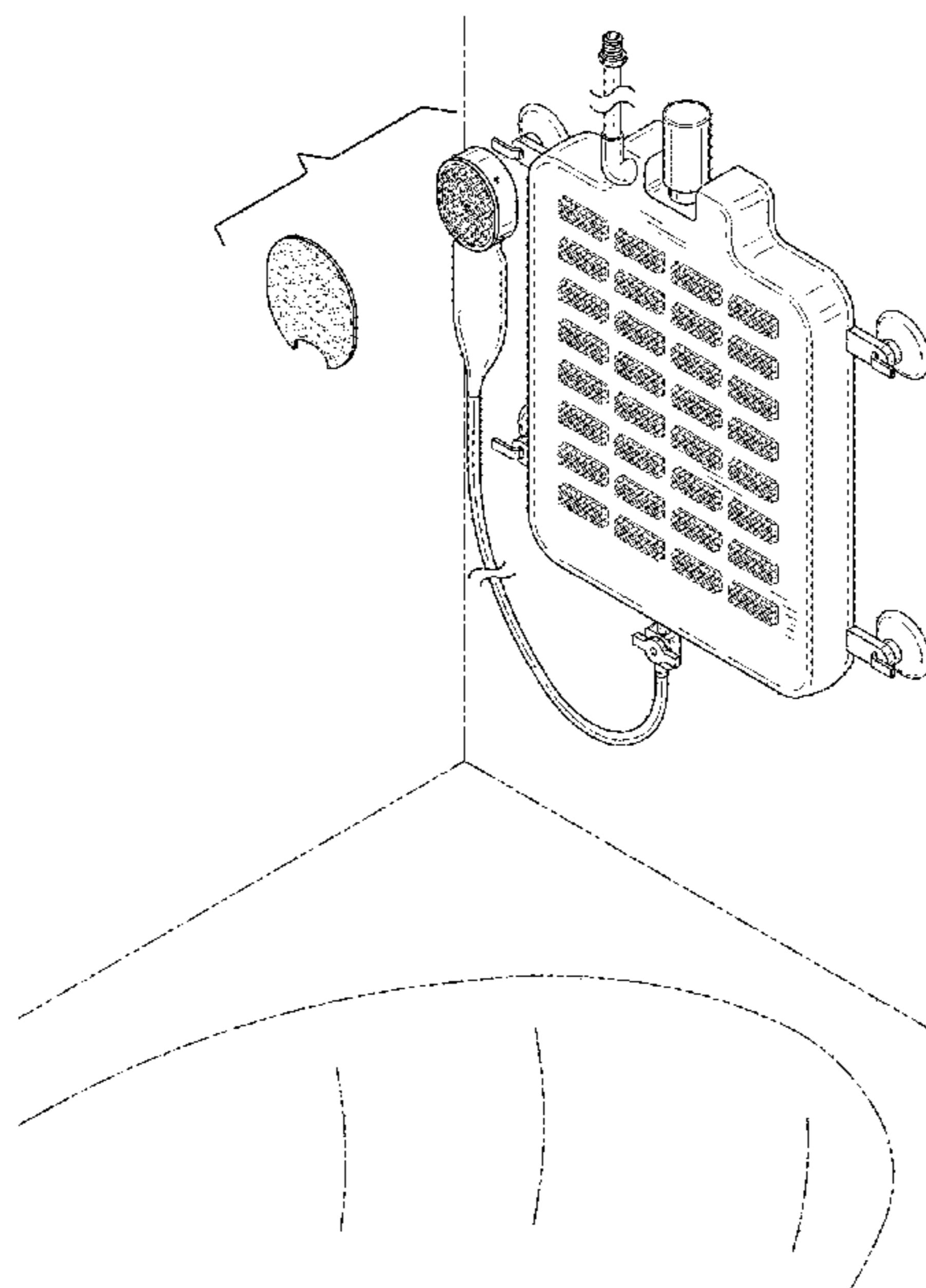
U.S. PATENT DOCUMENTS

- D54,311 S * 12/1919 Ellis D32/46
- 1,954,940 A * 4/1934 Mikel A47K 7/024
15/110
- 3,040,337 A * 6/1962 Fjelstad A47K 7/024
15/160
- D198,562 S * 7/1964 Politzer et al. D32/40
- 4,282,623 A 8/1981 Gacuzana
- D283,261 S * 4/1986 Walling D28/63
- D294,304 S * 2/1988 Epps D28/63
- 5,173,972 A * 12/1992 Goodman A47K 3/022
239/543
- D337,815 S * 7/1993 Yoshida D23/283

FIG. 1 is a front elevation view of a shower wall mounted back and body washer showing my new design with a pad separated therefrom for clarity;
FIG. 2 is a rear elevation view thereof;
FIG. 3 is a right side elevation view thereof;
FIG. 4 is a left side elevation view thereof;
FIG. 5 is a top plan view thereof;
FIG. 6 is a bottom plan view thereof; and,
FIG. 7 is an isometric view thereof.

The broken lines in the figures show environment of the design that forms no part of the claimed design.
The broken away symbols indicate that no part of the hoses beyond what is shown form part of the claimed design.

1 Claim, 5 Drawing Sheets



(56)

References Cited

U.S. PATENT DOCUMENTS

6,174,296 B1 1/2001 Wang
7,120,947 B1 * 10/2006 Magallanes A47K 7/024
4/606
7,434,287 B1 * 10/2008 Borges A47K 7/024
15/104.92
7,451,513 B2 * 11/2008 Torres A47K 7/024
15/21.1
D677,003 S * 2/2013 Jones D28/63
D704,301 S * 5/2014 Standefer D23/228
D713,600 S * 9/2014 Chesser D28/63
9,271,614 B2 * 3/2016 Rowles A47K 7/024
2007/0017020 A1 * 1/2007 Tai A61H 7/003
4/597
2008/0250594 A1 * 10/2008 Green A47K 7/024
15/210.1
2010/0319153 A1 * 12/2010 Chen A47K 7/024
15/210.1
2011/0196272 A1 * 8/2011 Galindo Sanchez .. A47K 7/024
601/114

OTHER PUBLICATIONS

Back Scratcher World, Bare Back Scrubber, website copyright
2016, <http://www.backscratcherworld.com/53-240.htm>, site visited
Aug. 7, 2016.*

* cited by examiner

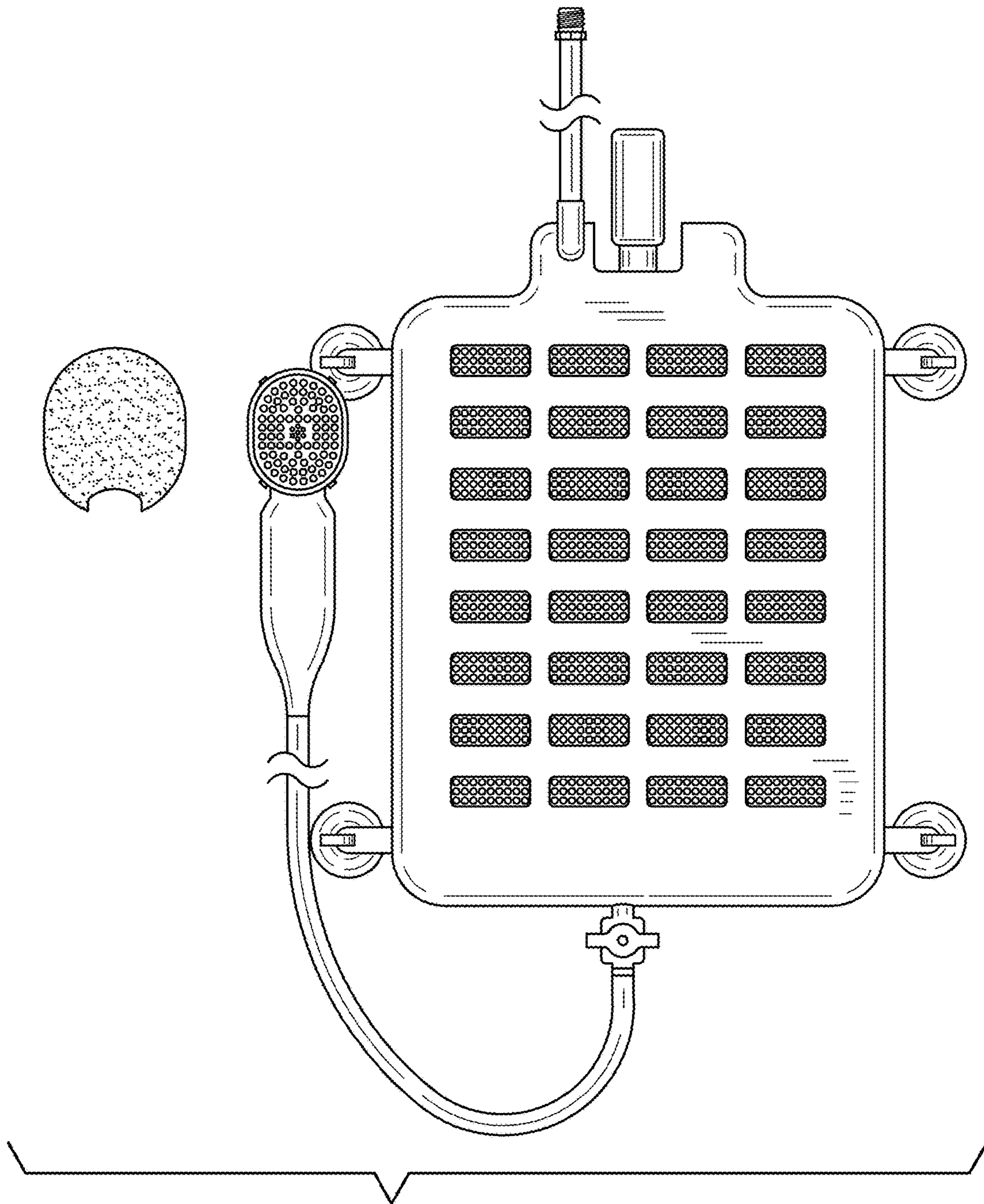


FIG. 1

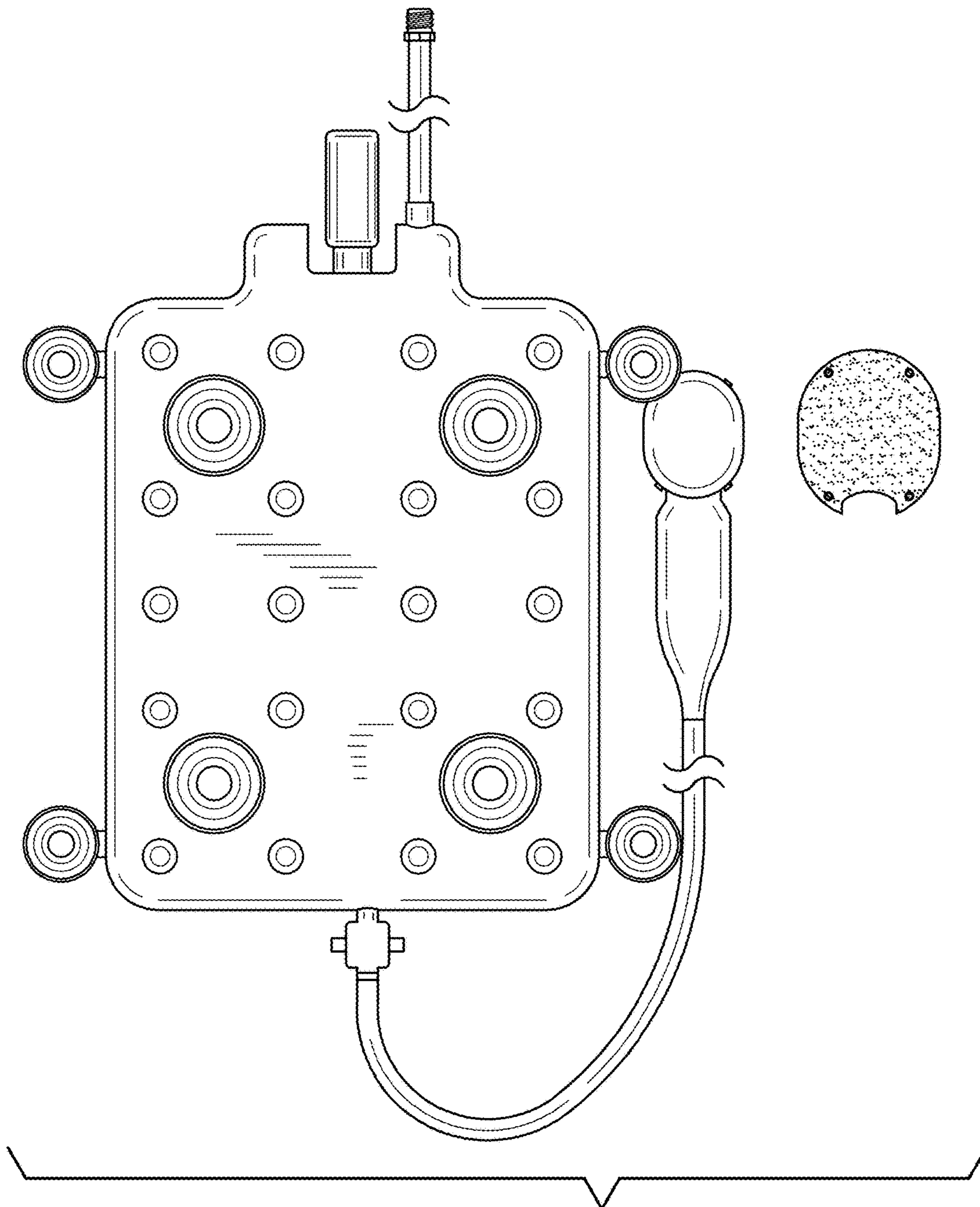


FIG. 2

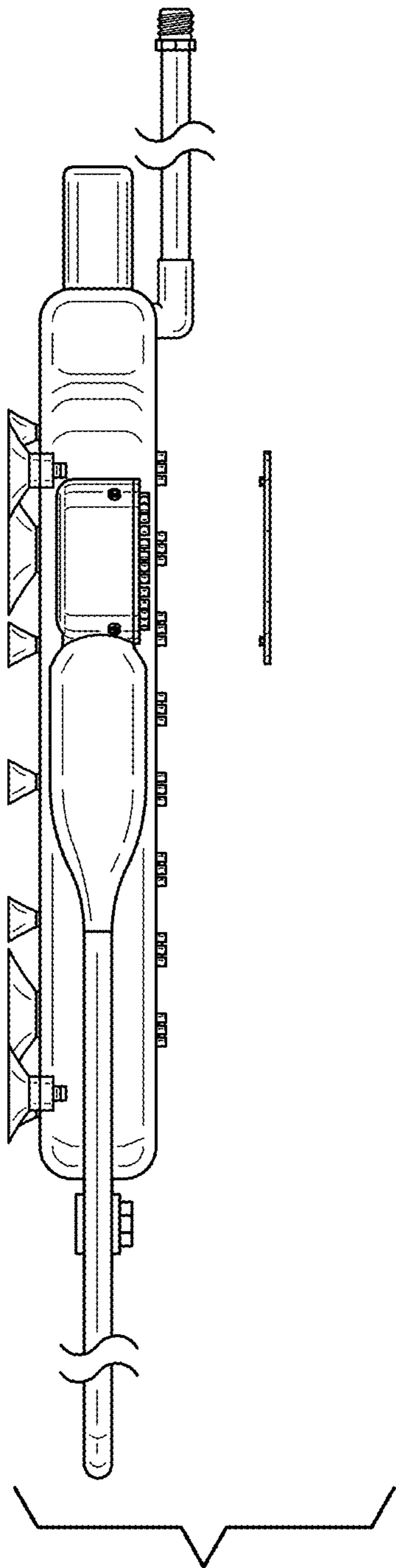


FIG. 3

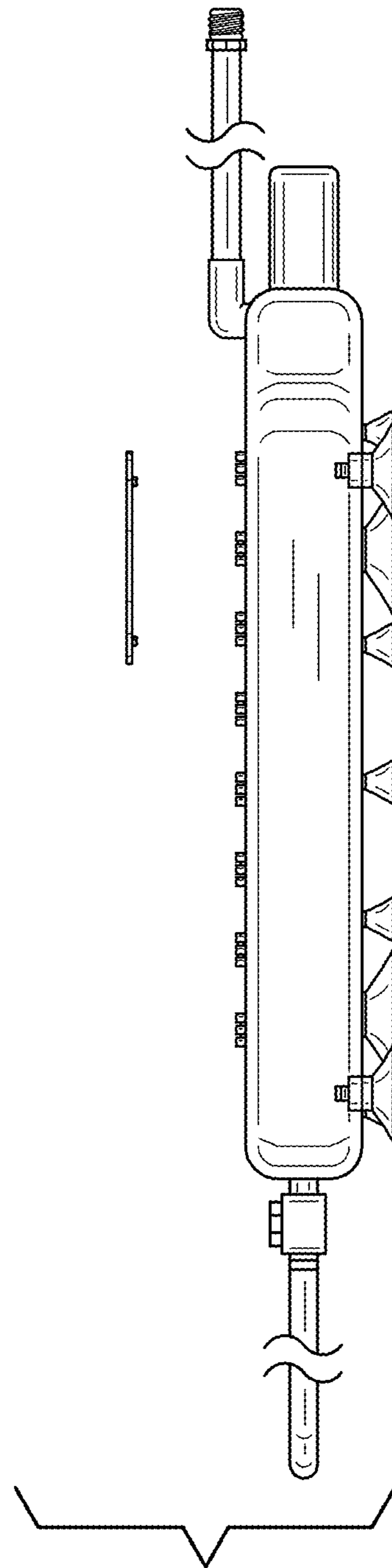


FIG. 4

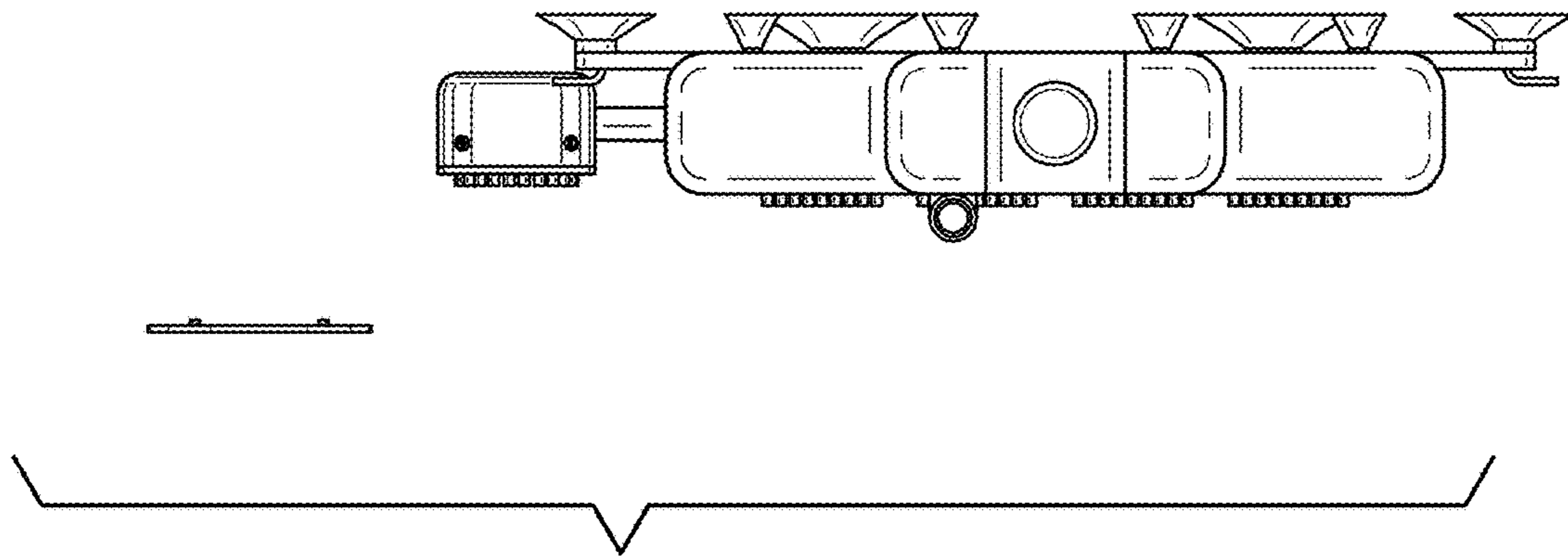


FIG. 5

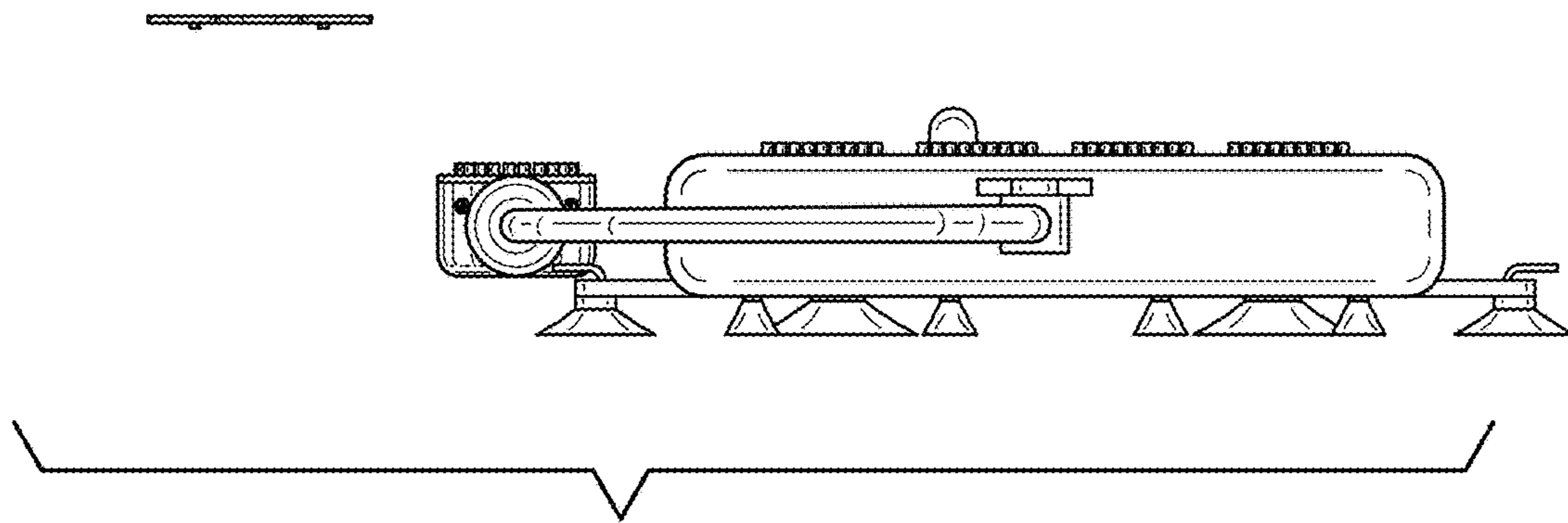


FIG. 6

