



US00D780988S

(12) **United States Design Patent** (10) **Patent No.:** **US D780,988 S**
Bucher et al. (45) **Date of Patent:** **** Mar. 7, 2017**

(54) **COMBINATION VEHICLE TURN, PARKING AND FOG LAMP BEZEL**

(71) Applicant: **Ford Global Technologies, LLC,**
Dearborn, MI (US)

(72) Inventors: **George Bucher,** Dearborn, MI (US);
Dean Carbis, Bloomfield Hills, MI (US)

(73) Assignee: **Ford Global Technologies, LLC,**
Dearborn, MI (US)

(**) Term: **15 Years**

(21) Appl. No.: **29/543,673**

(22) Filed: **Oct. 27, 2015**

(51) **LOC (10) Cl.** **26-99**

(52) **U.S. Cl.**
USPC **D26/139**

(58) **Field of Classification Search**
USPC D26/28-36, 139; 362/80-83, 267-269,
362/459-468, 475-478, 485-487
CPC F21S 48/00; F21S 48/10; F21S 48/115;
F21S 48/225; F21S 48/2268; F21V 21/04
See application file for complete search history.

(56) **References Cited**

U.S. PATENT DOCUMENTS

D302,335 S	*	7/1989	Smith	D26/139
D421,817 S	*	3/2000	Tucker	D26/139
D571,500 S	*	6/2008	Lin	D26/139
D595,895 S	*	7/2009	Lamm	D26/139
D604,893 S	*	11/2009	Woolley	D26/139

OTHER PUBLICATIONS

Bob Nagy <http://www.kbb.com/car-news/all-the-latest/2017-Ford-escape-spied/2000012056> 2017 Ford Escape spied, dated May 15, 2015.

Mark McNabb <http://www.topspeed.com/trucks/truck-reviews/Ford/2017-Ford-escape-ar169435.html> 2017 Ford Escape dated May 18, 2015.

Alexander Stoklosa <http://www.caranddriver/news/2017-Ford-escape-spy-photos-news> 2017 Ford Escape Spy Photos dated May 2015.

Unknown <http://www.autoblog.com/2015/06/25/2017-Ford-escape-spy-shots> New Ford Escape spied inside and out dated Jun. 25, 2015.

* cited by examiner

Primary Examiner — Marcus Jackson

(74) *Attorney, Agent, or Firm* — Damian Porcari

(57) **CLAIM**

The ornamental design for a combination vehicle turn, parking, and fog lamp bezel, as shown and described.

DESCRIPTION

FIG. 1 is a top front perspective view of the first embodiment of a combination vehicle turn, parking, and fog lamp bezel, showing our new design;

FIG. 2 is a bottom front perspective view thereof;

FIG. 3 is a top rear perspective view thereof;

FIG. 4 is a front elevational view thereof;

FIG. 5 is a rear elevational view thereof;

FIG. 6 is a left side elevational view thereof;

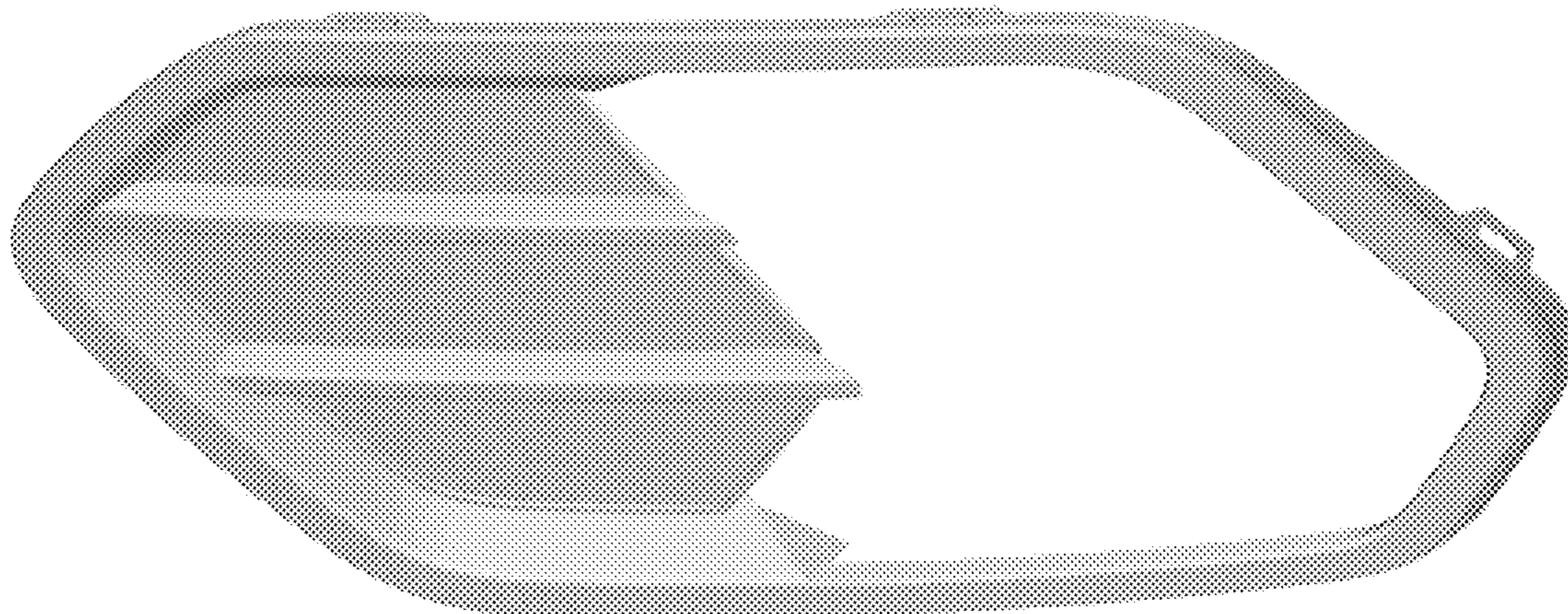
FIG. 7 is a right side elevational view thereof;

FIG. 8 is a top plan view thereof; and,

FIG. 9 is a bottom plan view thereof.

The second embodiment of the combination vehicle turn, parking and fog lamp bezel is a mirror image of the first embodiment disclosed in FIGS. 1 through 9 and is not shown.

1 Claim, 9 Drawing Sheets






Figure 1

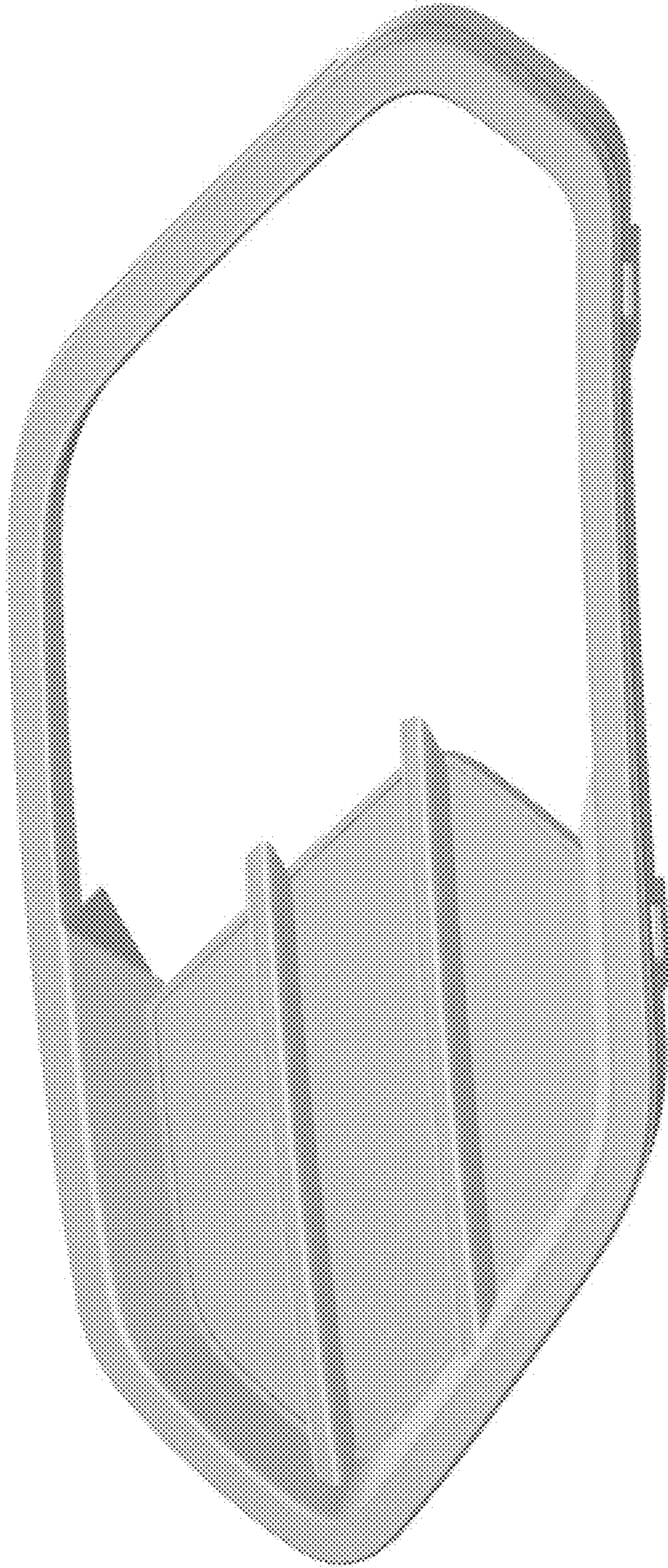


Figure 2

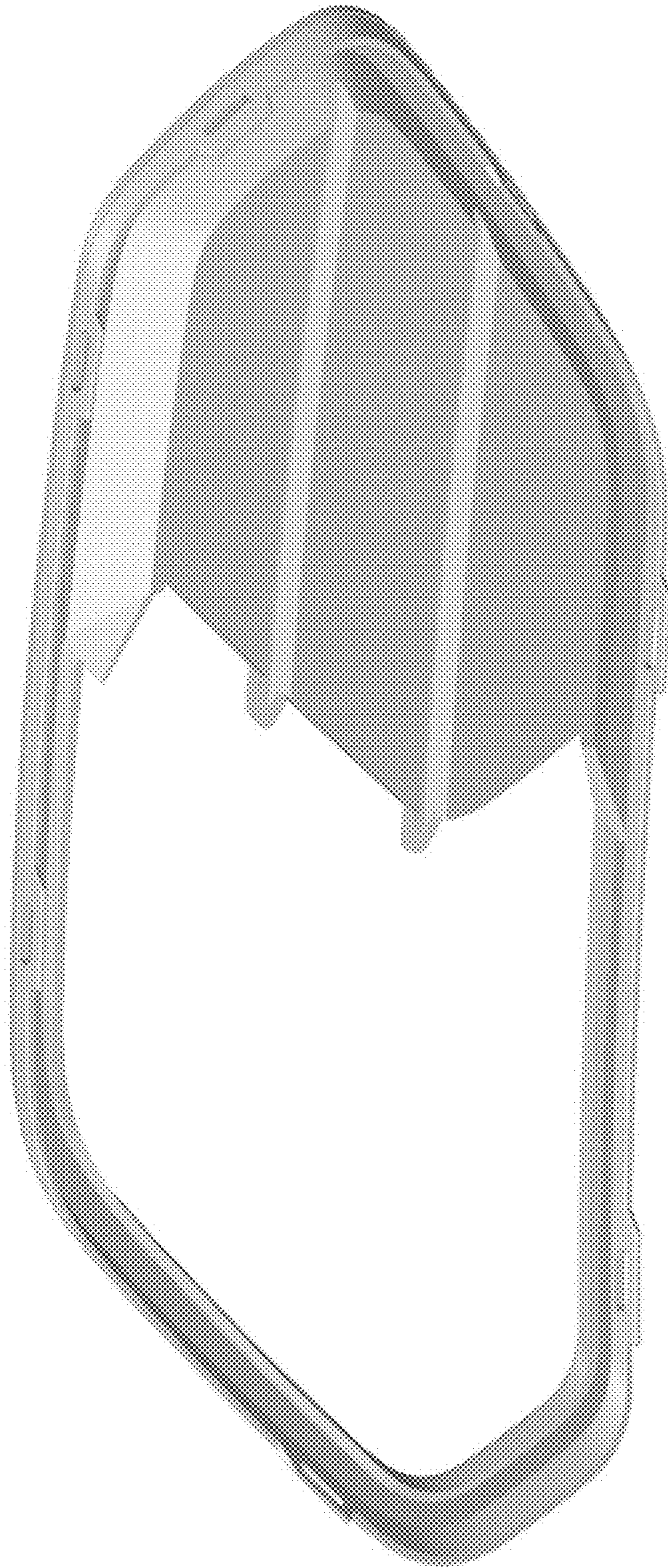


Figure 3




Figure 4

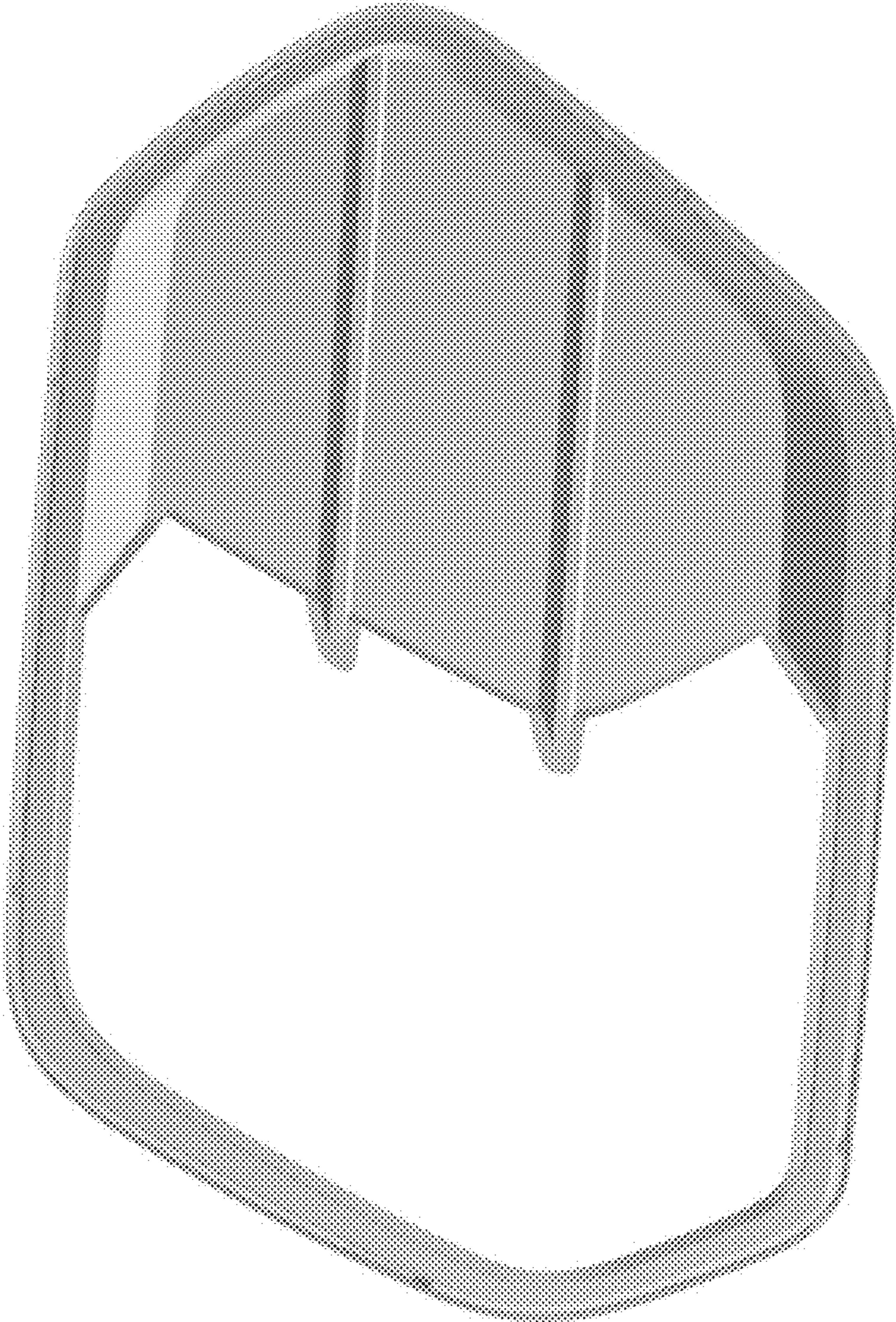


Figure 5

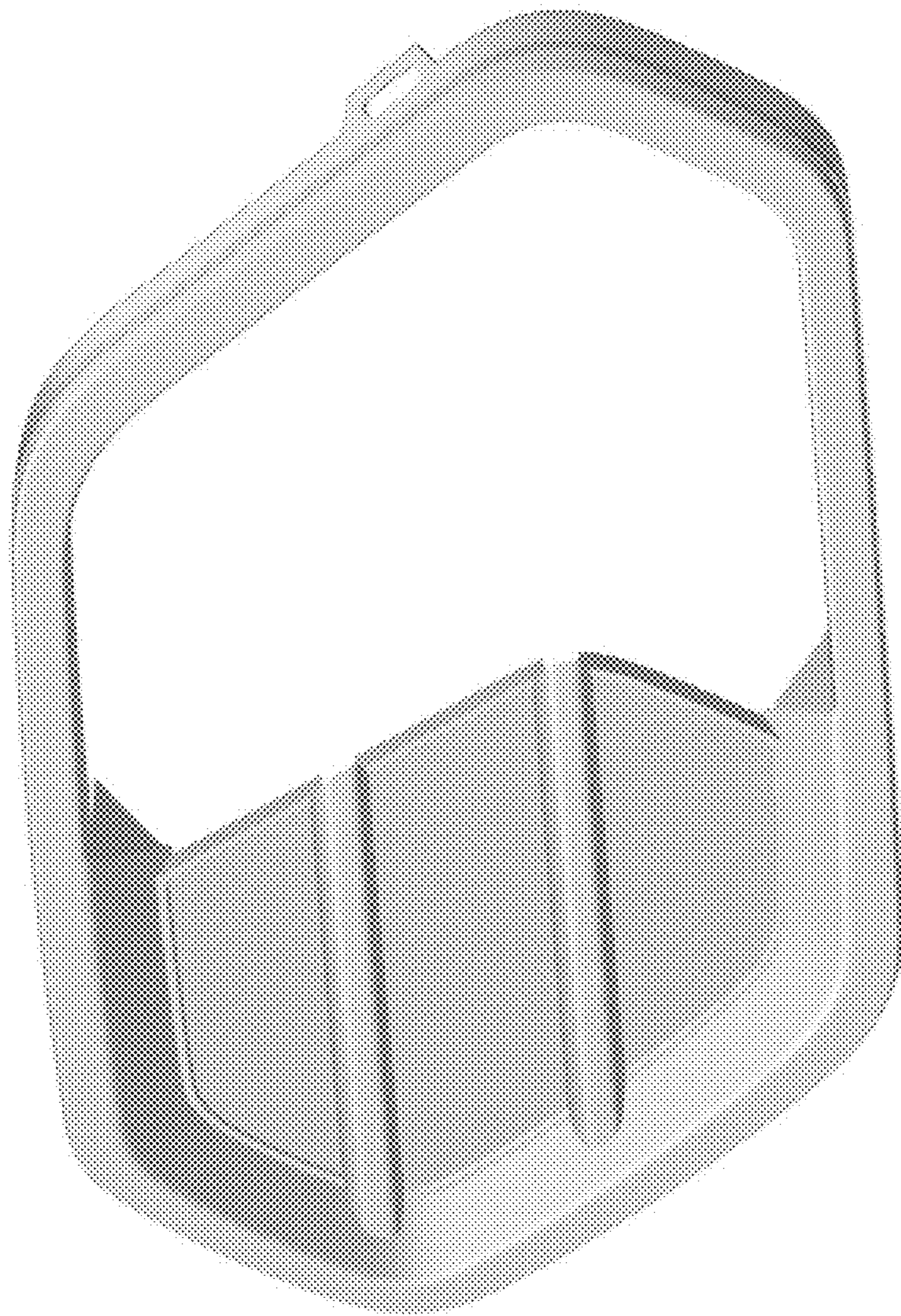


Figure 6




Figure 7




Figure 8

Figure 9

