



US00D780966S

(12) **United States Design Patent**
Binder

(10) **Patent No.:** **US D780,966 S**
(45) **Date of Patent:** **** Mar. 7, 2017**

(54) **TAILLIGHT FOR A VEHICLE**
(71) Applicant: **Bayerische Motoren Werke**
Aktiengesellschaft, Munich (DE)
(72) Inventor: **Thomas Binder, Stockdorf (DE)**
(73) Assignee: **Bayerische Motoren Werke**
Aktiengesellschaft, Munich (DE)

D749,762 S * 2/2016 Sa D26/28
D759,864 S * 6/2016 Shim D26/28
D761,459 S * 7/2016 Binder D26/28
D761,982 S * 7/2016 Akita D26/28
D763,487 S * 8/2016 Kwon D26/28
D764,691 S * 8/2016 Luk D26/28
D769,477 S * 10/2016 Gunnarson D26/28
D769,483 S * 10/2016 Morikawa D26/28

(**) Term: **15 Years**
(21) Appl. No.: **29/548,981**

FOREIGN PATENT DOCUMENTS
WO DM/069236 2/2008
WO DM/079708 6/2013
WO DM/084972 5/2015

(22) Filed: **Dec. 18, 2015**

* cited by examiner

(30) **Foreign Application Priority Data**

Primary Examiner — Angela J Lee
(74) *Attorney, Agent, or Firm* — Crowell & Moring LLP

Jun. 22, 2015 (DE) 40 2015 100 574
(51) **LOC (10) Cl.** **26-07**
(52) **U.S. Cl.**
USPC **D26/28**

(57) **CLAIM**
The ornamental design for a taillight for a vehicle, as shown and described.

(58) **Field of Classification Search**
USPC D26/28-36; 362/459-468, 475-478,
362/485-487
CPC F21S 48/00; F21S 48/10; F21S 48/115;
F21S 48/225; F21S 48/1233; F21S
48/1266; F21S 48/1388; F21S 48/2268;
F21V 21/04
See application file for complete search history.

DESCRIPTION

FIG. 1 is a front view of a taillight for a vehicle according to the design;
FIG. 2 is a left, front perspective view thereof;
FIG. 3 is a right, front perspective view thereof;
FIG. 4 is a left side view thereof;
FIG. 5 is a right side view thereof;
FIG. 6 is a top view thereof;
FIG. 7 is a bottom view thereof; and,
FIG. 8 is a rear view thereof.

(56) **References Cited**
U.S. PATENT DOCUMENTS

1 Claim, 8 Drawing Sheets

D748,305 S * 1/2016 Miyazawa D26/28
D749,251 S * 2/2016 Nakahara D26/28





Fig. 1




Fig. 2




Fig. 3




Fig. 4




Fig. 5




Fig. 6




Fig. 7




Fig. 8