



US00D780918S

(12) **United States Design Patent**
Perkins et al.

(10) **Patent No.:** **US D780,918 S**
(45) **Date of Patent:** **** Mar. 7, 2017**

(54) **WELDED END EFFECTOR**
(71) Applicant: **Ethicon, Inc.**, Somerville, NJ (US)
(72) Inventors: **Jason T. Perkins**, Easton, PA (US);
Jesse G. Nawrocki, Annandale, NJ (US);
Jason Huff, Collingswood, NJ (US);
David C. Lindh, Sr., Flemington, NJ (US)

6,596,014 B2 * 7/2003 Levinson A61B 17/0401
606/228
6,730,112 B2 5/2004 Levinson
8,297,330 B2 * 10/2012 O'Neill A61B 17/0401
156/580.1
8,709,183 B2 4/2014 O'Neill
9,259,218 B2 * 2/2016 Robinson A61B 17/0401
(Continued)

(73) Assignee: **Ethicon, Inc.**, Somerville, NJ (US)
(**) Term: **15 Years**

CA 2771656 A1 9/2012
EP 1321103 12/2008
(Continued)

(21) Appl. No.: **29/540,890**

OTHER PUBLICATIONS

(22) Filed: **Sep. 29, 2015**

International Search Report re: PCT/US2015/048460 dated May 10, 2016.

Related U.S. Application Data

Primary Examiner — Wan Laymon

(63) Continuation-in-part of application No. 14/845,402, filed on Sep. 4, 2015.

(57) **CLAIM**

(51) **LOC (10) Cl.** **24-02**

We claim the ornamental design for a welded end effector, as shown and described.

(52) **U.S. Cl.**
USPC **D24/145**

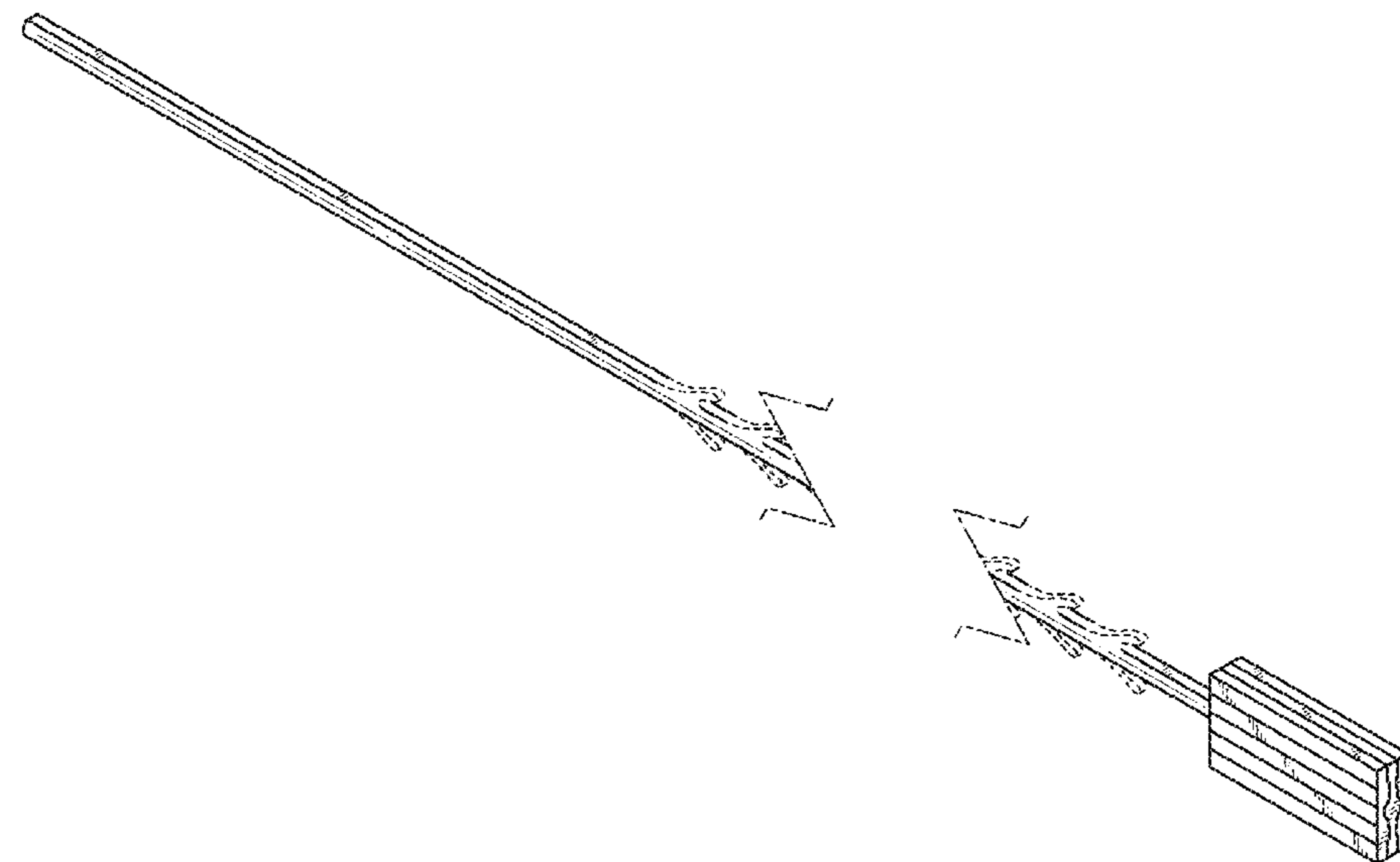
DESCRIPTION

(58) **Field of Classification Search**
USPC D24/145
CPC A61B 17/06166; A61B 17/0401; A61B 2017/06176; A61B 2017/0464; A61B 2017/0417; A61B 2017/0619
See application file for complete search history.

FIG. 1 is an isometric view of a welded end effector showing our new design;
FIG. 2 is a right side view thereof;
FIG. 3 is a top view thereof;
FIG. 4 is a left side view thereof;
FIG. 5 is an axial front end view thereof; and,
FIG. 6 is an axial rear end view thereof.
The broken line showing in the figures is for the purpose of illustrating portions of the welded end effector and forms no part of the claimed design. The broken away symbols in the drawings indicate that any portion of the article between the break lines forms no part of the claimed design.

(56) **References Cited**

1 Claim, 2 Drawing Sheets



U.S. PATENT DOCUMENTS
4,669,473 A * 6/1987 Richards A61B 17/0401
606/215
5,207,679 A * 5/1993 Li A61B 17/0401
606/139
6,241,747 B1 6/2001 Ruff
6,264,675 B1 7/2001 Brotz

(56)

References Cited

U.S. PATENT DOCUMENTS

2005/0004576 A1 1/2005 Benderev
2005/0267531 A1 12/2005 Ruff et al.
2007/0257395 A1 11/2007 Lindh et al.
2009/0248067 A1 10/2009 Maiorino
2009/0248070 A1 10/2009 Kosa et al.
2010/0146770 A1 6/2010 Morency et al.
2010/0298871 A1 11/2010 Ruff et al.
2011/0054523 A1 3/2011 O'Neill et al.
2013/0085525 A1 4/2013 Nawrocki et al.
2014/0052171 A1 2/2014 Tegels
2014/0081321 A1* 3/2014 Nawrocki A61B 17/06166
606/228
2014/0236229 A1 8/2014 Longo et al.

FOREIGN PATENT DOCUMENTS

EP 2305130 A2 4/2011
EP 2436317 A2 4/2012
EP 2505142 A1 10/2012
WO WO 2012/004758 A1 1/2012

* cited by examiner

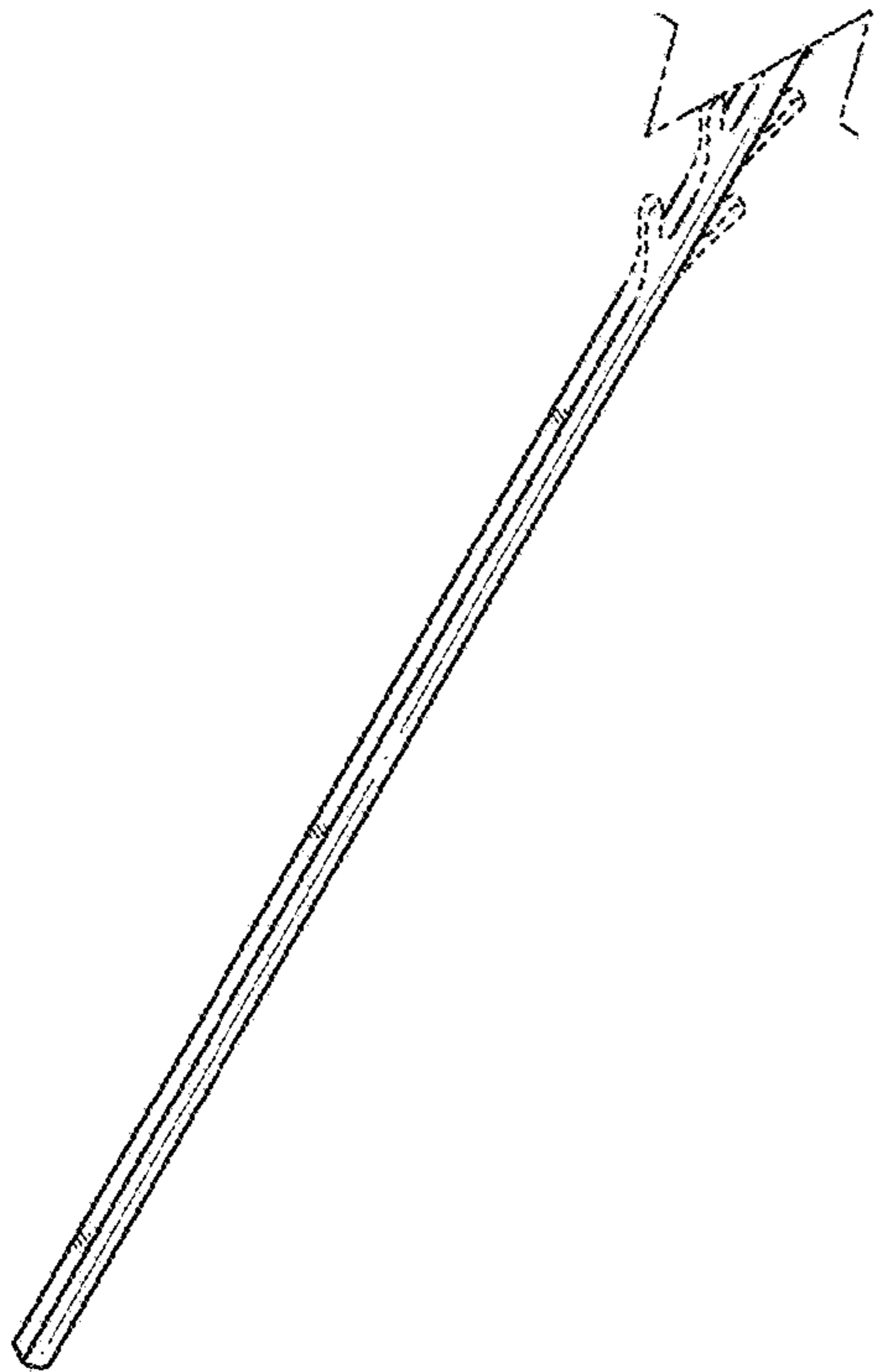


FIG. 1

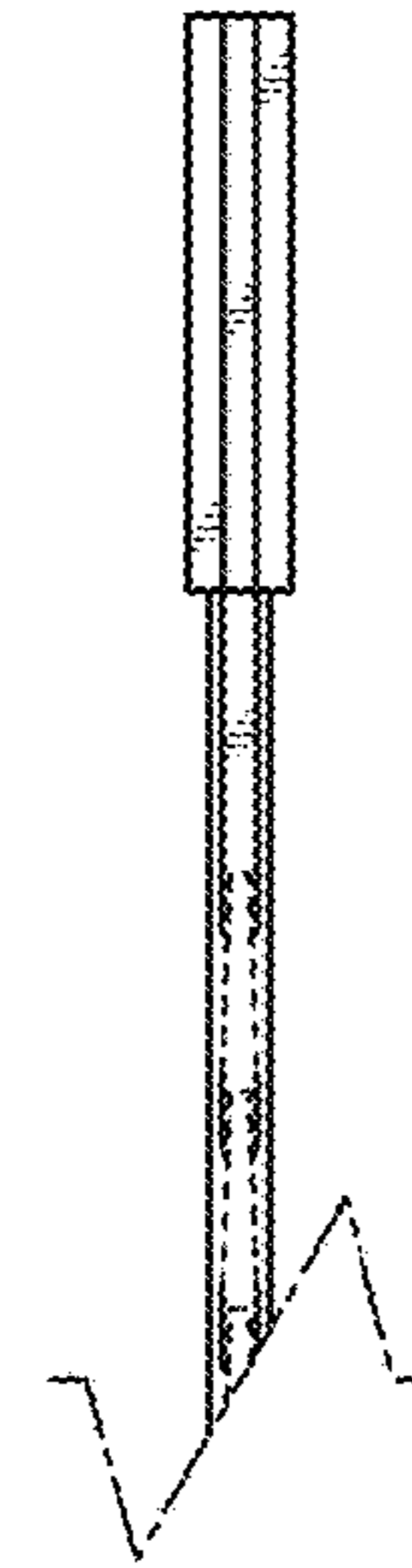
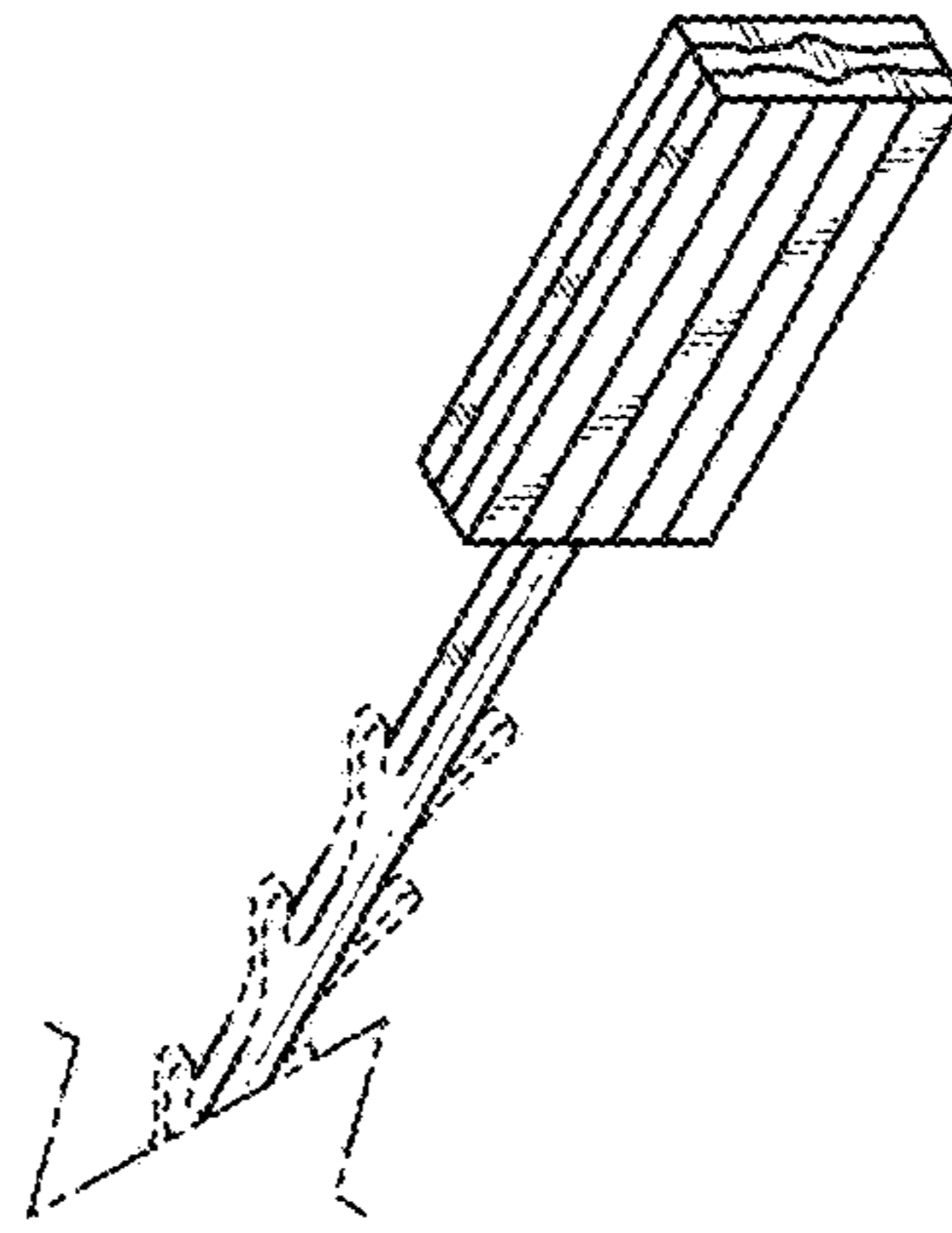
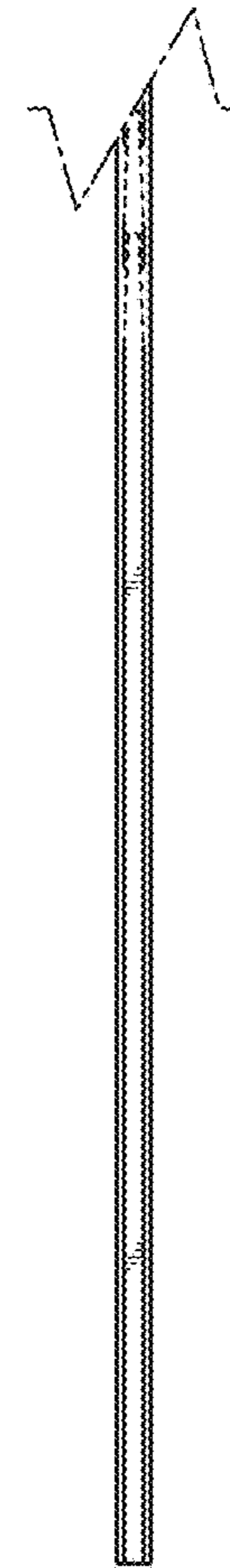


FIG. 2



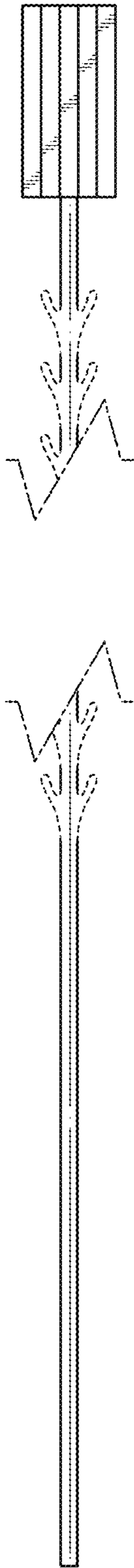


FIG. 3

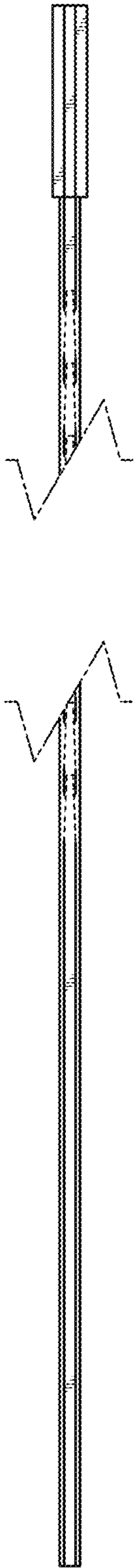


FIG. 4



FIG. 6



FIG. 5