



US00D780915S

(12) **United States Design Patent** (10) **Patent No.:** **US D780,915 S**
Castillo (45) **Date of Patent:** **** Mar. 7, 2017**

(54) **NASAL APPLIQUE**
(71) Applicant: **James D. Castillo**, Los Alamos, CA (US)
(72) Inventor: **James D. Castillo**, Los Alamos, CA (US)
(**) Term: **14 Years**

D535,394 S * 1/2007 Johnson D24/133
D618,357 S * 6/2010 Navies D24/189
D620,123 S * 7/2010 Igwebuike D24/189
D639,762 S 6/2011 Brogden et al.
D644,324 S 8/2011 Brunner et al.
D644,325 S 8/2011 Brunner et al.
8,042,542 B2 10/2011 Ging et al.
D696,400 S 12/2013 Brogden et al.
D701,957 S 4/2014 Brunner et al.

(Continued)

(21) Appl. No.: **29/523,866**
(22) Filed: **Apr. 14, 2015**
(51) **LOC (10) Cl.** **24-02**
(52) **U.S. Cl.**
USPC **D24/133; D24/135**
(58) **Field of Classification Search**
USPC D24/133, 135, 136, 189
CPC A61F 5/08; A61B 17/0057; A61B 1/233;
A61M 29/00; A61M 29/02
See application file for complete search history.

OTHER PUBLICATIONS

Bolt Tape. <URL: <http://www.bolttape.com/product/sniffle-strips/>>. Visited Nov. 1, 2016. Nasal strip.*

(Continued)

Primary Examiner — Bridget L Eland
Assistant Examiner — Lauren McVey
(74) *Attorney, Agent, or Firm* — Stetina Brunda Garred and Brucker

(56) **References Cited**

U.S. PATENT DOCUMENTS

3,835,848 A 9/1974 Berner
5,533,503 A 7/1996 Doubek et al.
D388,169 S * 12/1997 Harris D24/133
5,913,873 A 6/1999 Blach et al.
6,006,746 A 12/1999 Karell
6,033,422 A 3/2000 Blach et al.
D424,691 S * 5/2000 Yavitz D24/189
D437,641 S * 2/2001 Ierulli D24/189
6,352,548 B1 3/2002 Blach et al.
D462,438 S * 9/2002 Masuda D24/105
6,533,415 B2 3/2003 Watanabe
D484,602 S * 12/2003 Griffiths D24/189
6,676,681 B1 1/2004 Blach et al.
6,823,864 B2 11/2004 Blach et al.
D516,727 S * 3/2006 Neri D24/189
7,091,634 B2 8/2006 Yi et al.

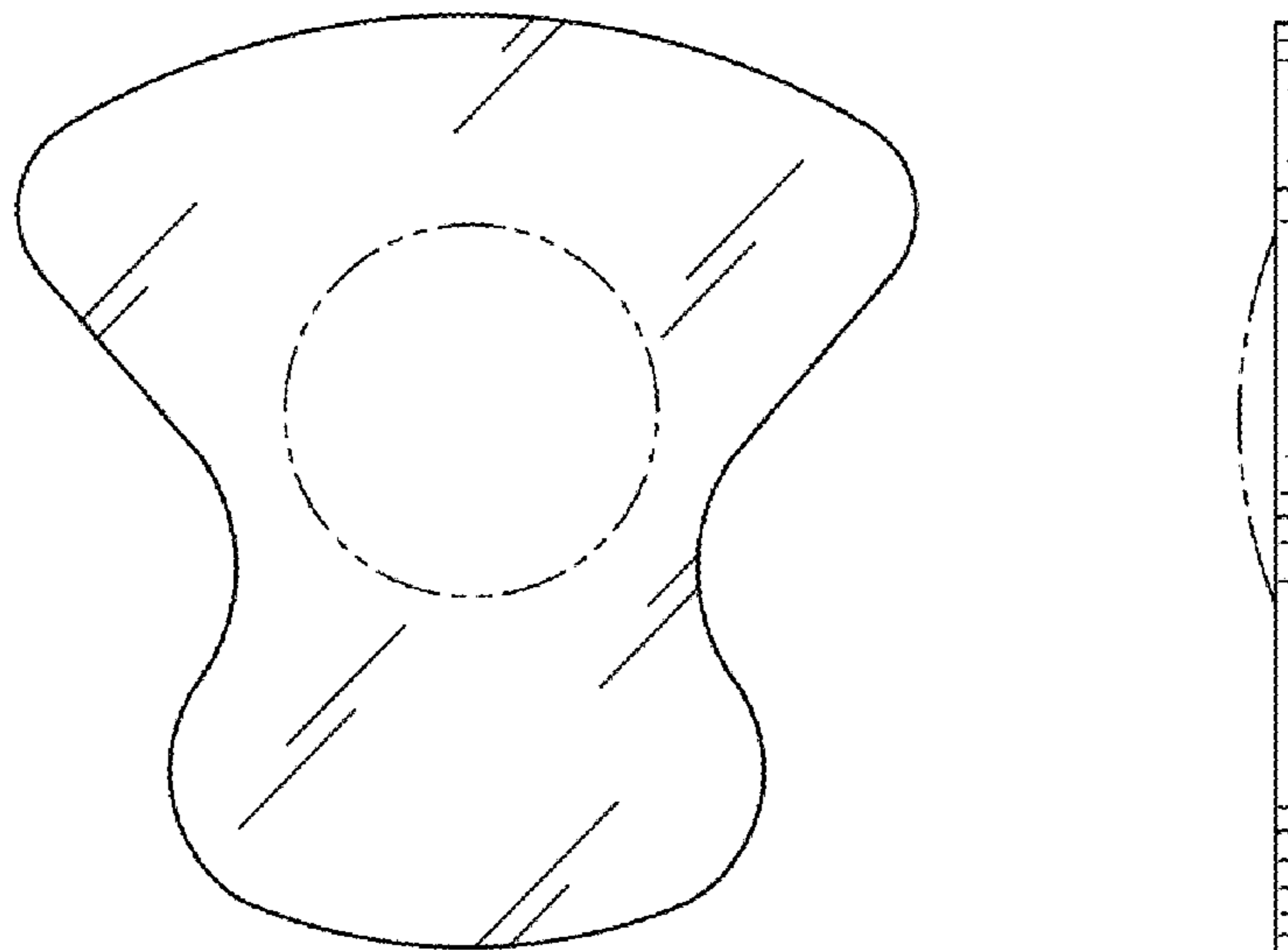
(57) **CLAIM**

The ornamental design for a nasal applique, as shown and described.

DESCRIPTION

FIG. 1 is a top view of the nasal applique showing my new design;
FIG. 2 is a front view thereof;
FIG. 3 is a right side view thereof, with a left side view being a mirror image of the right side view thereof;
FIG. 4 is a rear view thereof;
FIG. 5 is a bottom view thereof; and,
FIG. 6 is a front view thereof in a state of use.
The dot-dot-dash broken lines are directed to environment; the broken lines form no part of the claimed design.

1 Claim, 1 Drawing Sheet



(56)

References Cited

U.S. PATENT DOCUMENTS

D703,318	S	4/2014	Brunner et al.	
2007/0105824	A1	5/2007	Erickson-Miller et al.	
2008/0097517	A1	4/2008	Holmes et al.	
2009/0188023	A1	7/2009	Hsu	
2011/0000483	A1	1/2011	Matthias et al.	
2012/0036607	A1	2/2012	Beliveau	
2012/0172923	A1	7/2012	Fenton et al.	
2015/0173934	A1*	6/2015	Castillo	A61F 5/08 606/204.45
2015/0314113	A1*	11/2015	Castillo	A61M 29/00 606/199
2016/0106567	A1*	4/2016	Castillo	A61F 5/08 606/204.45
2016/0193070	A1*	7/2016	Castillo	A61F 5/08 606/204.45

OTHER PUBLICATIONS

International Search Report and Written Opinion for International Application No. PCT/US14/69817, Mar. 11, 2015, 11 pages.

* cited by examiner

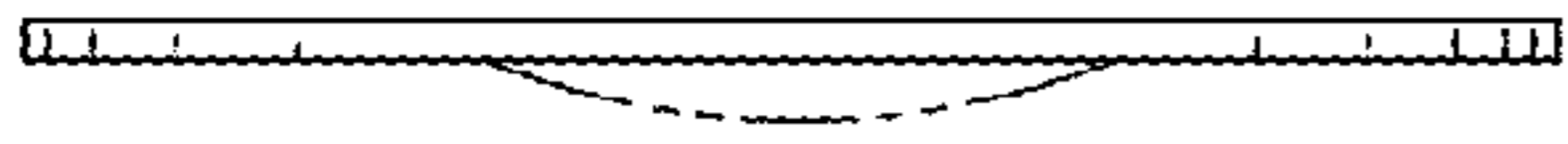


FIG. 1

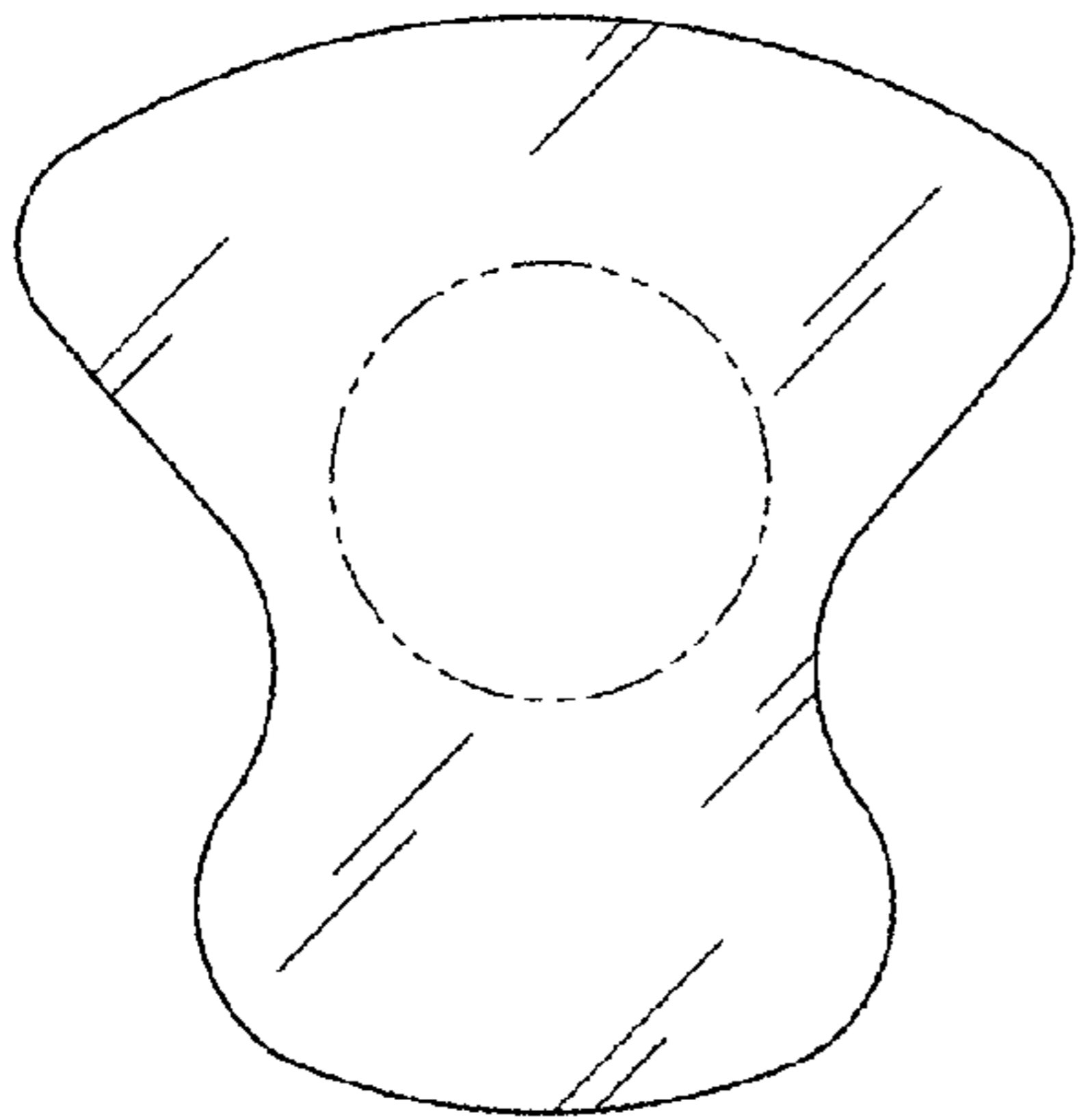


FIG. 2

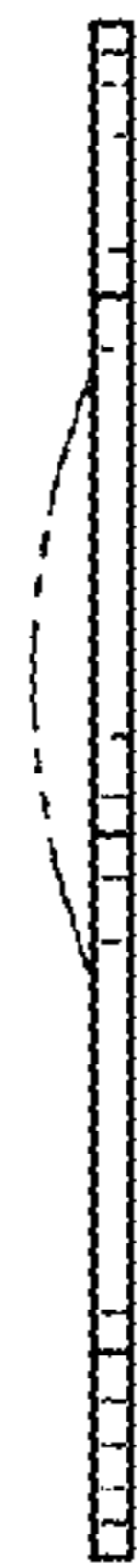


FIG. 3

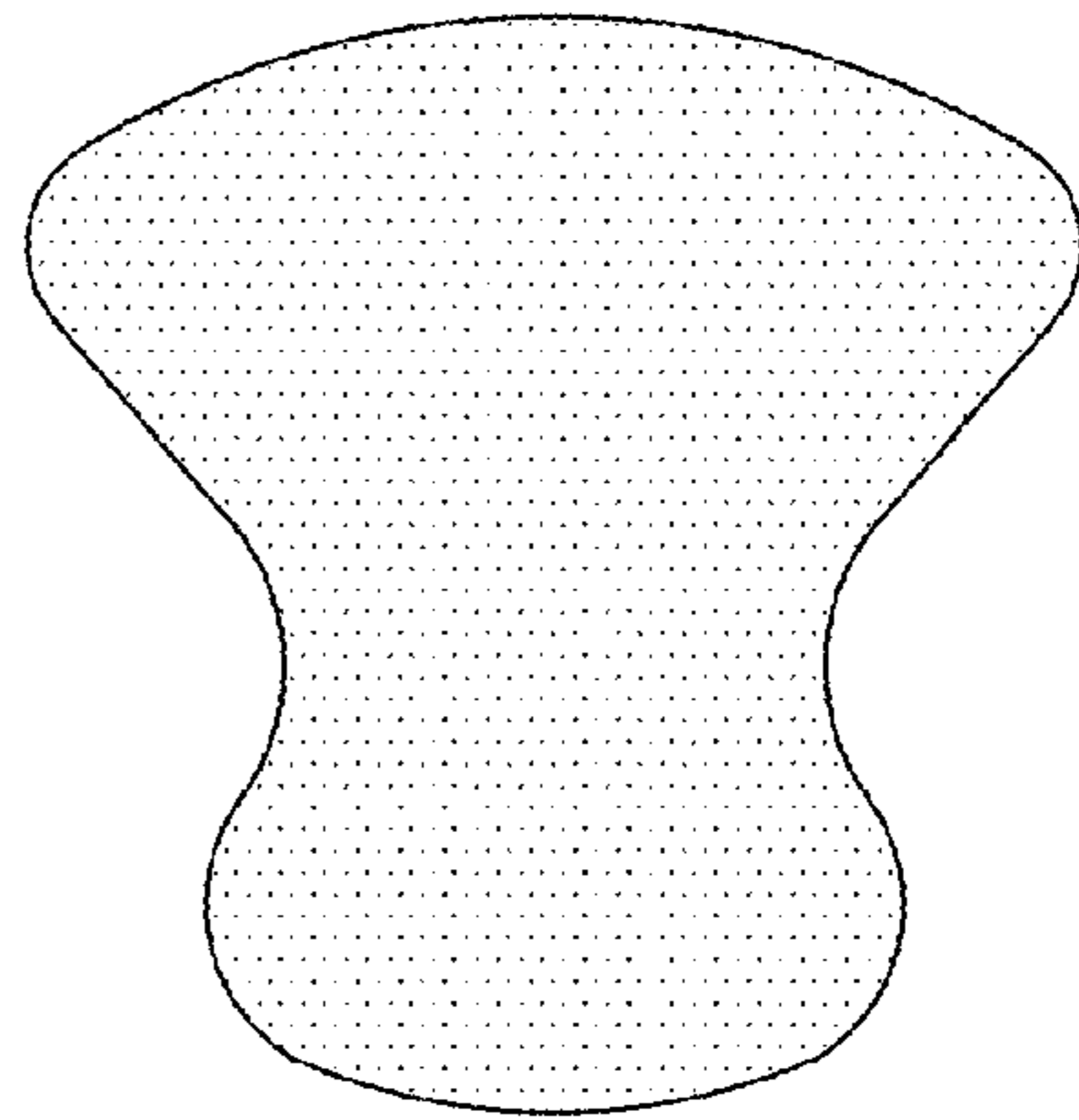


FIG. 4




FIG. 5

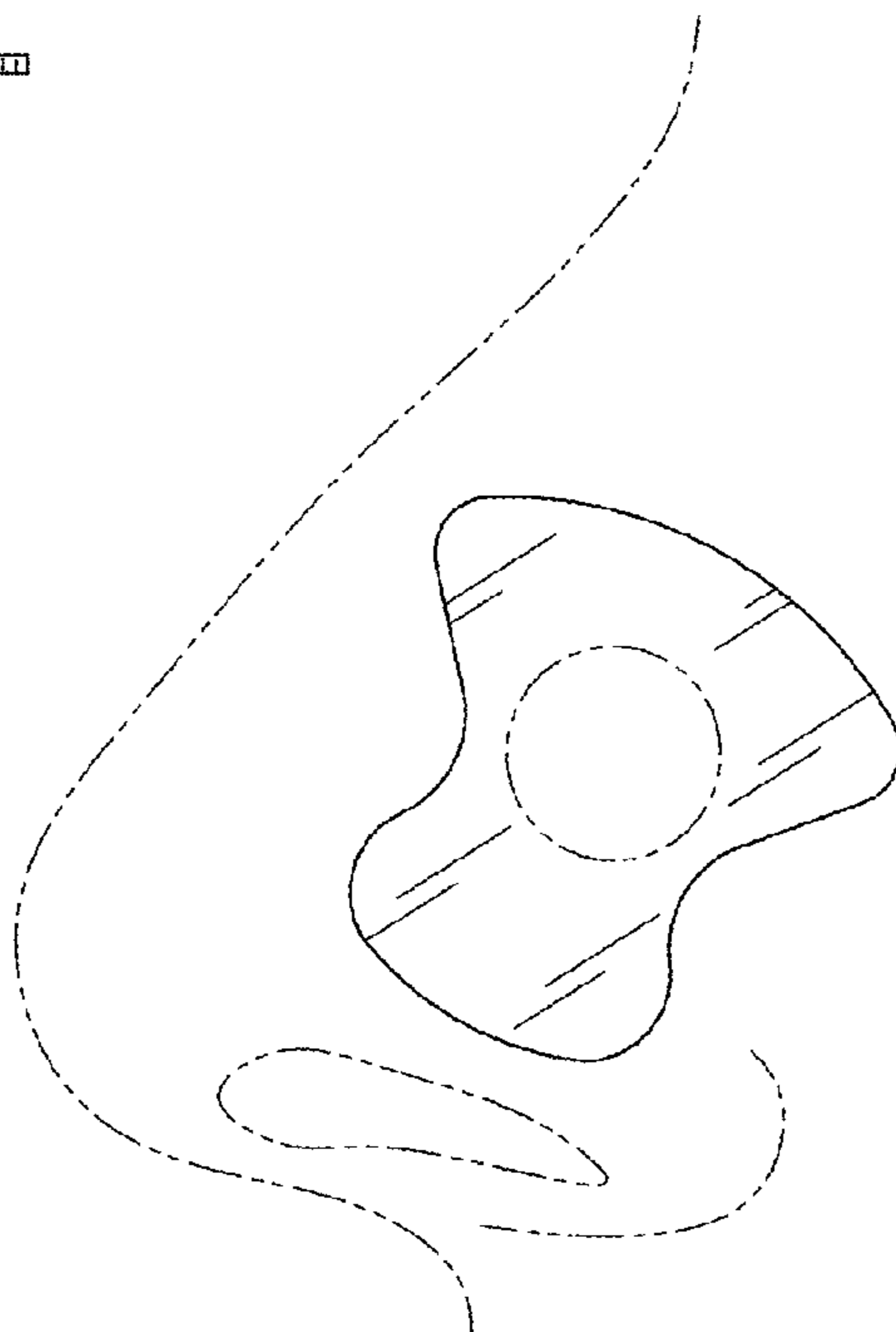


FIG. 6