



US00D780888S

(12) **United States Design Patent** (10) **Patent No.:** **US D780,888 S**
Näslund et al. (45) **Date of Patent:** **** Mar. 7, 2017**

(54) **SPRAYHEAD**
(71) Applicant: **HUSQVARNA AB**, Huskvarna (SE)
(72) Inventors: **Jens Näslund**, Spånga (SE); **Daniel Gunnarsson**, Danderyd (SE); **Gustav Landberg**, Trosa (SE); **Tor Sigurdson**, Stockholm (SE)

D513,426 S 1/2006 Chen
D559,354 S 1/2008 Chih
D559,951 S 1/2008 Soriano et al.
D572,019 S * 7/2008 Braunschweig D5/57
D592,731 S 5/2009 Hung
D626,626 S * 11/2010 Lee D23/229
D626,627 S * 11/2010 Lobermeier D23/229
D636,058 S 4/2011 Hung
D648,823 S 11/2011 Hung
(Continued)

(73) Assignee: **HUSQVARNA AB**, Huskvarna (SE)

FOREIGN PATENT DOCUMENTS

(**) Term: **15 Years**

AU 356866 A 8/2014
CA 157903 S 7/2015

(21) Appl. No.: **29/543,232**

(Continued)

(22) Filed: **Oct. 22, 2015**

Primary Examiner — Robin V Webster

(30) **Foreign Application Priority Data**

(74) *Attorney, Agent, or Firm* — Nelson Mullins Riley & Scarborough LLP

Apr. 22, 2015 (EM) 002686816-0010

(51) **LOC (10) Cl.** **23-01**

(52) **U.S. Cl.**
USPC **D23/213**

(58) **Field of Classification Search**
USPC ... D23/213, 223, 226, 229, 230; 4/615, 526;
D5/57

CPC B05B 1/18; B05B 1/00; B05B 9/01;
E03C 1/06; A47K 3/28

See application file for complete search history.

(56) **References Cited**

U.S. PATENT DOCUMENTS

D88,960 S * 1/1933 Goldberger D2/864
5,806,770 A 9/1998 Wang
D456,487 S 4/2002 Bonzer
D470,567 S 2/2003 Alkalay et al.
D479,302 S 9/2003 Chen

(57) **CLAIM**

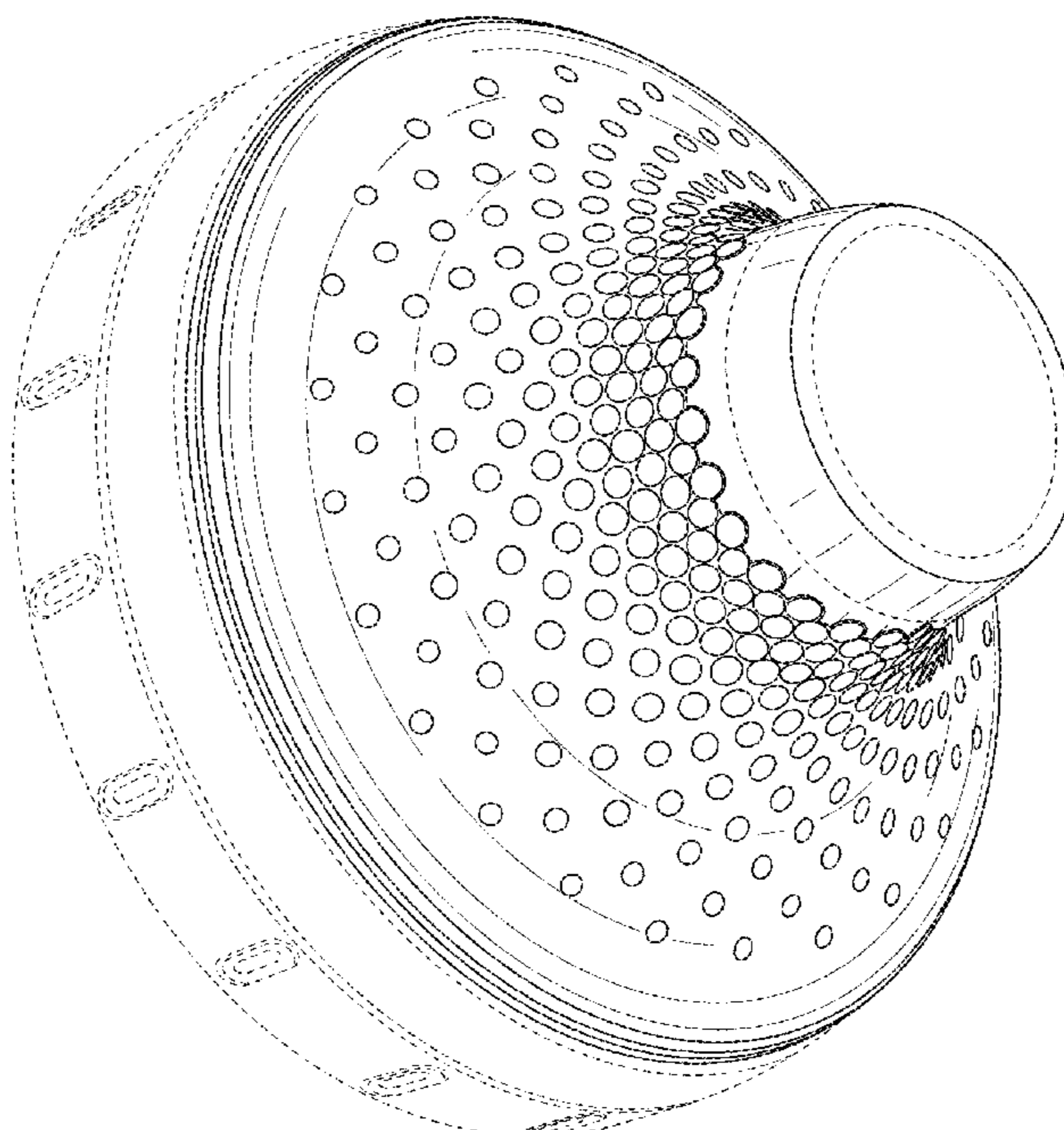
The ornamental design for the sprayhead, as shown and described.

DESCRIPTION

FIG. 1 is a perspective view of a sprayhead in accordance with an embodiment of the present invention;
FIG. 2 is a back view of the sprayhead of FIG. 1;
FIG. 3 is a front view of the sprayhead of FIG. 1;
FIG. 4 is a left side view of the sprayhead of FIG. 1;
FIG. 5 is a right side view of the sprayhead of FIG. 1;
FIG. 6 is a top view of the sprayhead of FIG. 1; and,
FIG. 7 is a bottom view of the sprayhead of FIG. 1.

The broken lines of FIGS. 1-7 are illustrative of the visible environmental structure of the sprayhead and form no part of the claimed design.

1 Claim, 7 Drawing Sheets



(56)

References Cited

U.S. PATENT DOCUMENTS

D681,779 S * 5/2013 Cutler D23/229
D688,880 S * 9/2013 Olson D5/57
D700,278 S 2/2014 Bollerod
D746,945 S 1/2016 Näslund
D746,946 S 1/2016 Näslund
D746,947 S 1/2016 Näslund
D747,441 S 1/2016 Näslund
D760,349 S 6/2016 Chen

FOREIGN PATENT DOCUMENTS

CA 157904 S 7/2015
EM 24244650035 A1 3/2016
JP 1521416 S 4/2015
JP 1521428 S 4/2015
JP 1521694 S 4/2015
JP 1548795 S 5/2016
JP 1548796 S 5/2016
JP 1548802 S 5/2016
JP 1548803 S 5/2016
JP 1549029 S 5/2016
JP 1549031 S 5/2016
JP 1549032 S 5/2016
JP 1549034 S 5/2016
TW D589094 A 5/2004
TW D118254 A 7/2007
TW D128011 A 3/2009
TW D130862 A 9/2009
TW D166729 A 3/2015
TW D166732 A 3/2015

* cited by examiner

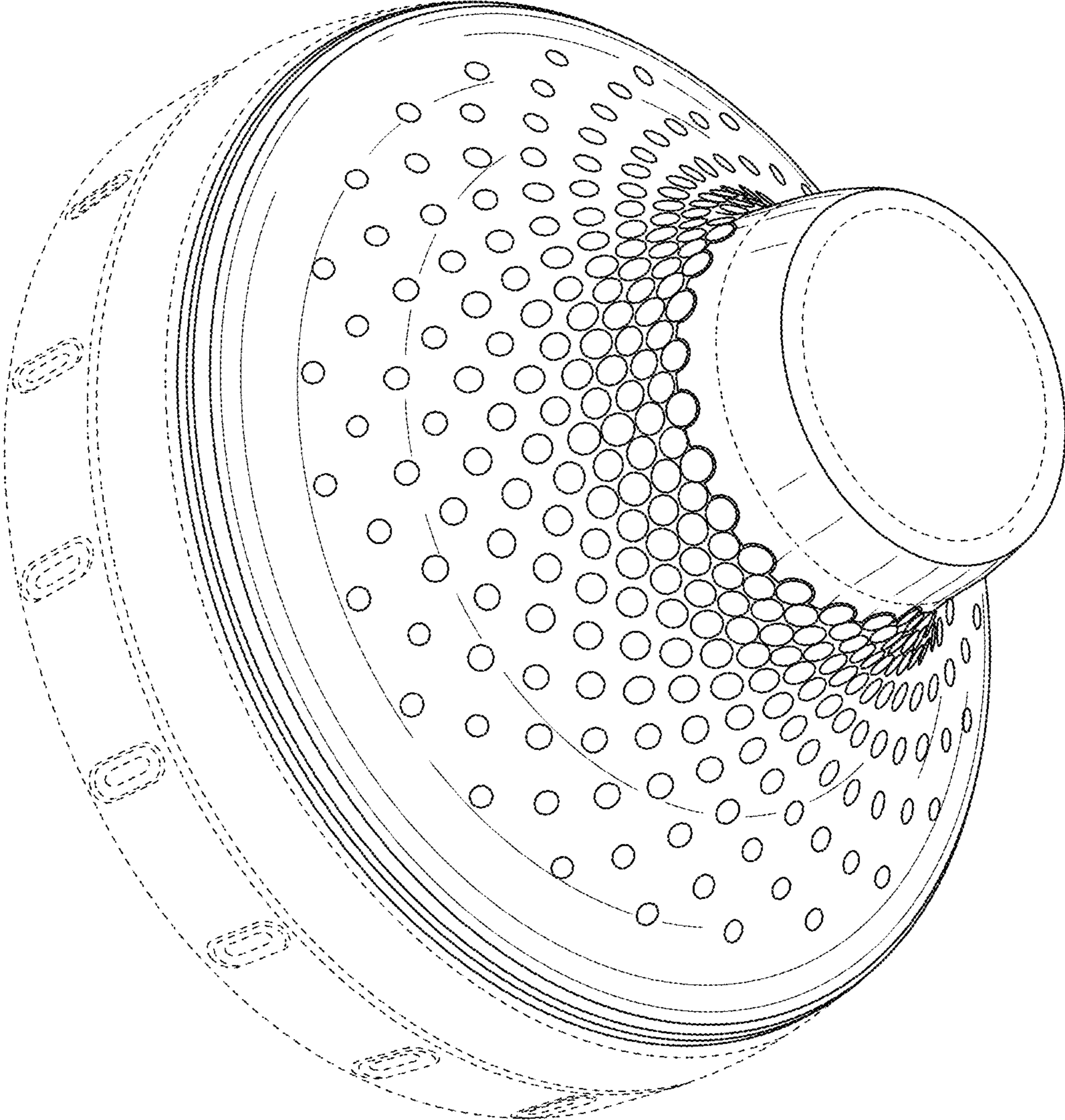


FIG. 1

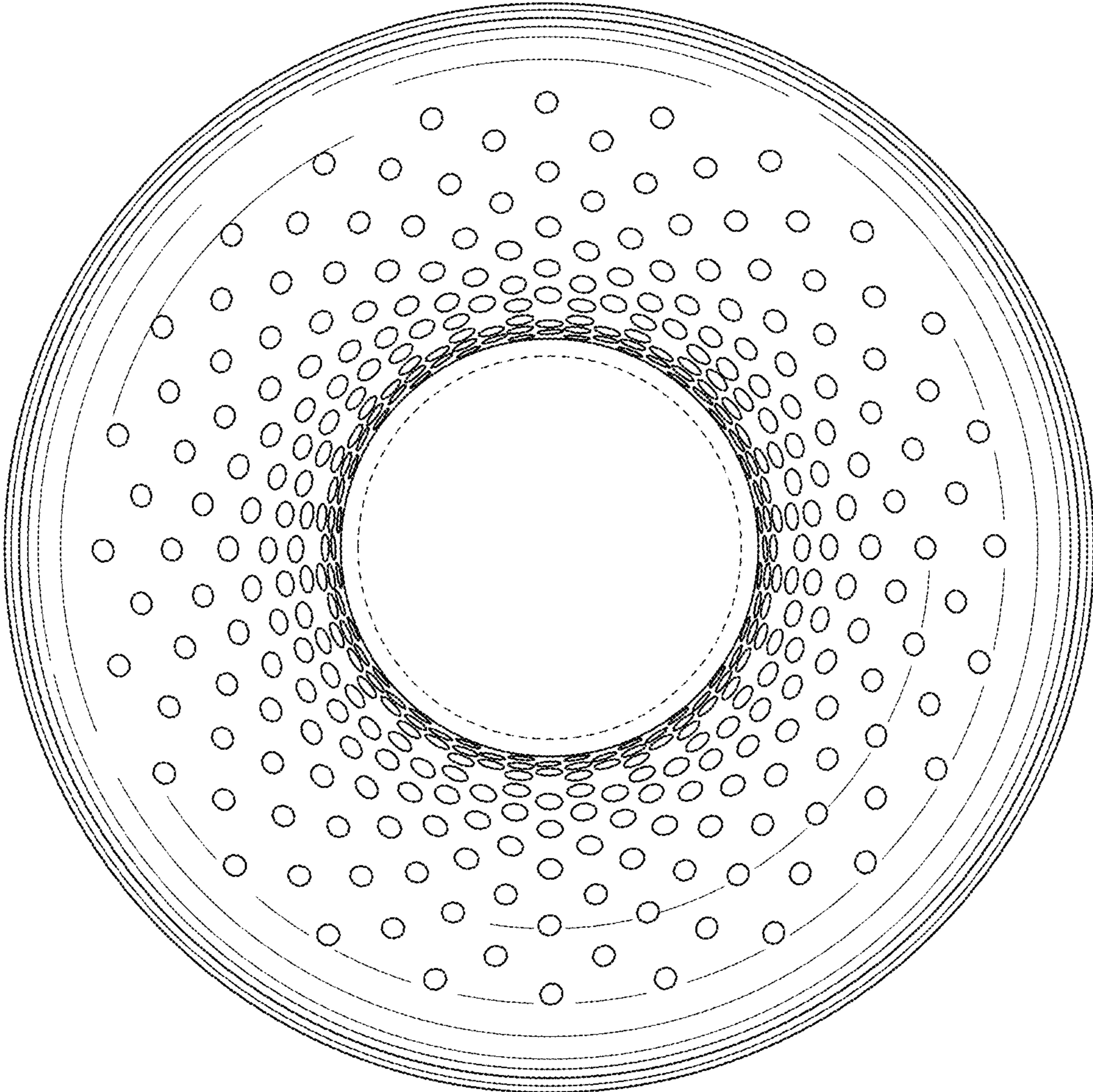


FIG. 2

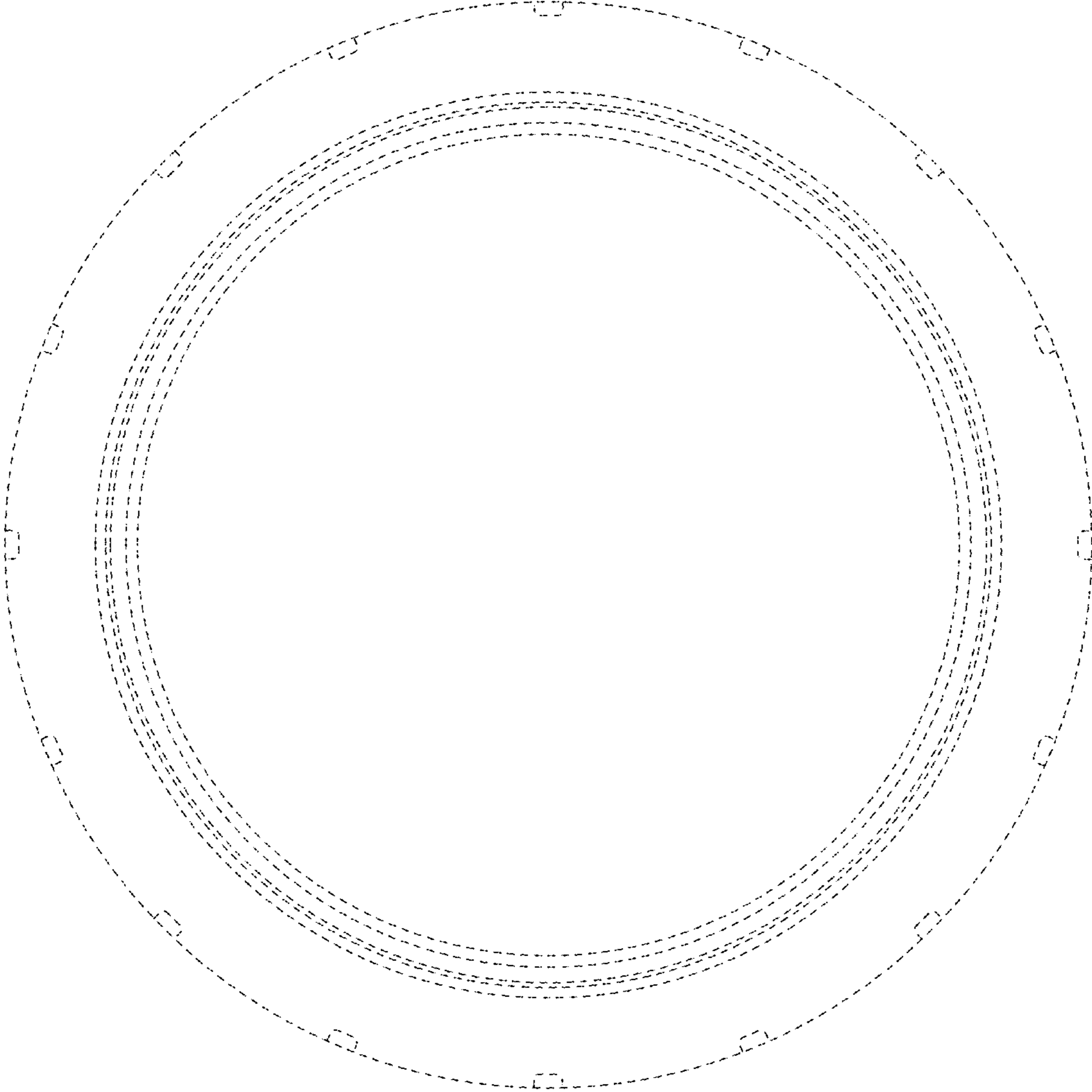


FIG. 3

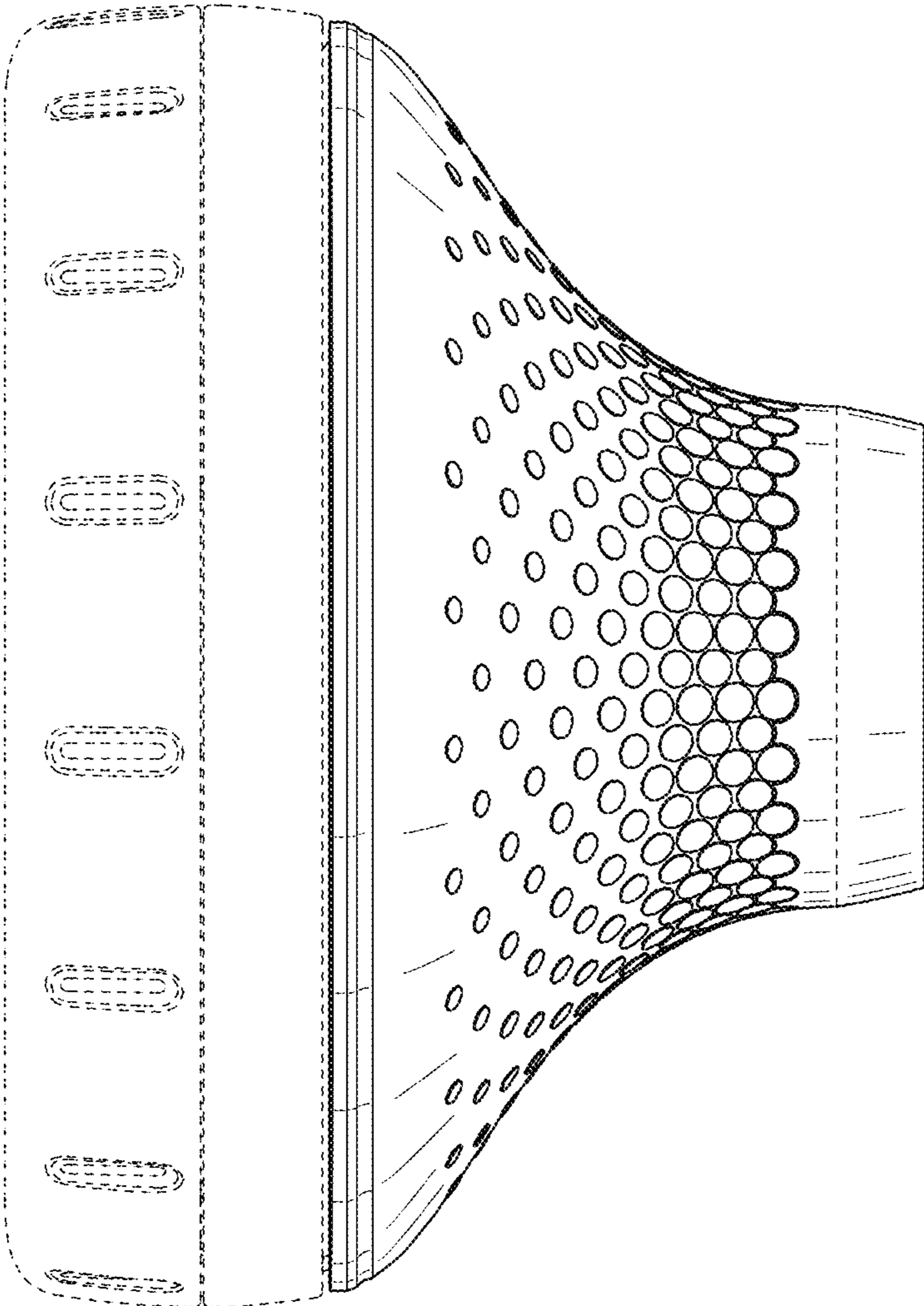


FIG. 4

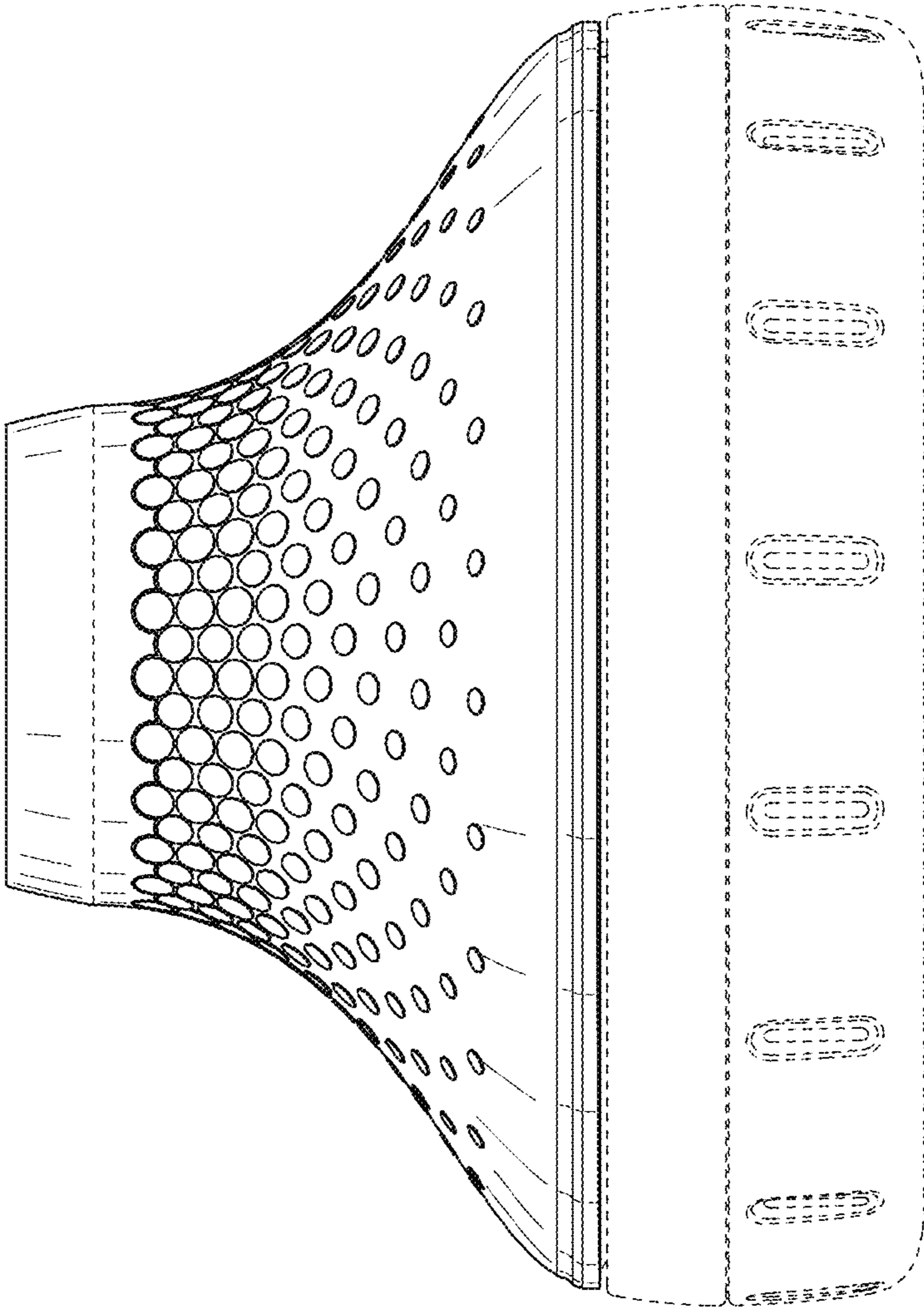


FIG. 5

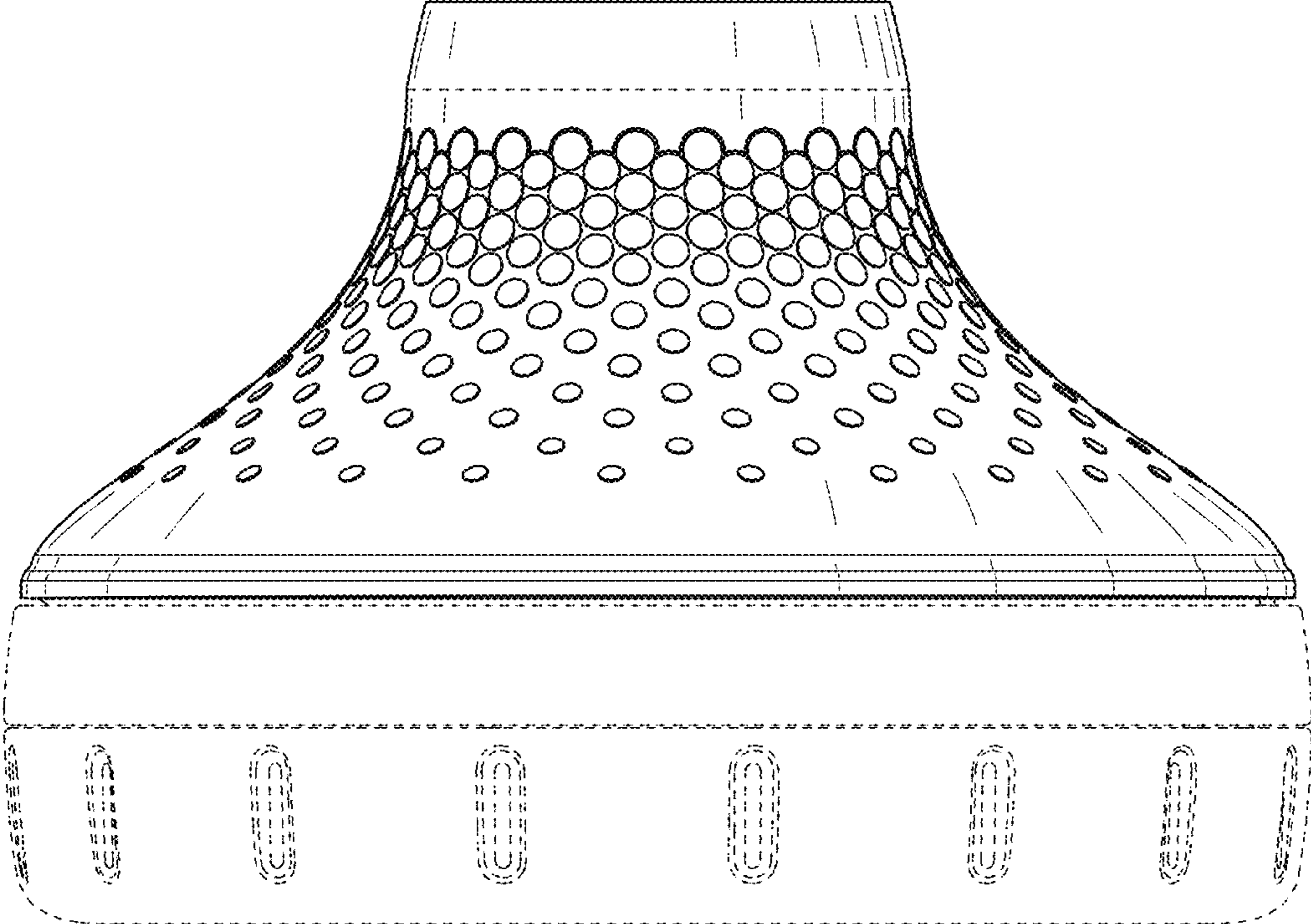


FIG. 6

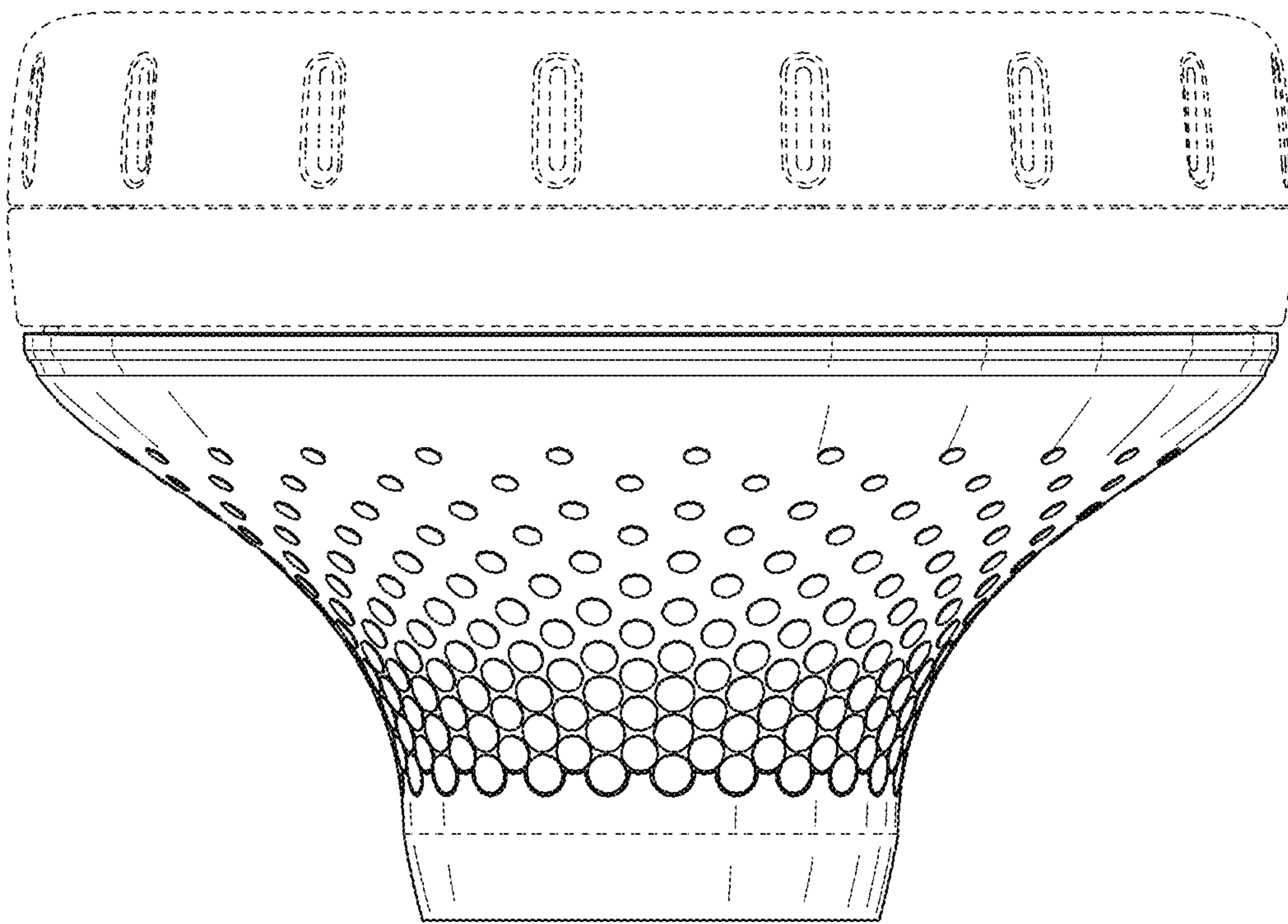


FIG. 7