



US00D780879S

(12) **United States Design Patent**
Lloyd

(10) **Patent No.:** **US D780,879 S**

(45) **Date of Patent:** **** Mar. 7, 2017**

(54) **ARTIFICIAL FISHING LURE**
(71) Applicant: **Jerrold Lloyd**, Millville, NJ (US)
(72) Inventor: **Jerrold Lloyd**, Millville, NJ (US)
(**) Term: **15 Years**

D667,920 S * 9/2012 Dahlberg D22/132
8,793,924 B2 * 8/2014 Hughes A01K 85/18
43/42.02
D721,415 S * 1/2015 Richardson D22/132
D724,692 S * 3/2015 Lloyd D22/132
D760,864 S * 7/2016 Stark D22/132

* cited by examiner

(21) Appl. No.: **29/549,974**

Primary Examiner — Catheri Oliver-Garcia

(22) Filed: **Dec. 29, 2015**

(51) **LOC (10) Cl.** **22-05**

(52) **U.S. Cl.**
USPC **D22/132**

(58) **Field of Classification Search**
USPC D22/126–133; 43/42, 42.08, 42.11,
43/42.26, 42.39, 42.03, 42.45, 42.13,
43/42.28, 26.2, 42.1
CPC A01K 85/16; A01K 85/18
See application file for complete search history.

(57) **CLAIM**

The ornamental design for an artificial fishing lure, as shown and described.

DESCRIPTION

FIG. 1 is a top view of the ornamental design for an artificial fishing lure showing my new design;
FIG. 2 is a bottom view thereof;
FIG. 3 is a side view thereof; and,
FIG. 4 is an opposite side view thereof.

(56) **References Cited**

U.S. PATENT DOCUMENTS

D465,544 S * 11/2002 Brinkman D22/132
7,308,773 B1 * 12/2007 McNaughton A01K 85/16
43/42.26

1 Claim, 2 Drawing Sheets

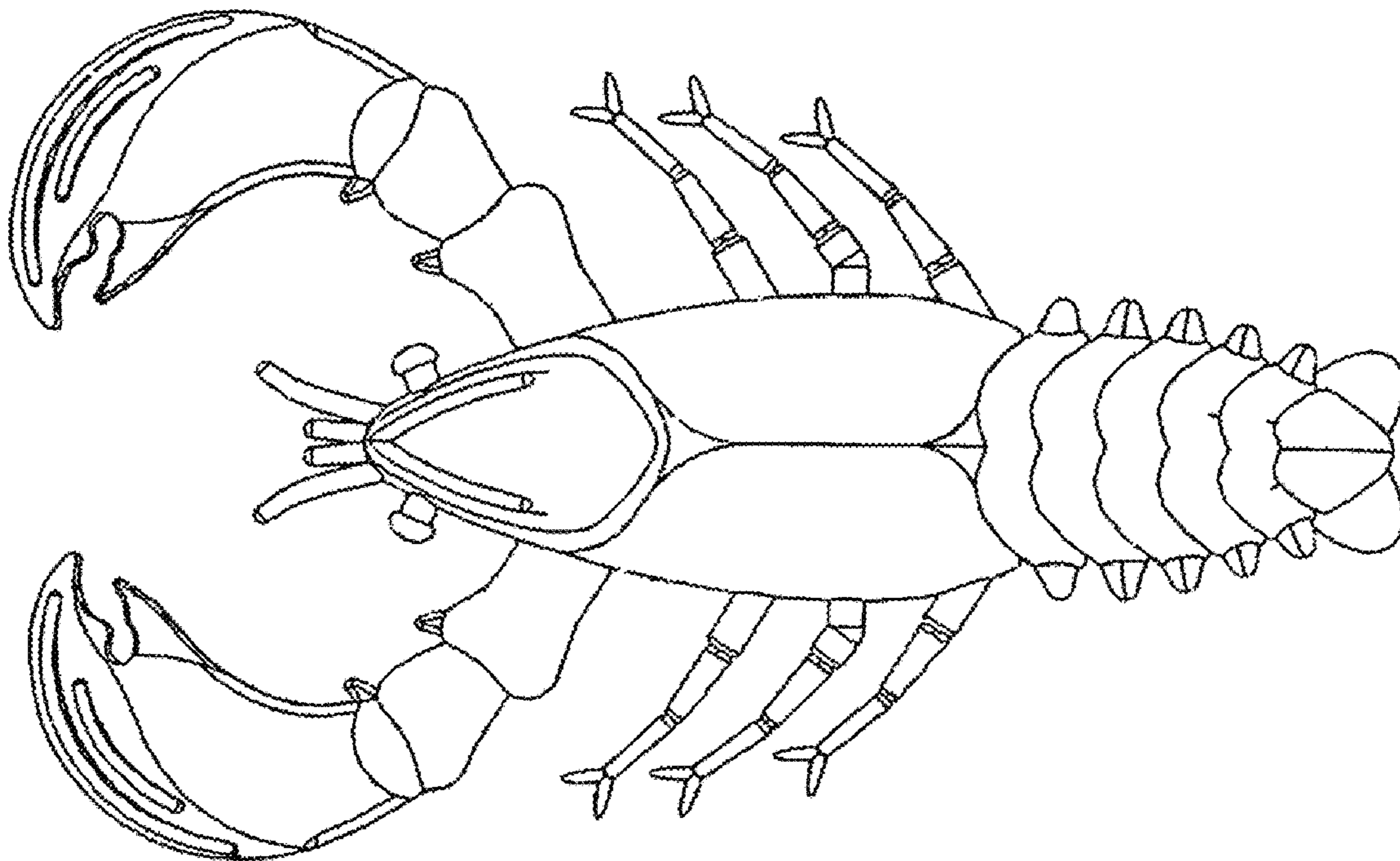


Figure 1

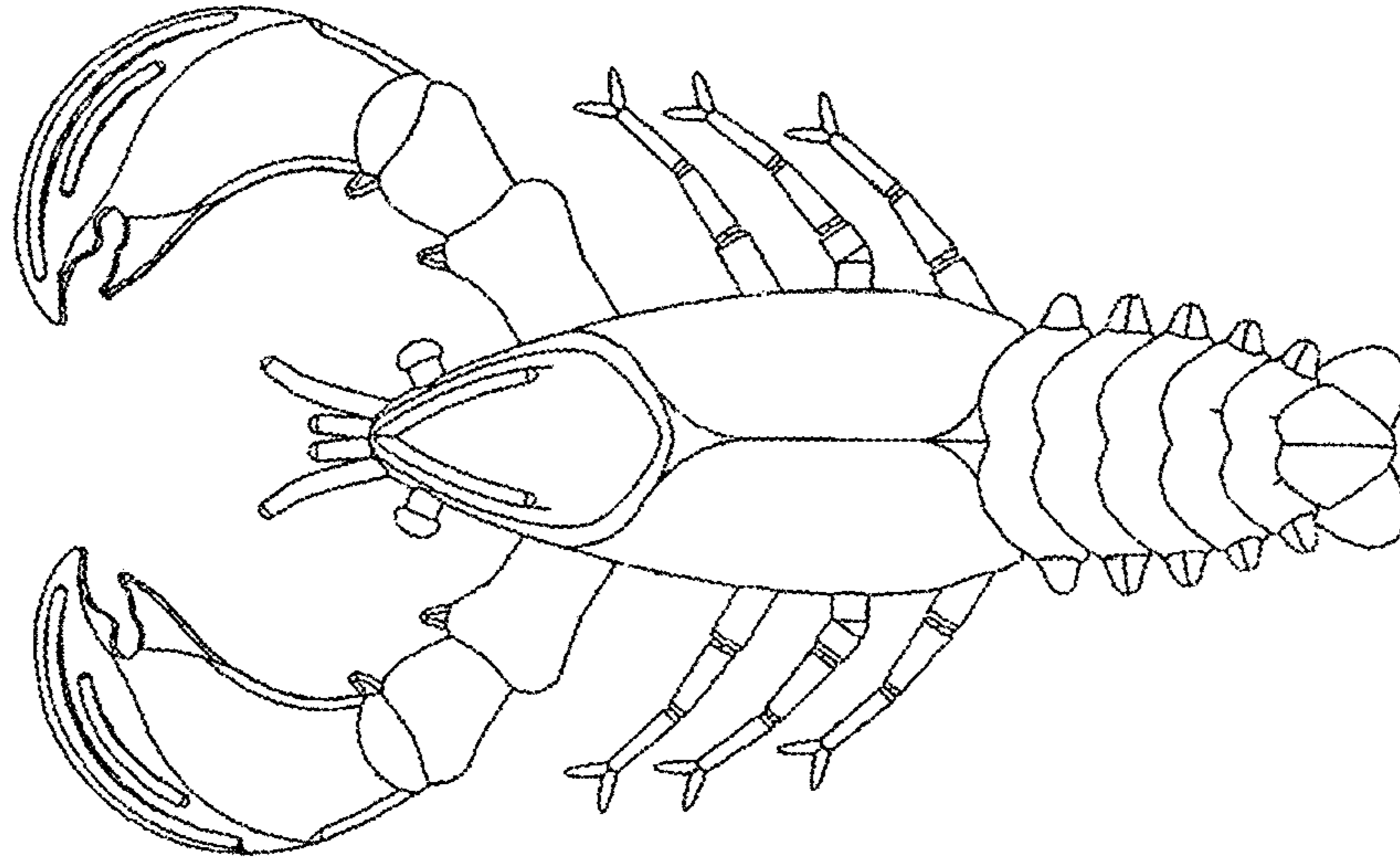


Figure 2

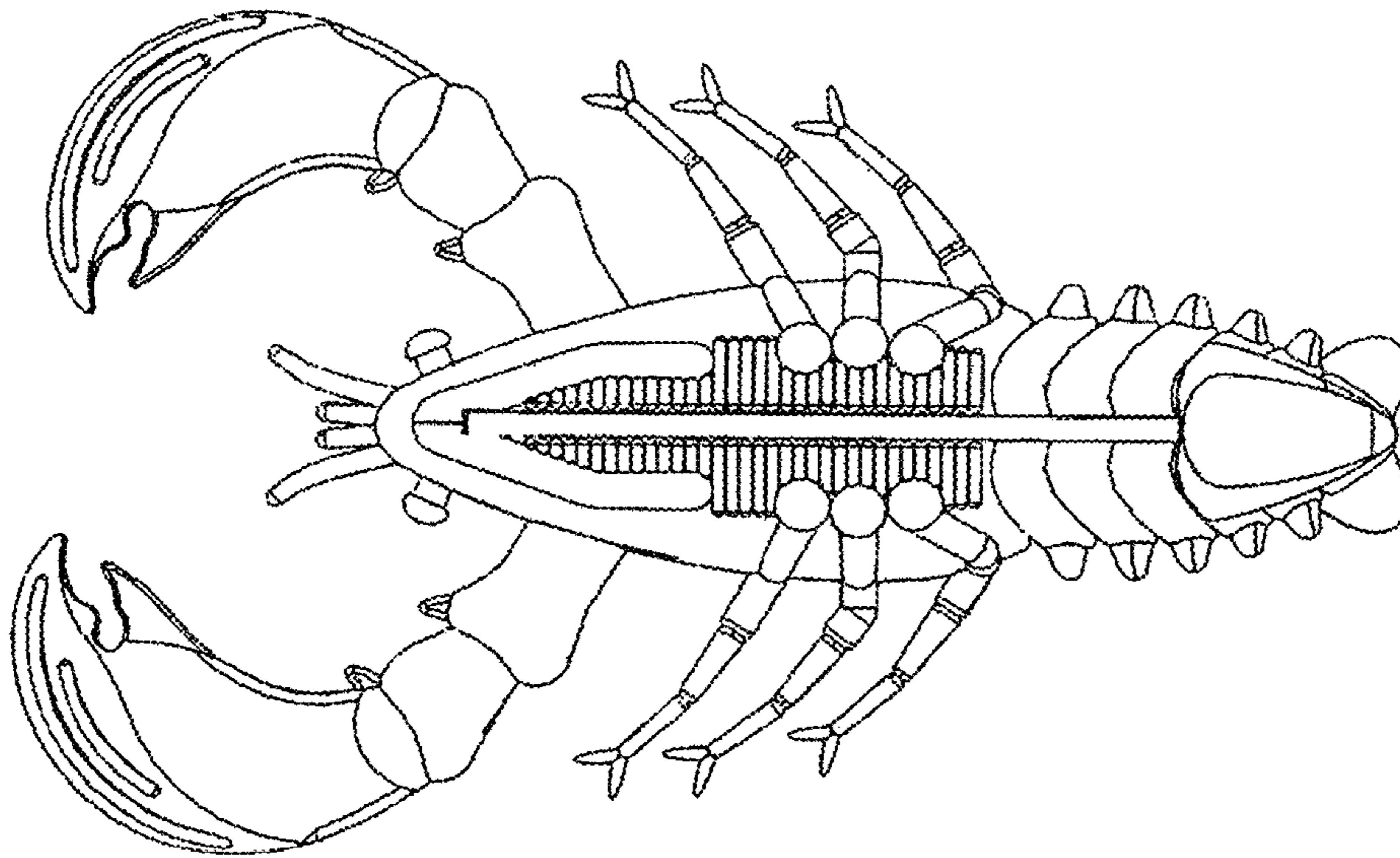


Figure 3

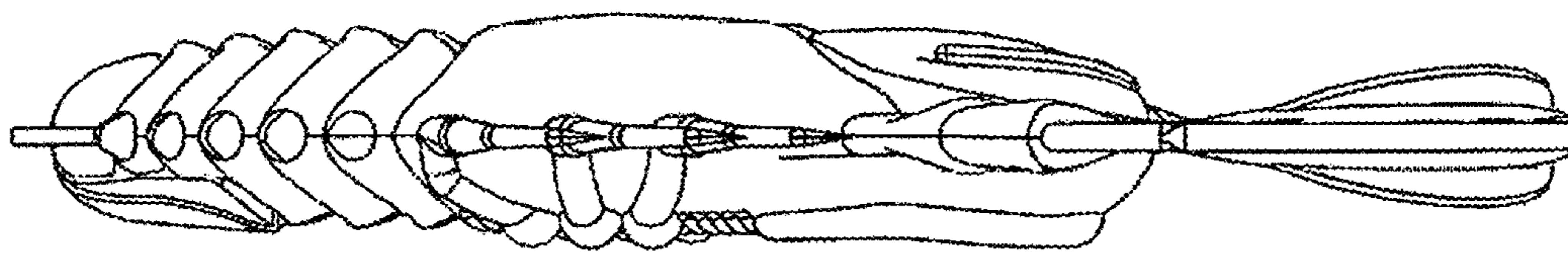


Figure 4

