



US00D780862S

(12) **United States Design Patent**
Brower et al.

(10) **Patent No.:** **US D780,862 S**
(45) **Date of Patent:** **** Mar. 7, 2017**

- (54) **BALL WITH SHORT AND LONG HAIR**
- (71) Applicant: **JAKKS Pacific, Inc.**, Santa Monica, CA (US)
- (72) Inventors: **Shawn Brower**, Woodland Hills, CA (US); **Anthony Lawlor**, Los Angeles, CA (US)
- (73) Assignee: **JAKKS Pacific, Inc.**, Santa Monica, CA (US)
- (**) Term: **15 Years**
- (21) Appl. No.: **29/546,713**
- (22) Filed: **Nov. 24, 2015**
- (51) **LOC (10) Cl.** **21-02**
- (52) **U.S. Cl.**
USPC **D21/707**; D21/714
- (58) **Field of Classification Search**
USPC D21/707-714, 301, 386, 398, 400, 406, D21/438-440, 466, 476, 498, 576-661; D30/160; D11/43, 44, 48, 70, 75, 76, 79, D11/81, 121, 124, 125; D24/193-195; 473/569, 575, 576, 596, 612, 614, 615; 446/72, 227, 421, 431, 486, 487, 490; 428/4, 11; 119/707-711
CPC A63B 65/00; A63B 65/06; A63B 65/12; A63B 65/122; A63B 65/125; A63B 65/127; A63B 67/002; A63B 67/08; A63B 67/083; A63B 67/086; A63B 67/10; A63B 67/16; A63B 67/18; A63B 67/183; A63B 37/00; A63B 37/14; A63B 39/00; A63B 39/06; A63B 2039/003; A63B 43/00; A63B 43/002; A63B 43/007; A63B 43/008; A63B 43/02; A63B 2043/001; A63B 59/20; A63B 2208/12; A63H 33/00; A63H 33/006; A63H 33/18
See application file for complete search history.

- 5,813,931 A * 9/1998 Gormley A63B 43/00 473/575
- 5,893,811 A * 4/1999 Stover A63B 43/02 473/573
- D413,697 S * 9/1999 Druhan D30/160
- 5,961,406 A * 10/1999 Hass A01K 15/025 119/707
- D452,050 S * 12/2001 Ritchey D30/160
- 6,378,464 B1 * 4/2002 Ritchey A01K 15/025 119/708
- D493,260 S * 7/2004 Oblack D21/624
- D603,111 S * 10/2009 Hass D30/160
- D650,535 S * 12/2011 Oblack D30/160

(Continued)

FOREIGN PATENT DOCUMENTS

- DE 4431430 A1 * 3/1996 A63B 65/10
- DE 19520661 A1 * 12/1996 A63B 69/3688
- FR 2031792 A6 * 11/1970 A63B 43/00

Primary Examiner — Catherine Tuttle
(74) *Attorney, Agent, or Firm* — Tope-McKay & Associates

(57) **CLAIM**

The ornamental design for a ball with short and long hair, as shown and described.


DESCRIPTION

FIG. 1 is a perspective view of a ball with short and long hair in accordance with the new design;
FIG. 2 is a front elevation view thereof;
FIG. 3 is a rear elevation view thereof;
FIG. 4 is a left side elevation view thereof;
FIG. 5 is a right side elevation view thereof;
FIG. 6 is a top plan view thereof; and,
FIG. 7 is a bottom plan view thereof.
Markings shown in dashed lines are for illustrative purpose only and not part of the claimed design.

1 Claim, 7 Drawing Sheets

(56) **References Cited**
U.S. PATENT DOCUMENTS

- 4,657,253 A * 4/1987 Lerner A63B 43/02 473/576
- D297,852 S * 9/1988 Gullickson D21/623



(56)

References Cited

U.S. PATENT DOCUMENTS

D677,652	S *	3/2013	Gifford	D14/217
D715,383	S *	10/2014	Crump	D11/158
D719,306	S *	12/2014	Byrne	D30/160
2004/0200433	A1 *	10/2004	Oblack	A01K 15/026 119/707
2006/0162673	A1 *	7/2006	Hurwitz	A01K 15/025 119/709
2010/0095901	A1 *	4/2010	Cooper	A01K 15/025 119/707
2012/0125267	A1 *	5/2012	Kelly	A01K 15/026 119/710
2015/0257364	A1 *	9/2015	Renforth	A01K 15/025 119/708

* cited by examiner




Fig. 1




Fig. 2




Fig. 3




Fig. 4



Fig. 5

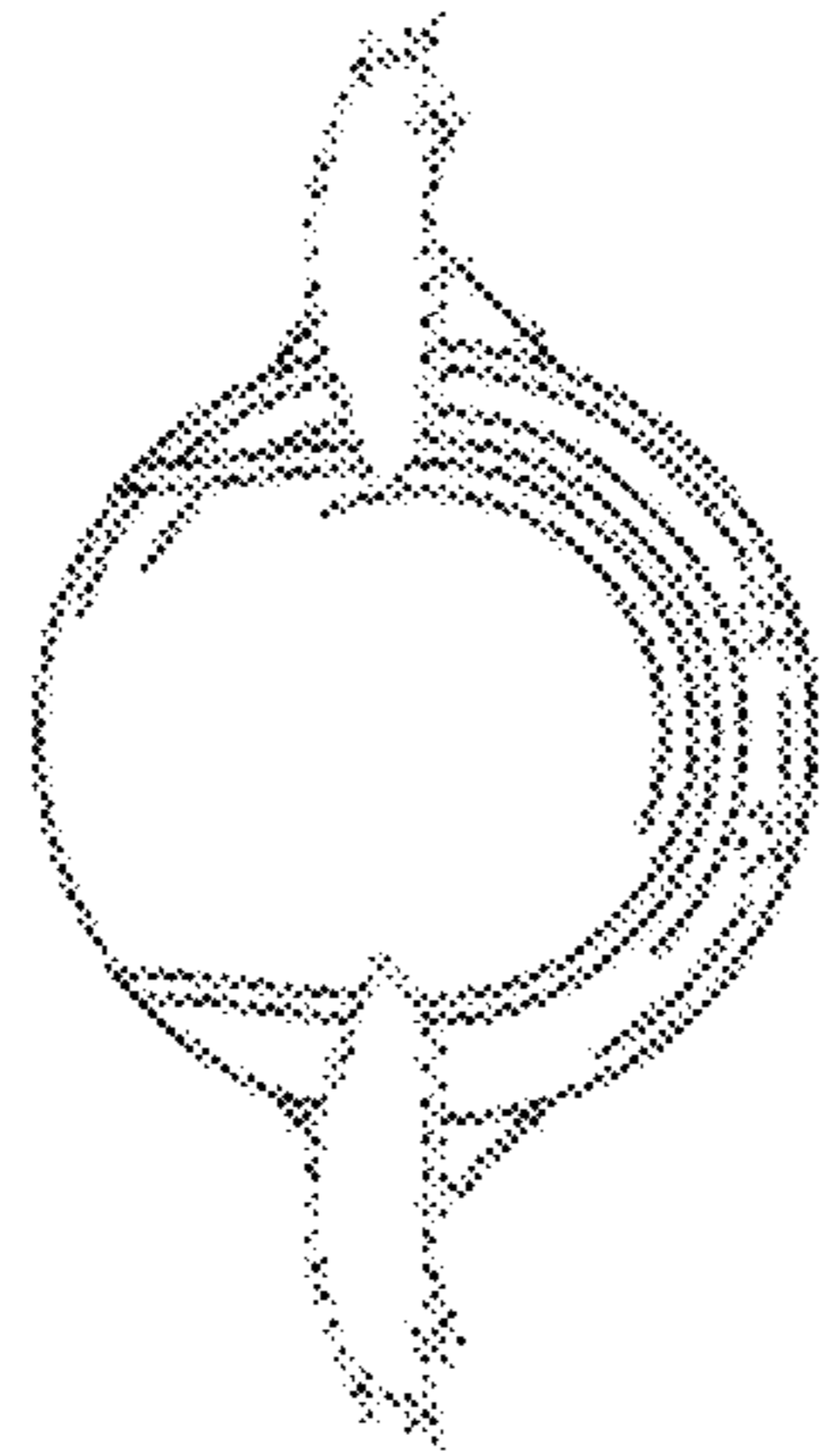


Fig. 6




Fig. 7