



US00D780758S

(12) **United States Design Patent** (10) **Patent No.:** **US D780,758 S**
Bailey et al. (45) **Date of Patent:** **** Mar. 7, 2017**

(54) **KEYBOARD**
(71) Applicant: **Microsoft Corporation**, Redmond, WA (US)
(72) Inventors: **Kate Bailey**, Seattle, WA (US); **Hua Wang**, Sammamish, WA (US)
(73) Assignee: **Microsoft Technolgy**, Redmond, WA (US)
(**) Term: **15 Years**

D728,583 S * 5/2015 Choi D14/455
D731,485 S * 6/2015 Kim D14/392
D731,486 S * 6/2015 Kim D14/392
D732,044 S * 6/2015 Longo D14/440
D733,153 S * 6/2015 Longo D14/440
D734,762 S * 7/2015 Itano D14/318
D740,296 S * 10/2015 Itano D14/318
D751,553 S * 3/2016 Kim D14/392
D754,659 S * 4/2016 Kim D14/392
D754,660 S * 4/2016 Kim D14/392
2006/0180450 A1* 8/2006 Clark G06F 3/0202
200/333
2011/0062008 A1* 3/2011 Cheng G06F 1/1613
200/5 A

(21) Appl. No.: **29/538,852**
(22) Filed: **Sep. 9, 2015**
(51) **LOC (10) Cl.** **14-02**
(52) **U.S. Cl.**
USPC **D14/392**
(58) **Field of Classification Search**
USPC D14/240, 315, 391-399, 433, 443, 447,
D14/455, 456; D18/1, 2, 7, 11
CPC G06F 1/1616; G06F 1/1632; G06F 3/0202;
G06F 3/0205; G06F 3/0219; G06F
3/0221; G06F 3/038; B41J 5/10
See application file for complete search history.

* cited by examiner


Primary Examiner — George D Kirschbaum
Assistant Examiner — Joseph Kukella
(74) *Attorney, Agent, or Firm* — Banner & Witcoff, Ltd.

(56) **References Cited**
U.S. PATENT DOCUMENTS
D516,079 S * 2/2006 Solomon D14/455
D676,848 S * 2/2013 Smith D14/391
D678,300 S * 3/2013 Groene D14/455
D682,832 S * 5/2013 Smith D14/391
D688,242 S * 8/2013 Smith D14/391
D692,902 S * 11/2013 Groene D14/455
D696,262 S * 12/2013 Groene D14/455
D705,227 S * 5/2014 Groene D14/392
D720,748 S * 1/2015 Groene D14/392

(57) **CLAIM**
The ornamental design for a keyboard, as shown and described.

DESCRIPTION
FIG. 1 is a front perspective view of a keyboard showing our new design;
FIG. 2 is a front view thereof;
FIG. 3 is a rear view thereof;
FIG. 4 is a right side view thereof;
FIG. 5 is a left side view thereof;
FIG. 6 is a top view thereof; and,
FIG. 7 is a bottom view thereof.
The broken line showing of the various unshaded elements of the keyboard in the figures is for environmental purposes only and forms no part of the claimed design.

1 Claim, 4 Drawing Sheets



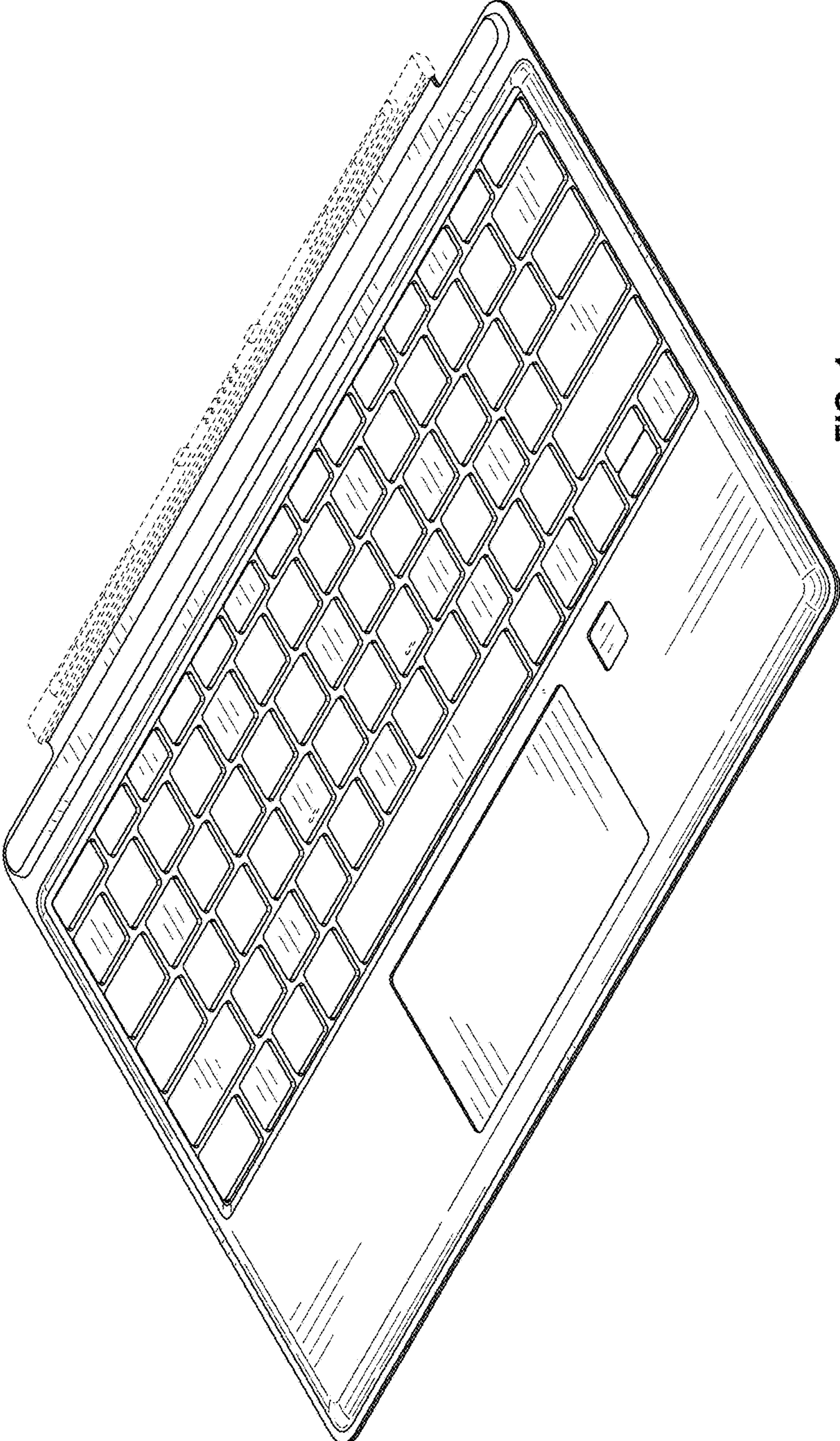


FIG. 1

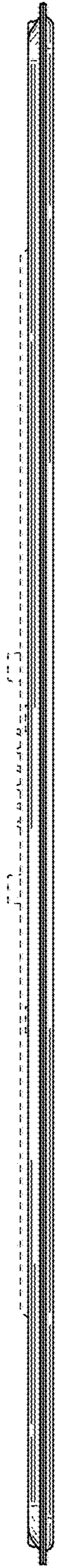


FIG. 2

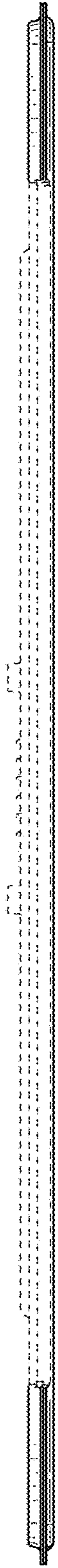


FIG. 3



FIG. 4




FIG. 5

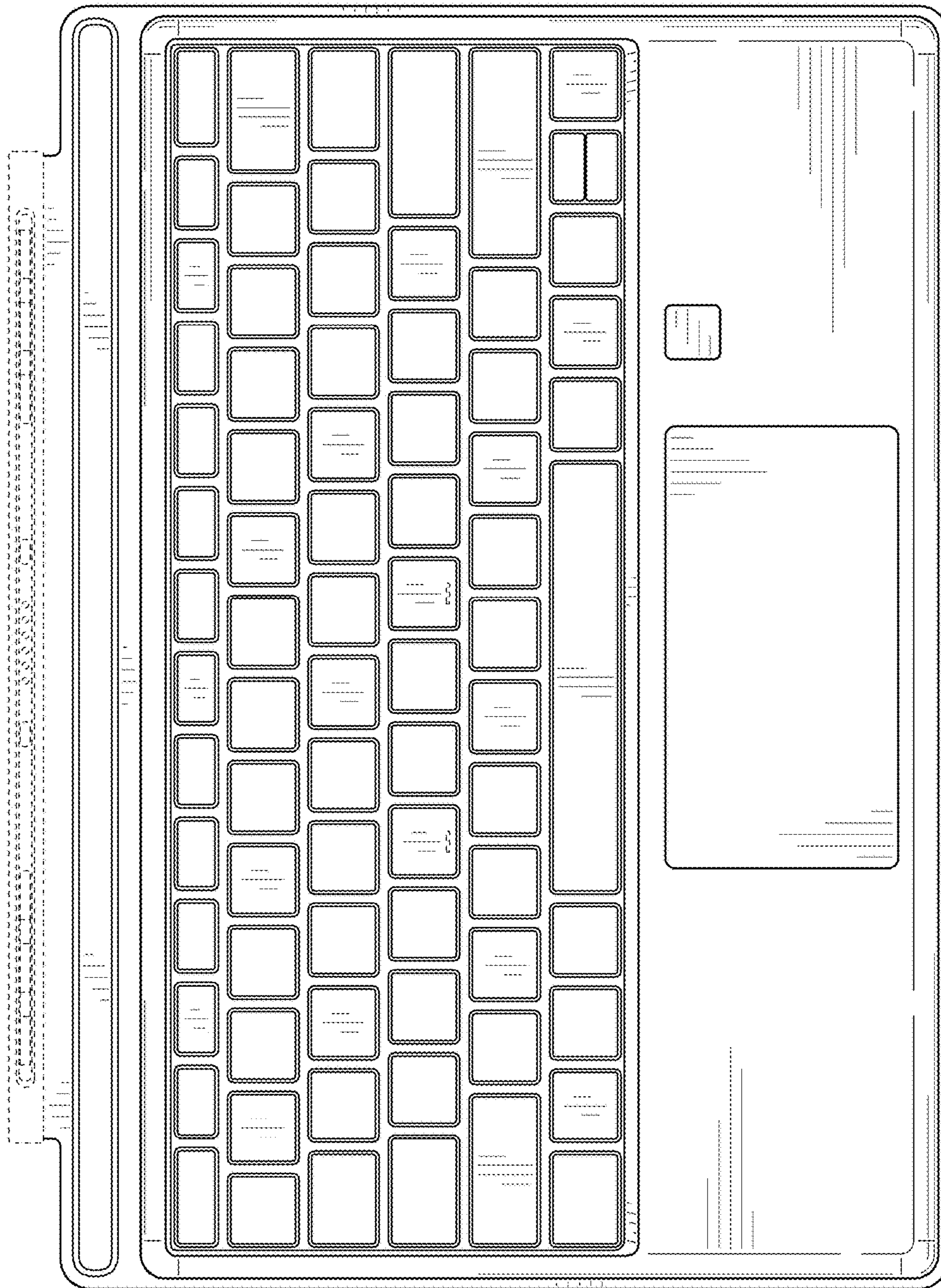


FIG. 6




FIG. 7