



US00D780754S

(12) **United States Design Patent** (10) **Patent No.:** **US D780,754 S**
Bae et al. (45) **Date of Patent:** **** Mar. 7, 2017**

(54) **DISPLAY DEVICE**

5/0017; H05K 5/0217; H05K 1/028;
G09F 15/0025; H04B 1/38; A47G 1/06

(71) Applicant: **SAMSUNG DISPLAY CO., LTD.**,
Yongin-si, Gyeonggi-do (KR)

See application file for complete search history.

(72) Inventors: **Jong Sung Bae**, Hwaseong-si (KR);
Mu Gyeom Kim, Hwaseong-si (KR);
Jung Hyun Kim, Yongin-si (KR);
Chang Yong Jeong, Yongin-si (KR)

(56) **References Cited**

U.S. PATENT DOCUMENTS

5,819,458 A *	10/1998	Hadden	A47G 1/0605 40/700
D627,779 S *	11/2010	Liao	D14/341
D641,352 S *	7/2011	Flagiello	D14/341
D668,250 S *	10/2012	Flagiello	D14/341
D669,468 S *	10/2012	Akana	D14/341
D695,736 S *	12/2013	Yu	D14/341
D713,403 S *	9/2014	Groene	D14/341
D721,671 S *	1/2015	Nam	D14/138 AD
2014/0004906 A1 *	1/2014	Chi	H04B 1/38 455/566
2014/0118271 A1	5/2014	Lee et al.	

(73) Assignee: **Samsung Display Co., Ltd.**, Yongin-si
(KR)

(**) Term: **15 Years**

(21) Appl. No.: **29/538,829**

(22) Filed: **Sep. 8, 2015**

(30) **Foreign Application Priority Data**

Mar. 9, 2015 (KR) 30-2015-0011841

(51) **LOC (10) Cl.** **14-02**

(52) **U.S. Cl.**
USPC **D14/374**

(58) **Field of Classification Search**
USPC D14/371-375, 125-129, 336, 337, 341,
D14/138 G, 138 AD, 485, 488-490;
341/12; 345/104, 156, 168, 173;
348/180, 184, 325, 739; 349/1, 2, 11, 62;
361/679.05-679.07, 679.21; D6/300,
D6/302, 308; D20/10
CPC G06F 1/16; G06F 1/1601; G06F 3/037;
G06F 1/162; G06F 1/1613; G06F 1/1652;
G06F 1/1656; G06F 3/011; G06F 1/1626;
F16M 11/02; F16M 11/10; F16M 11/00;
G02F 1/133308; G02F 1/133305; G09G
2340/0464; G09G 2320/0238; H05K

* cited by examiner

Primary Examiner — Freda S Nunn

(74) *Attorney, Agent, or Firm* — Lewis Roca Rothgerber
Christie LLP

(57) **CLAIM**

The ornamental design for a display device, as shown and
described.

DESCRIPTION

FIG. 1 is a perspective view of a display device;
FIG. 2 is a front view thereof;
FIG. 3 is a rear view thereof;
FIG. 4 is a left-side view thereof;
FIG. 5 is a right-side view thereof;
FIG. 6 is a top view thereof; and,
FIG. 7 is a bottom view thereof.

1 Claim, 7 Drawing Sheets

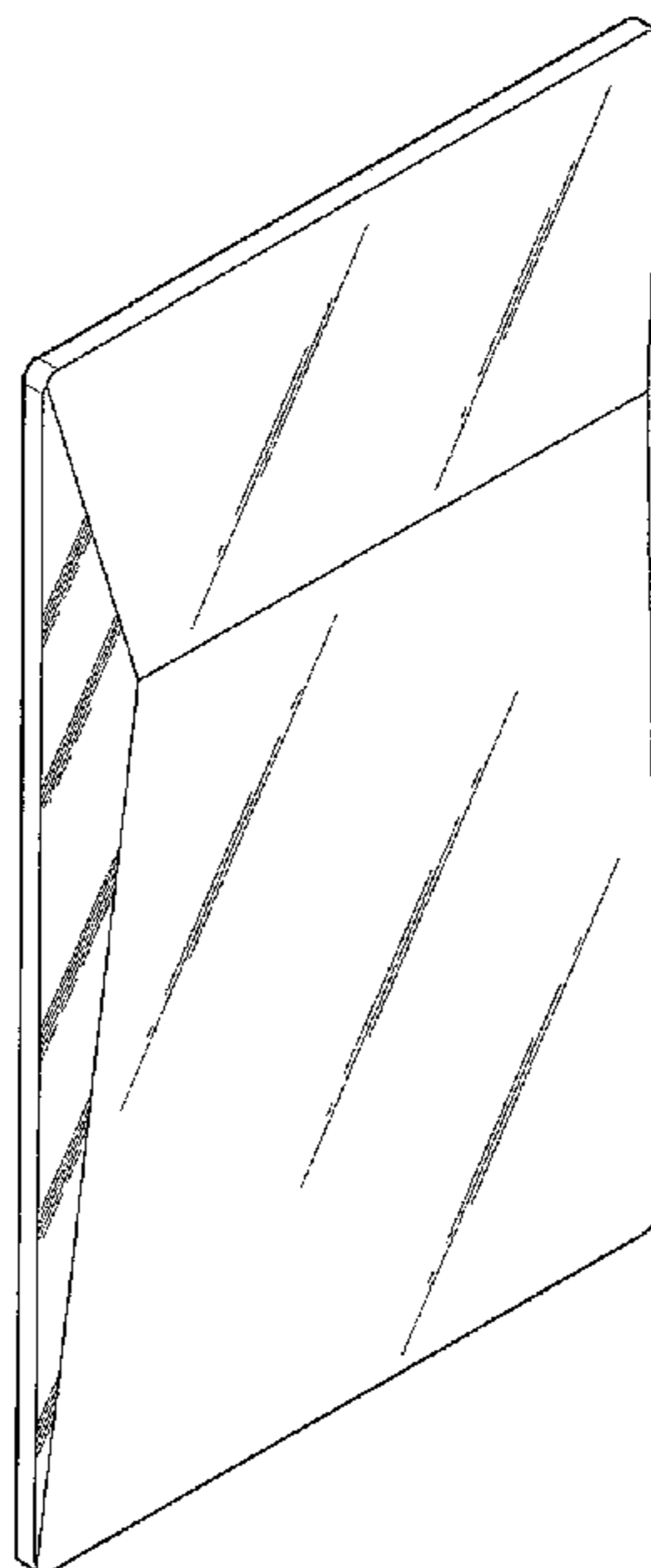


FIG. 1

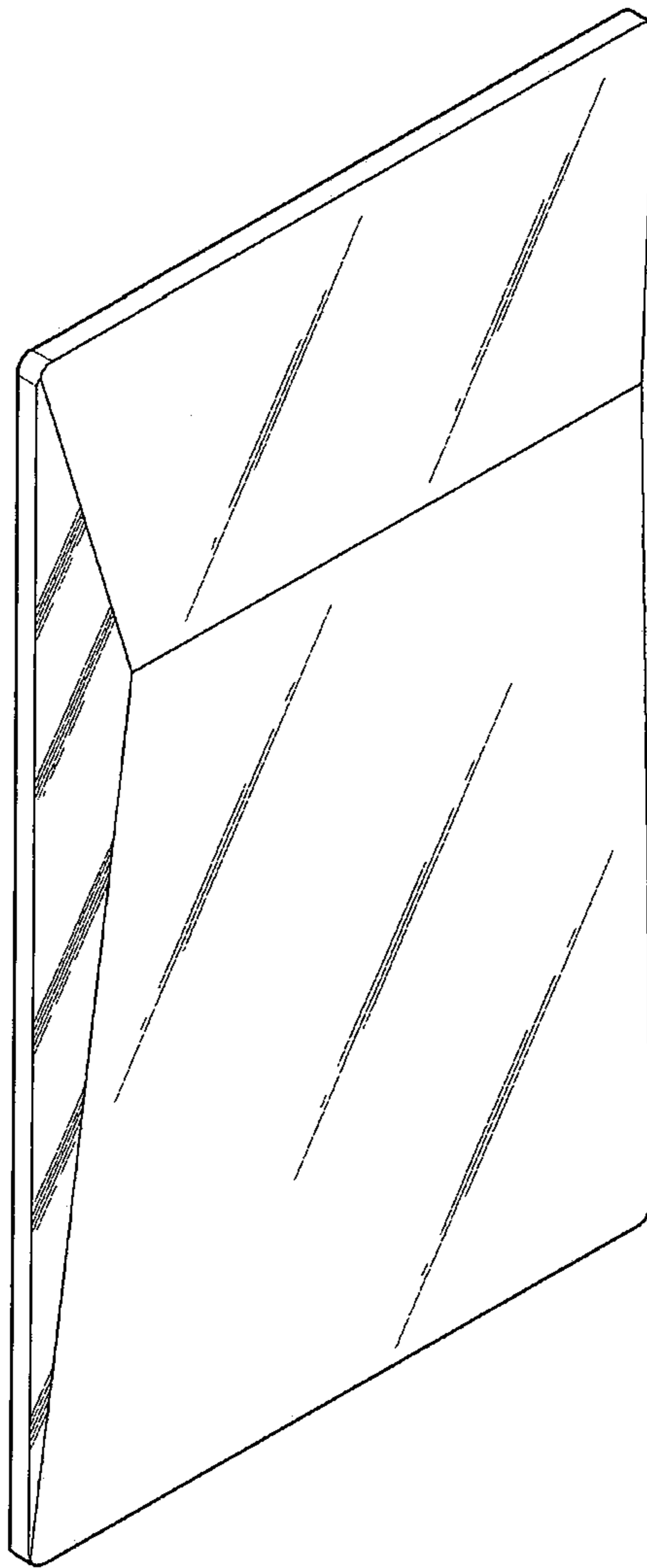


FIG. 2

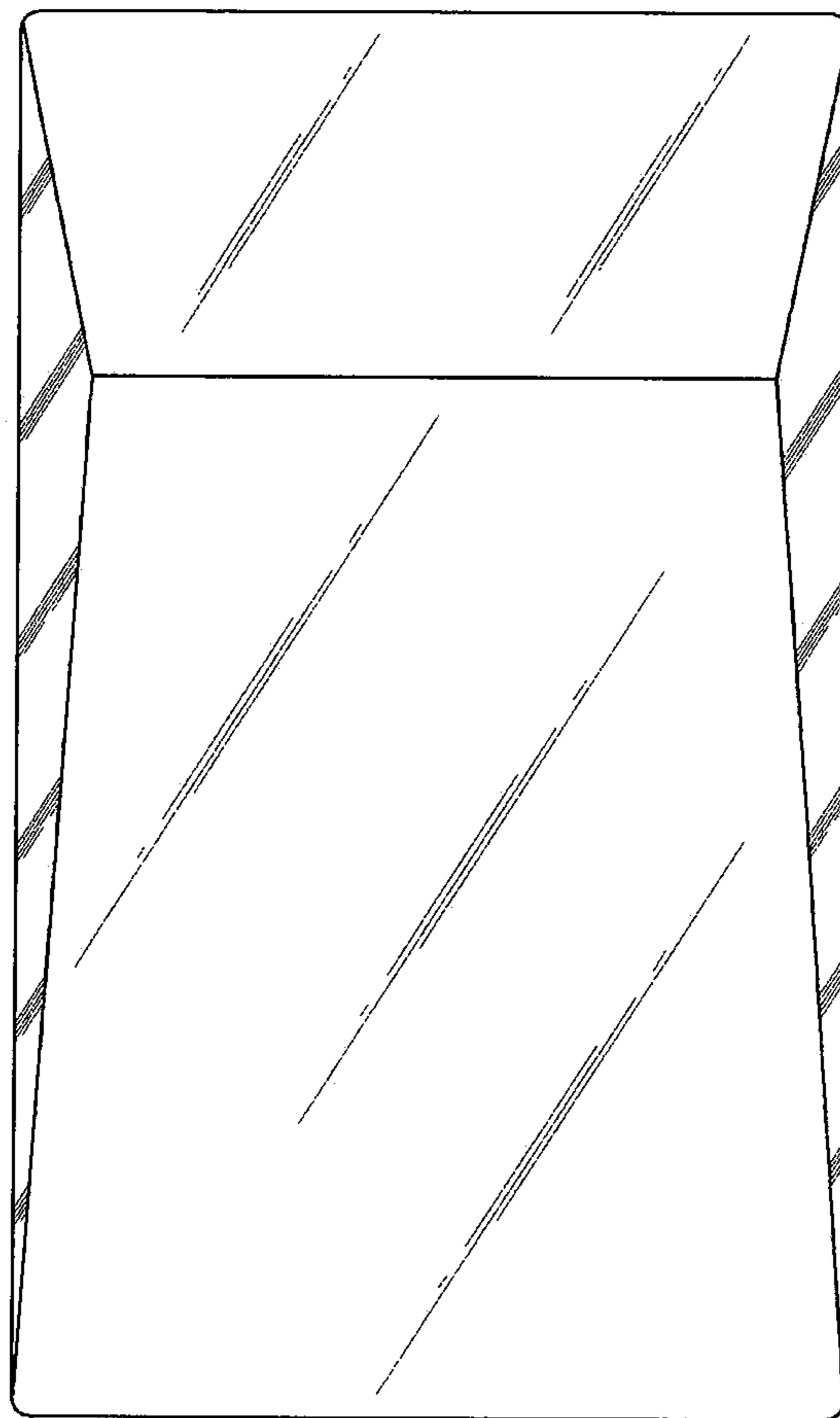


FIG. 3




FIG. 4



FIG. 5

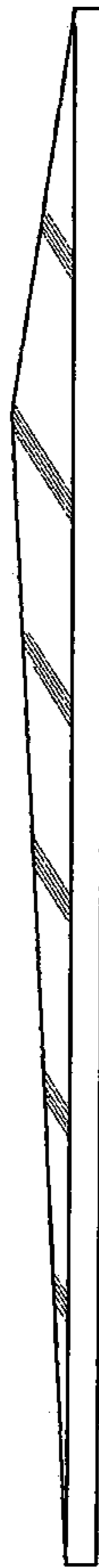


FIG. 6




FIG. 7

