



US00D780734S

(12) **United States Design Patent** (10) **Patent No.:** **US D780,734 S**
Ahn et al. (45) **Date of Patent:** **** Mar. 7, 2017**

(54) **MOBILE PHONE**

(71) Applicant: **LG ELECTRONICS INC.**, Seoul (KR)

(72) Inventors: **Yooshin Ahn**, Seoul (KR); **Hophil Lee**, Seoul (KR)

(73) Assignee: **LG Electronics Inc.**, Seoul (KR)

(**) Term: **14 Years**

(21) Appl. No.: **29/516,154**

(22) Filed: **Jan. 29, 2015**

(30) **Foreign Application Priority Data**

Jul. 30, 2014 (KR) 30-2014-0037525

(51) **LOC (10) Cl.** **14-03**

(52) **U.S. Cl.**
USPC **D14/248**

(58) **Field of Classification Search**
USPC D14/138 G, 248, 138 AD, 138 C,
D14/138 AC, 138 R, 203.7, 203.3, 203.1,
D14/496, 341

CPC .. G06F 1/1626; G06F 1/1652; H04M 1/0266;
H04M 1/0202-1/035; H04M 1/0279
See application file for complete search history.

(56) **References Cited**

U.S. PATENT DOCUMENTS

D640,578 S * 6/2011 Aihara D10/65
D707,195 S * 6/2014 Kim D14/138 G
D707,645 S * 6/2014 Kim D14/138 G
D707,647 S * 6/2014 Kim D14/138 G
D712,861 S * 9/2014 Fujimura D14/138 G
D721,342 S * 1/2015 Kim D14/138 G
D725,069 S * 3/2015 Choe D14/138 G
D733,086 S * 6/2015 Park D14/138 G
D733,087 S * 6/2015 Park D14/138 G

D734,733 S * 7/2015 Park D14/138 G
D736,171 S * 8/2015 Lee D14/138 G
D736,737 S * 8/2015 Lee D14/138 G
D737,239 S * 8/2015 Lee D14/138 G
D738,843 S * 9/2015 Yoon D14/138 G
D740,247 S * 10/2015 Park D14/138 G
D741,832 S * 10/2015 Lee D14/138 G

(Continued)

OTHER PUBLICATIONS

LG G Flex2 pictures, official photos, Feb. 2015, [online], [site visited Sep. 22, 2016]. Retrieved from: <url:http://www.gsmarena.com/lg_g_flex2-pictures-6916.php>.*

(Continued)

Primary Examiner — Jeffrey D Asch

Assistant Examiner — Tracey J Bell

(74) *Attorney, Agent, or Firm* — Birch, Stewart, Kolasch & Birch, LLP

(57) **CLAIM**

The ornamental design for a mobile phone, as shown and described.

DESCRIPTION

FIG. 1 is a rear perspective view of a mobile phone showing our new design;

FIG. 2 is a front view thereof;

FIG. 3 is a rear view thereof;

FIG. 4 is a left side view thereof;

FIG. 5 is a right side view thereof;

FIG. 6 is a top plan view thereof; and,

FIG. 7 is a bottom plan view thereof.

The broken lines depict portions of the mobile phone that form no part of the claimed design. The dash-dot broken lines define the bounds of the claimed design and form no part thereof.

1 Claim, 6 Drawing Sheets



(56)

References Cited

U.S. PATENT DOCUMENTS

D743,367 S * 11/2015 Kim D14/138 G
D746,787 S * 1/2016 Kim D14/138 G
D757,674 S * 5/2016 Seo D14/138 G
D762,606 S * 8/2016 Kim D14/138 G
D763,218 S * 8/2016 Lim D14/138 G
D764,427 S * 8/2016 Park D14/138 G

OTHER PUBLICATIONS

LG G Flex pictures, official photos, Nov. 2013, [online], [site visited Sep. 22, 2016]. Retrieved from: <url:http://www.gsmarena.com/lg_g_flex-pictures-5806.php>.*

Nexus concept by 91 mobile enlarged image, Jul. 2014, [online], [site visited Sep. 23, 2016]. Retrieved from: <url:http://www.highlightpress.com/report-early-lg-g3-release-date-wont-forward-google-nexus-6-launch/12461/sdavis>.*

* cited by examiner

FIG. 1

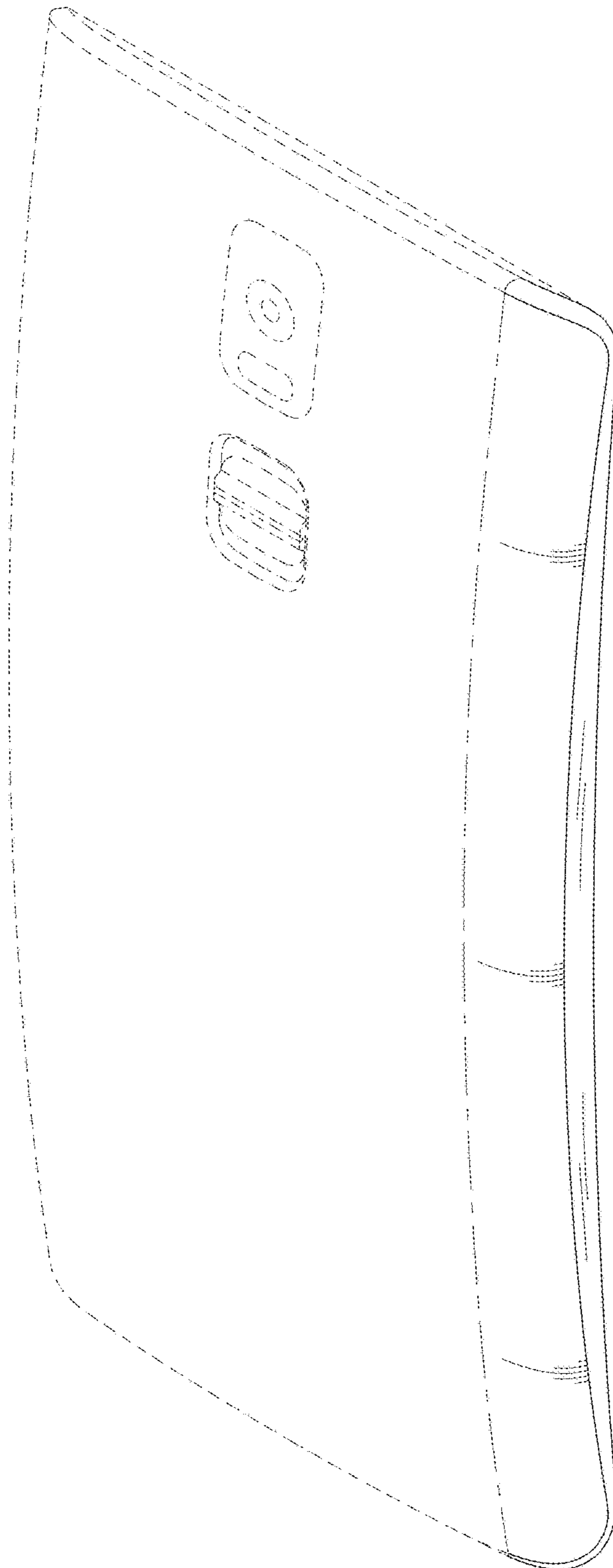


FIG. 2




FIG. 3




FIG. 4




FIG. 5



FIG. 6




FIG. 7

