



US00D780715S

(12) **United States Design Patent**
Nakagawa et al.

(10) **Patent No.:** **US D780,715 S**

(45) **Date of Patent:** **** Mar. 7, 2017**

- (54) **HEADPHONE**
- (71) Applicant: **Panasonic Intellectual Property Management Co., Ltd., Osaka (JP)**
- (72) Inventors: **Hitoshi Nakagawa, Osaka (JP); Mikiyasu Ishikura, Kyoto (JP); Osamu Fukuda, Osaka (JP); Chris Vernall, London (GB)**
- (73) Assignee: **Panasonic Intellectual Property Management Co., Ltd., Osaka (JP)**
- (**) Term: **15 Years**

- 5,018,599 A * 5/1991 Dohi H04R 1/1008
181/129
- D317,767 S * 6/1991 Banks D14/205
- 5,035,005 A * 7/1991 Hung H04M 1/05
2/209
- 5,056,161 A * 10/1991 Breen H04R 1/1066
2/209
- D323,167 S * 1/1992 Yamazaki D14/205
- D351,172 S * 10/1994 Nakamura D14/205
- D375,825 S * 11/1996 Whidden D2/866
- 5,574,795 A * 11/1996 Seki H04R 5/0335
381/370
- D467,580 S * 12/2002 Mori D14/223
- D473,539 S * 4/2003 O'Leary D14/205
- D549,688 S * 8/2007 Suzuki D14/205

(Continued)

(21) Appl. No.: **29/549,182**

(22) Filed: **Dec. 18, 2015**

(30) **Foreign Application Priority Data**

Jul. 24, 2015 (JP) 2015-016533

(51) **LOC (10) Cl.** **14-01**

(52) **U.S. Cl.**
USPC **D14/205**

(58) **Field of Classification Search**
USPC D14/205; D29/112; 24/3.1; 181/129,
181/130, 135; 379/430, 431; 381/380,
381/381, 374, 378, 383, 379, 371; 2/209
CPC H04R 25/00; H04R 5/033; H04R 5/0335;
H04R 1/02; H04R 1/1066; H04R 1/105;
A43C 11/1406
See application file for complete search history.

(56) **References Cited**

U.S. PATENT DOCUMENTS

- D246,519 S * 11/1977 Kato D14/205
- 4,455,457 A * 6/1984 Akira H04R 5/0335
181/141
- D310,081 S * 8/1990 Daido D14/205

FOREIGN PATENT DOCUMENTS

JP D1503285 7/2014

Primary Examiner — Paula Greene

(74) *Attorney, Agent, or Firm* — Panasonic IP Management; Kerry S. Culpepper


(57) **CLAIM**

We claim the ornamental design for a headphone, as shown and described.

DESCRIPTION

FIG. 1 is a top perspective view of a headphone of the present invention;
 FIG. 2 is a front view thereof;
 FIG. 3 is a rear view thereof;
 FIG. 4 is a left side view thereof;
 FIG. 5 is a right side view thereof;
 FIG. 6 is a top view thereof; and,
 FIG. 7 is a bottom view thereof.
 The broken line showing of headphone is included for the purpose of illustrating environment and forms no part of the claimed design.

1 Claim, 7 Drawing Sheets



(56)

References Cited

U.S. PATENT DOCUMENTS

7,388,960	B2 *	6/2008	Kuo	H04R 1/1041 379/430
D603,370	S *	11/2009	Suzuki	D14/205
D636,377	S *	4/2011	Morisawa	D14/205
D661,685	S *	6/2012	Lee	D14/205
D663,286	S *	7/2012	Morisawa	D14/205
8,314,883	B2 *	11/2012	Richardson	H04M 1/0208 348/373
8,559,665	B2 *	10/2013	Schmidt	H04R 1/1066 381/370
D700,590	S *	3/2014	Heath	D14/205
8,732,864	B2 *	5/2014	Fountain	A61F 11/14 2/209
8,818,011	B2 *	8/2014	Chen	H04R 1/1066 381/370
D725,628	S *	3/2015	Tompkin	D14/205
D727,286	S *	4/2015	Galler	D14/205
D727,287	S *	4/2015	Ishikura	D14/205
D736,176	S *	8/2015	Rapitsch	D14/205
D768,110	S *	10/2016	Suzuki	D14/205
2001/0017925	A1 *	8/2001	Ceravolo	H04M 1/05 381/370

* cited by examiner

FIG. 1

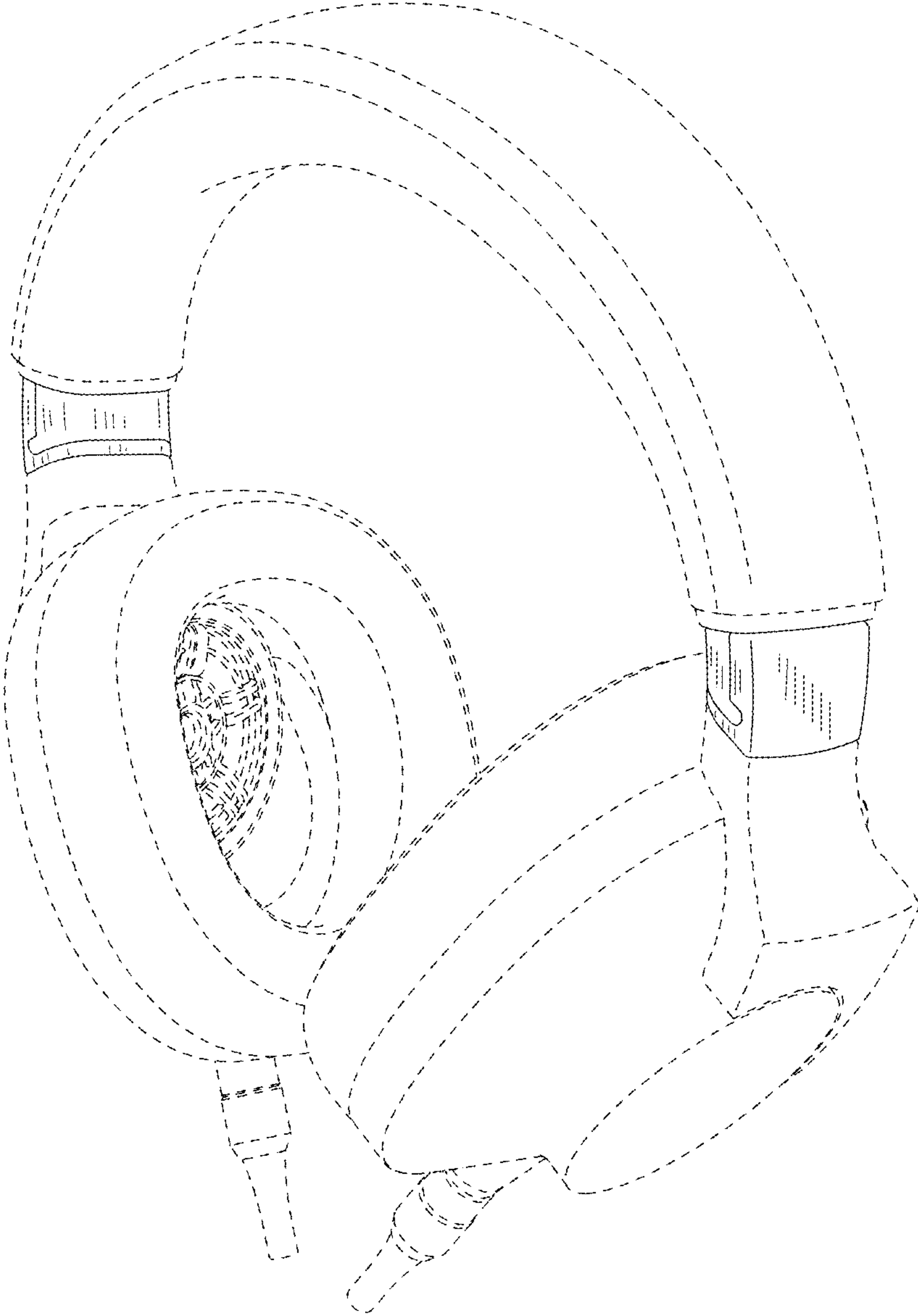


FIG. 2




FIG. 3




FIG. 4

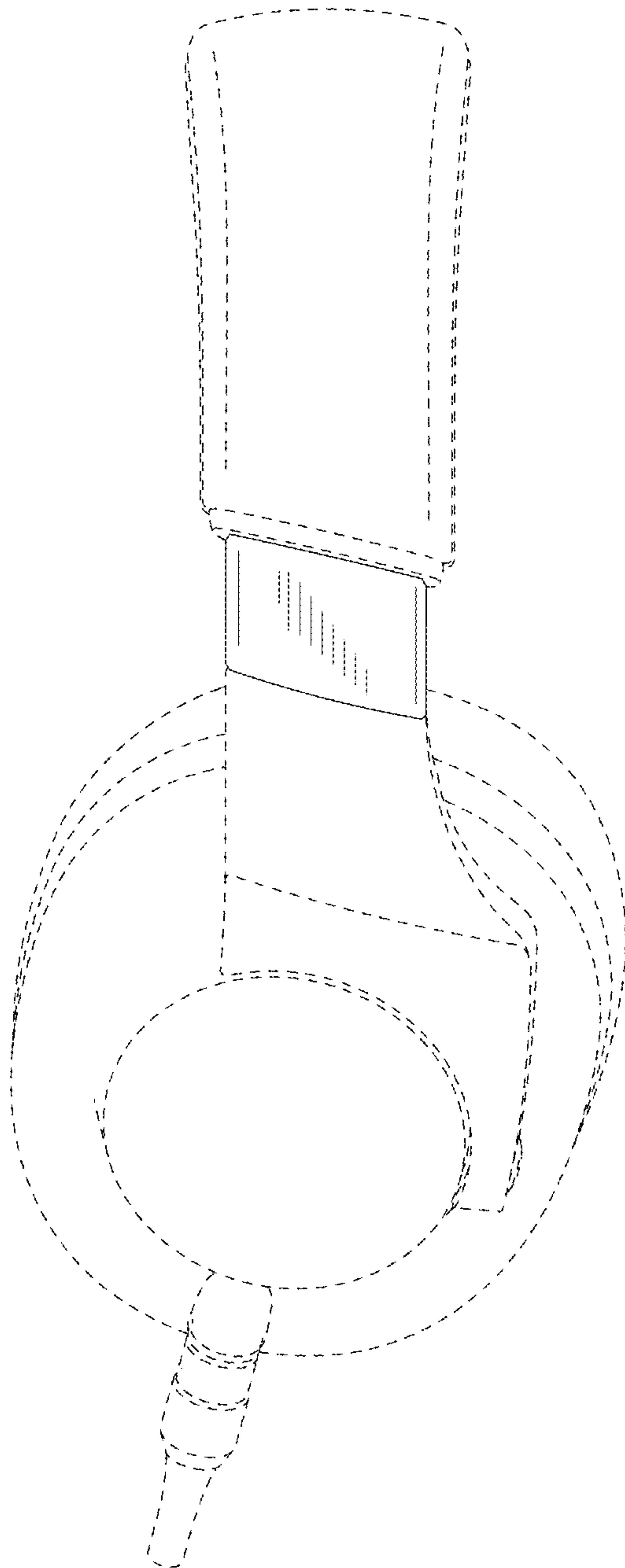


FIG. 5

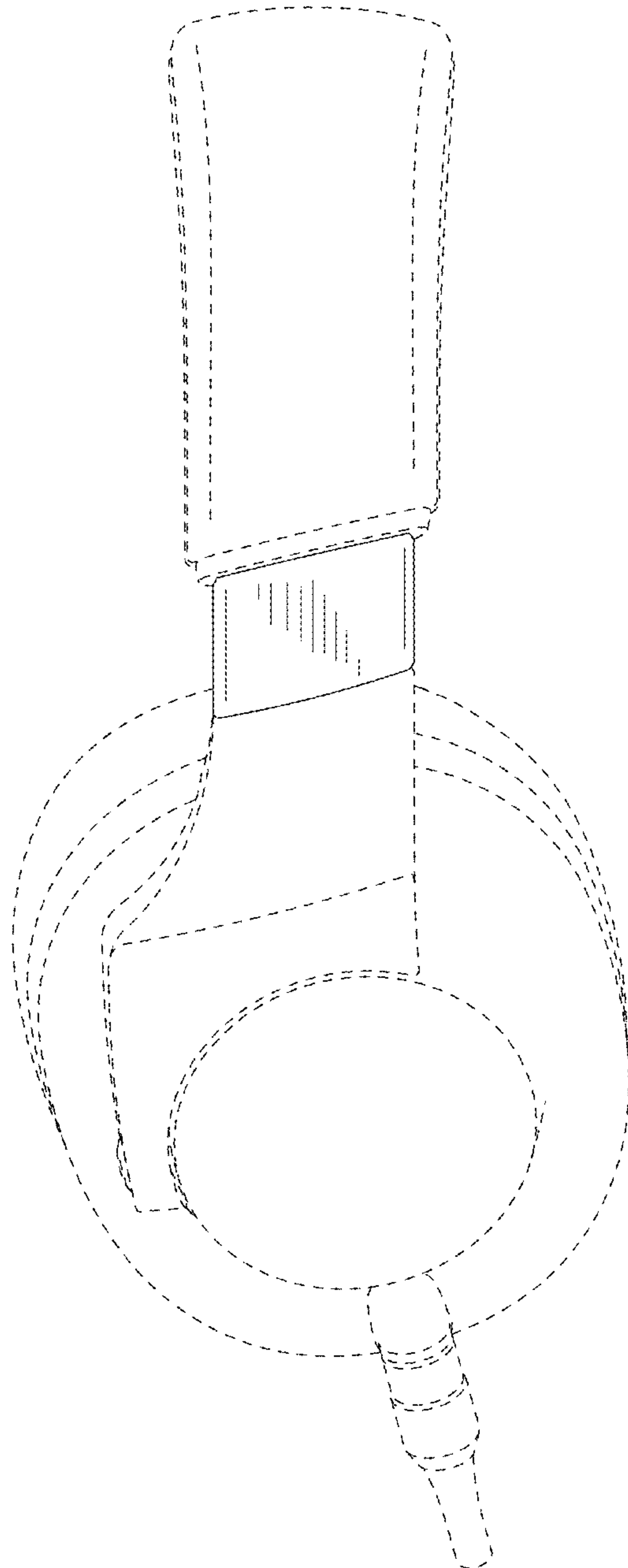


FIG. 6




FIG. 7

