



US00D780694S

(12) **United States Design Patent**
Wang

(10) **Patent No.:** **US D780,694 S**
(45) **Date of Patent:** **** Mar. 7, 2017**

(54) **CAR CHARGER**
(71) Applicant: **Hao Wang**, Shenzhen (CN)
(72) Inventor: **Hao Wang**, Shenzhen (CN)
(**) Term: **14 Years**
(21) Appl. No.: **29/513,149**
(22) Filed: **Dec. 29, 2014**

(30) **Foreign Application Priority Data**

Jun. 27, 2014 (CN) 2014 3 0207875

(51) **LOC (10) Cl.** **13-03**

(52) **U.S. Cl.**
USPC **D13/144; D13/110**

(58) **Field of Classification Search**
USPC D13/144, 101, 107, 108, 110, 118, 119,
D13/133, 184, 199; D14/155, 432, 434,
D14/435.1, 356, 480.1, 480.7; 320/107,
320/108, 109, 110, 111, 112, 113, 114,
320/115; 439/300, 620.01, 638, 668, 669,
439/675, 825; 363/146
CPC .. H01R 31/065; H01R 24/58; H01R 220/126;
H02J 7/0003; H02J 7/0042; H02J 7/0045;
H02J 2007/0062

See application file for complete search history.

(56) **References Cited**

U.S. PATENT DOCUMENTS

D398,287 S * 9/1998 Luminosu D13/107
5,964,623 A * 10/1999 Maher H01R 13/506
439/483

D592,594 S * 5/2009 Stiff D13/110
D620,441 S * 7/2010 Hou D13/144
D631,836 S * 2/2011 Kao D13/108
D637,557 S * 5/2011 Wegener D13/144
7,973,512 B2 * 7/2011 Sage H02J 7/0047
320/107
8,633,674 B2 * 1/2014 Law H02J 7/0045
320/110
D718,242 S * 11/2014 Aspinall D13/144

* cited by examiner

Primary Examiner — Derrick Holland

(57) **CLAIM**

The ornamental design for a car charger, as shown and described.

DESCRIPTION

FIG. 1 is a front elevational view of a car charger showing my new design, with the charging cable removed for ease of illustration;

FIG. 2 is a rear elevational view thereof;

FIG. 3 is a left side view thereof;

FIG. 4 is a right side view thereof;

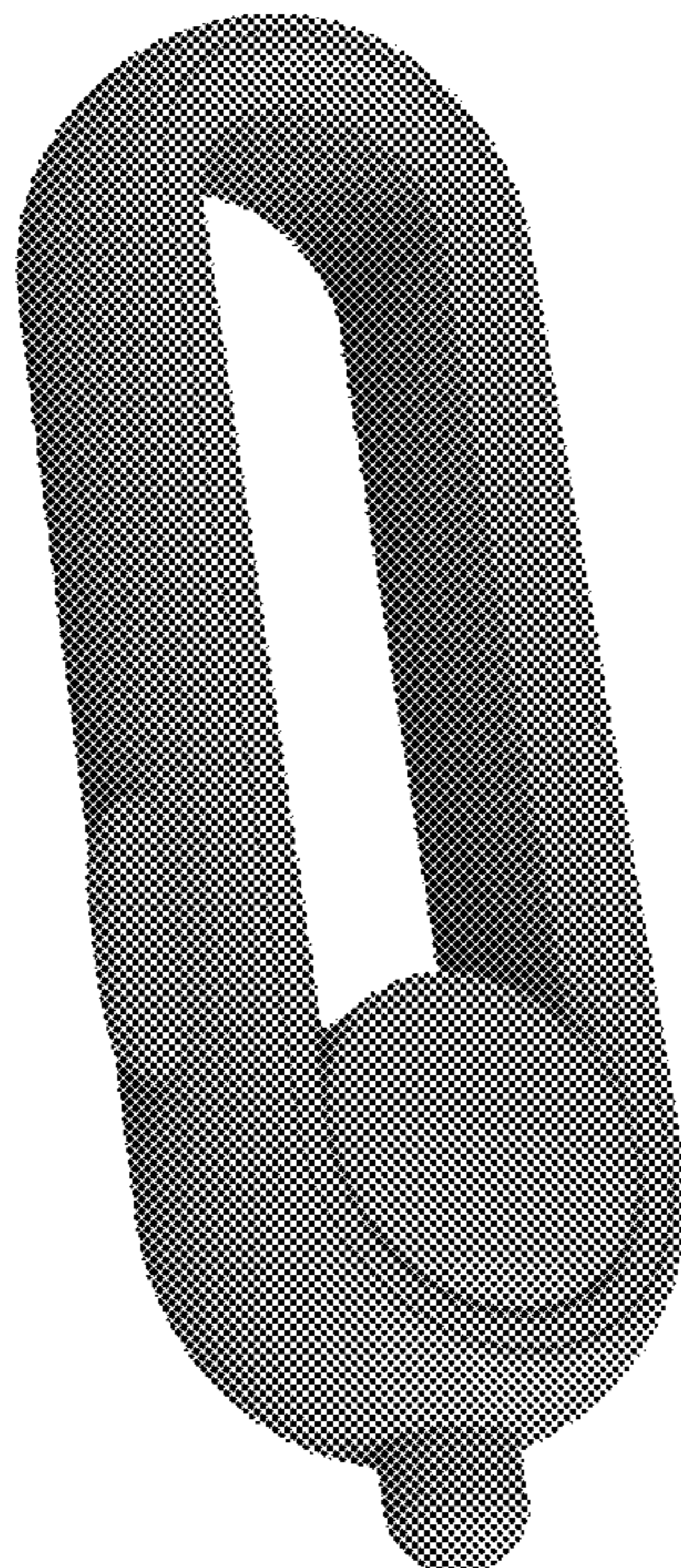
FIG. 5 is a top plan view thereof;

FIG. 6 is a bottom plan view thereof;

FIG. 7 is a perspective view thereof; and,

FIG. 8 is a perspective view thereof, with the charging cable.

1 Claim, 7 Drawing Sheets






Fig. 1




Fig. 2




Fig. 3




Fig. 4




Fig. 5




Fig. 6

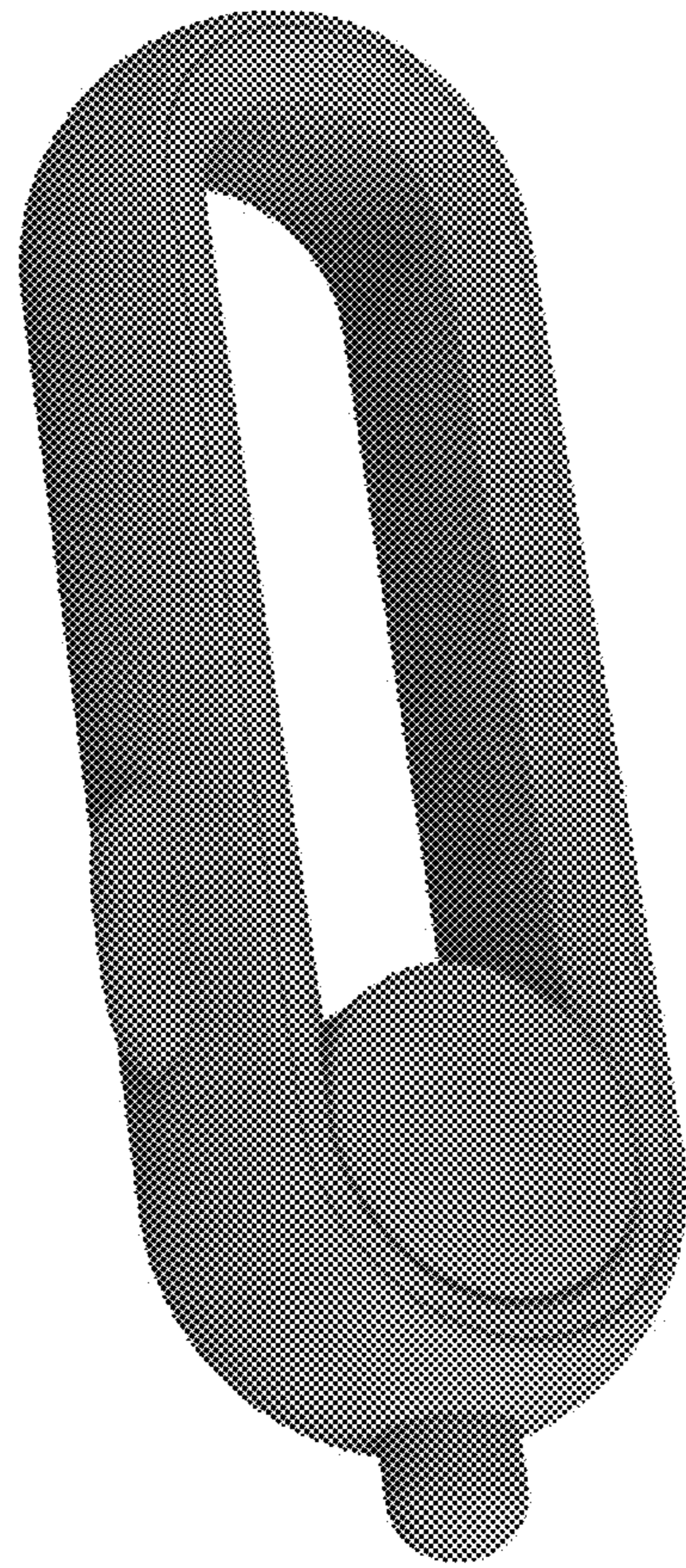


Fig. 7




Fig. 8