



US00D780685S

(12) **United States Design Patent**
Krier et al.

(10) **Patent No.:** **US D780,685 S**
(45) **Date of Patent:** **** Mar. 7, 2017**

(54) **TIRE**
(71) Applicant: **The Goodyear Tire & Rubber Company, Akron, OH (US)**
(72) Inventors: **Jean-Julien Edouard Ghislain Krier, Bastogne (BE); Georges Gaston Feider, Bettborn (LU)**
(73) Assignee: **The Goodyear Tire & Rubber Company, Akron, OH (US)**
(**) Term: **15 Years**

(21) Appl. No.: **29/547,056**
(22) Filed: **Dec. 1, 2015**
(51) **LOC (10) Cl.** **12-15**
(52) **U.S. Cl.**
USPC **D12/602**
(58) **Field of Classification Search**
USPC D12/500-604, 900
CPC B60C 1/0016; B60C 11/0306; B60C 11/0302; B60C 3/06; B60C 9/17
See application file for complete search history.

(56) **References Cited**
U.S. PATENT DOCUMENTS
D380,715 S 7/1997 Harris D12/147
D384,608 S 10/1997 Schuster D12/146
D384,623 S 10/1997 Schuster D12/148
D390,818 S 2/1998 de Bary et al. D12/147
D397,970 S 9/1998 Le et al. D12/147
D402,239 S 12/1998 Le et al. D12/146
D410,420 S 6/1999 de Bary D12/147
D411,492 S 6/1999 Young D12/149
D414,449 S 9/1999 Schuster D12/146
D427,552 S 7/2000 Young D12/147
D442,897 S 5/2001 Cazin-Bourguignon et al. D12/147
D444,109 S * 6/2001 De Coninck D12/602

D448,707 S 10/2001 Maziarka et al. D12/147
D449,022 S 10/2001 Cazin-Bourguignon et al. D12/147
D457,128 S * 5/2002 Robert D12/579
D458,580 S 6/2002 Young et al. D12/512
D473,513 S 4/2003 Welbes D12/588

(Continued)

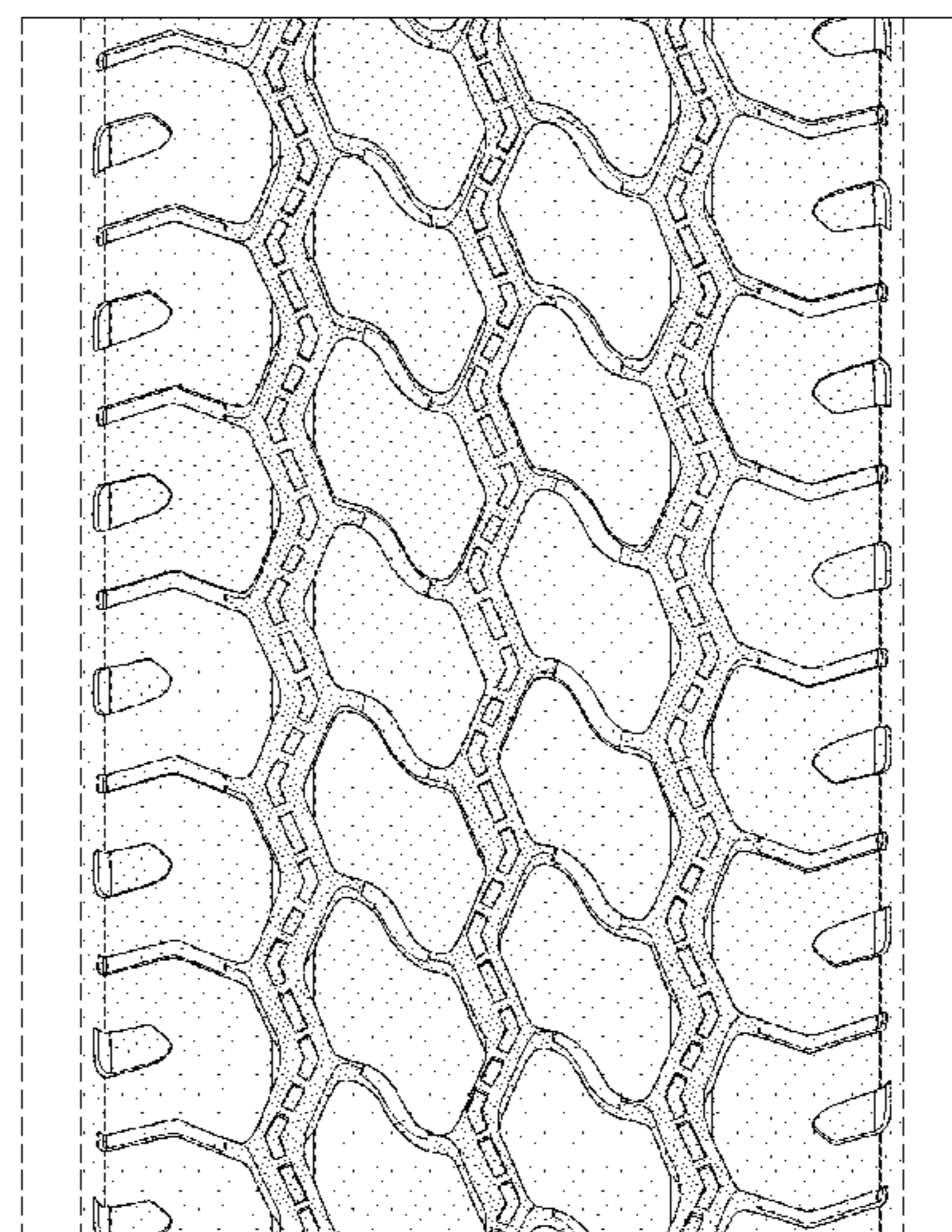
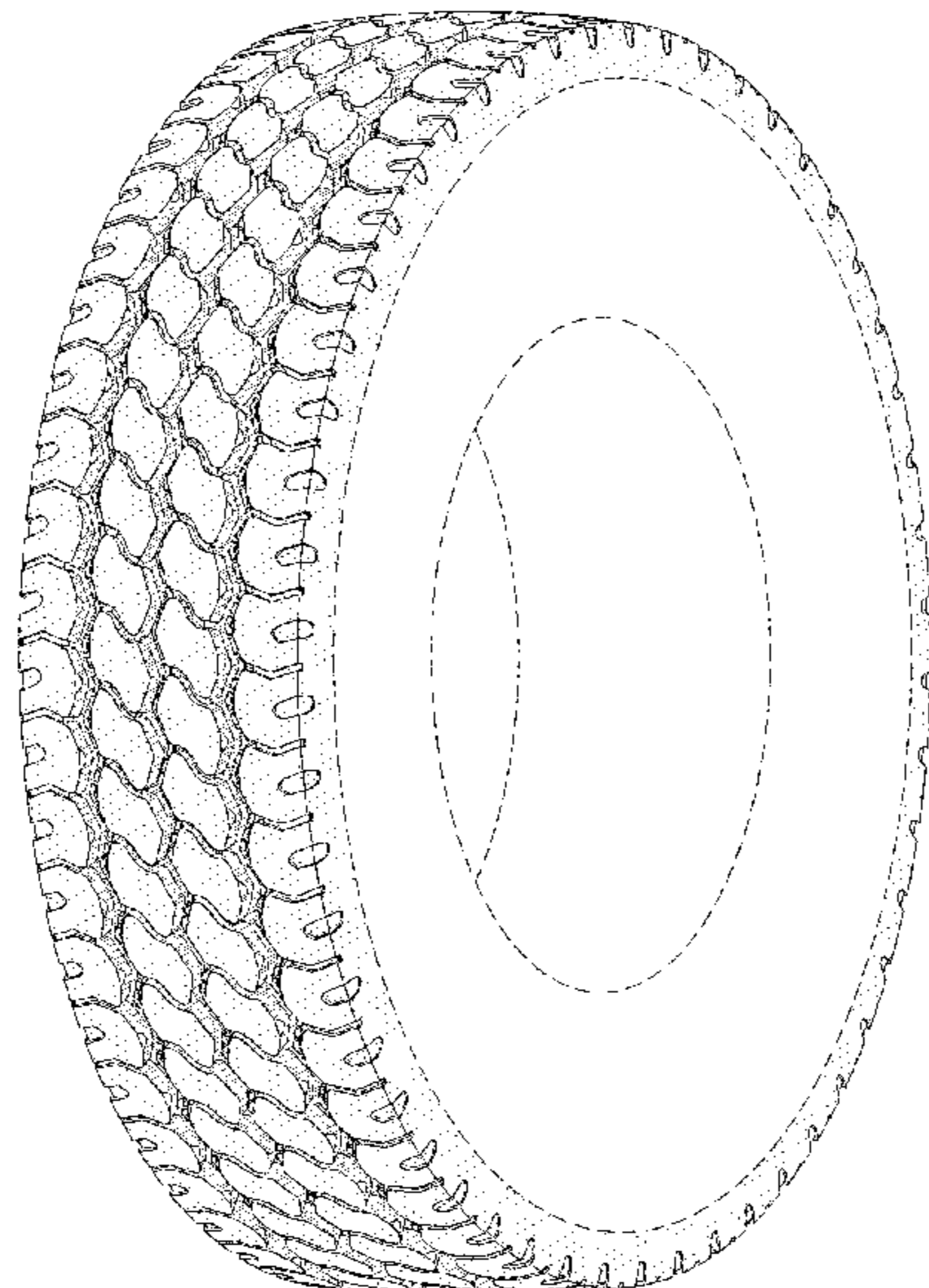
Primary Examiner — Robert M Spear
Assistant Examiner — John Voytek
(74) *Attorney, Agent, or Firm* — Robert N. Lipschik

(57) **CLAIM**
The ornamental design for a tire, as shown and described.

DESCRIPTION

FIG. 1 is a perspective view of a tire showing our new design, it being understood that the pattern repeats uniformly throughout the circumference of the tread;
FIG. 2 is a front elevational view thereof;
FIG. 3 is a right side elevational view thereof; the opposite side elevational view being identical thereto;
FIG. 4 is an enlarged fragmentary front elevational view thereof;
FIG. 5 is a perspective view of a second embodiment of a tire showing our new design, it being understood that the pattern repeats uniformly throughout the circumference of the tread and that the opposite side view is identical thereto; and,
FIG. 6 is a front elevational view of a second embodiment, it being understood that an enlarged fragmentary view thereof would be substantially identical to that shown in FIG. 4, with the exception of the inclusion of the sidewall in the claim.
In the drawings, the broken lines showing of the sidewall, inner bead and the peripheral boundary between the tire tread and the sidewall in FIGS. 1 through 4 depict environmental subject matter and form no part of the claimed design.

1 Claim, 6 Drawing Sheets



(56)

References Cited

U.S. PATENT DOCUMENTS

D492,643 S	7/2004	Robert	D12/579
D514,504 S	2/2006	Robert	D12/602
D517,977 S	3/2006	Robert	D12/579
D549,163 S	8/2007	Maus et al.	D12/579
D570,767 S *	6/2008	Miyazaki	D12/579
D592,589 S	5/2009	Dixon et al.	D12/600
D598,369 S	8/2009	Beha	D12/602
D598,370 S	8/2009	Beha	D12/602
D601,086 S	9/2009	Maus et al.	D12/602
D601,488 S	10/2009	Maus et al.	D12/600
D606,928 S *	12/2009	Song	D12/579
D609,175 S	2/2010	Feider et al.	D12/600
D631,002 S	1/2011	Cazin-Bourguignon et al.	D12/602
D641,684 S *	7/2011	Cerny	D12/579
D642,509 S *	8/2011	Curtis	D12/579
D645,810 S	9/2011	Le et al.	D12/600
D648,262 S *	11/2011	Hermann	D12/579
D686,565 S	7/2013	Maus et al.	D12/588
D735,118 S *	7/2015	Dixon	D12/578
D735,119 S *	7/2015	Hermann	D12/578
D740,744 S	10/2015	Krier et al.	D12/583
D758,296 S *	6/2016	Oraison	D12/602
D762,556 S *	8/2016	Dixon	D12/583

* cited by examiner

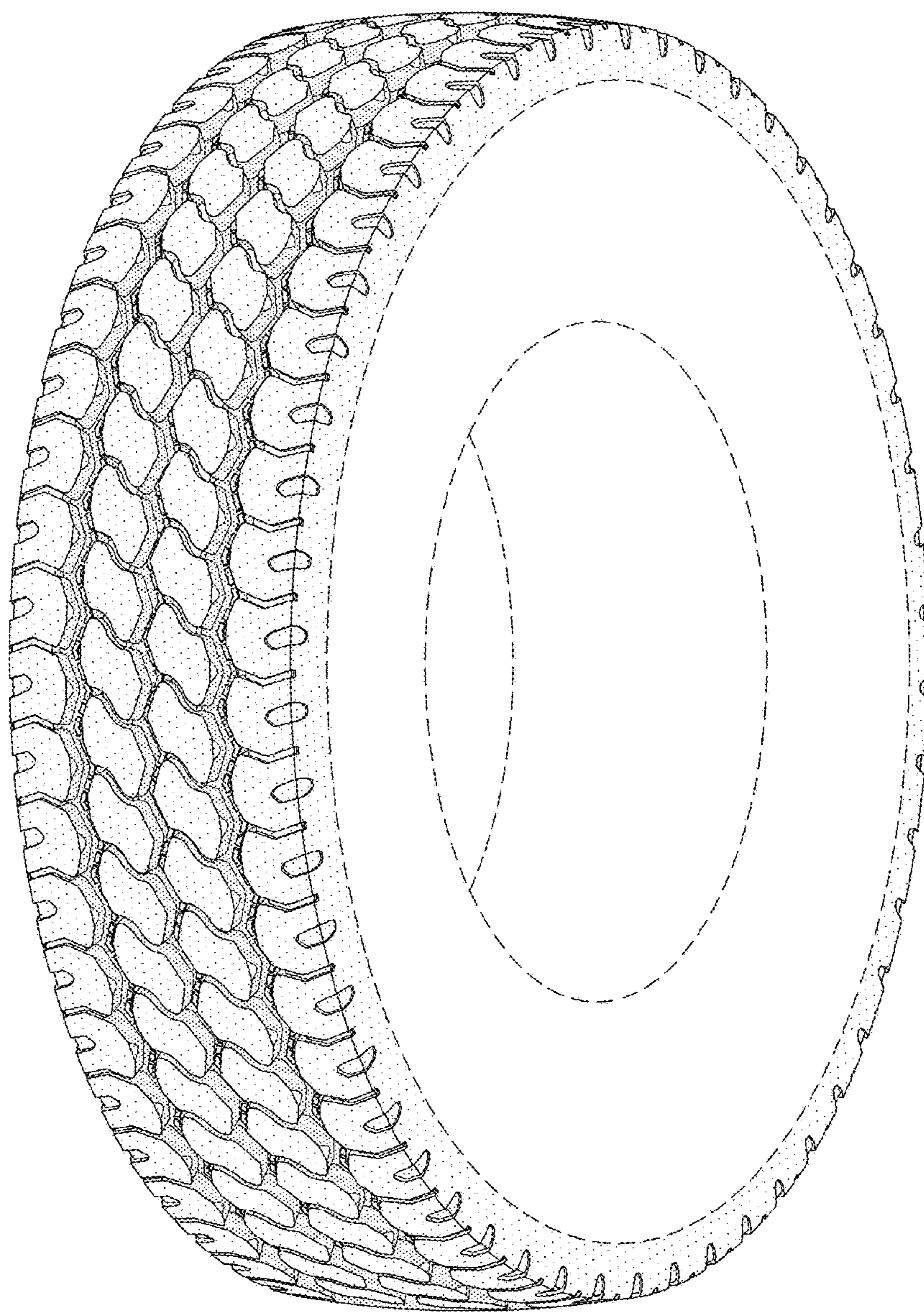


FIG-1

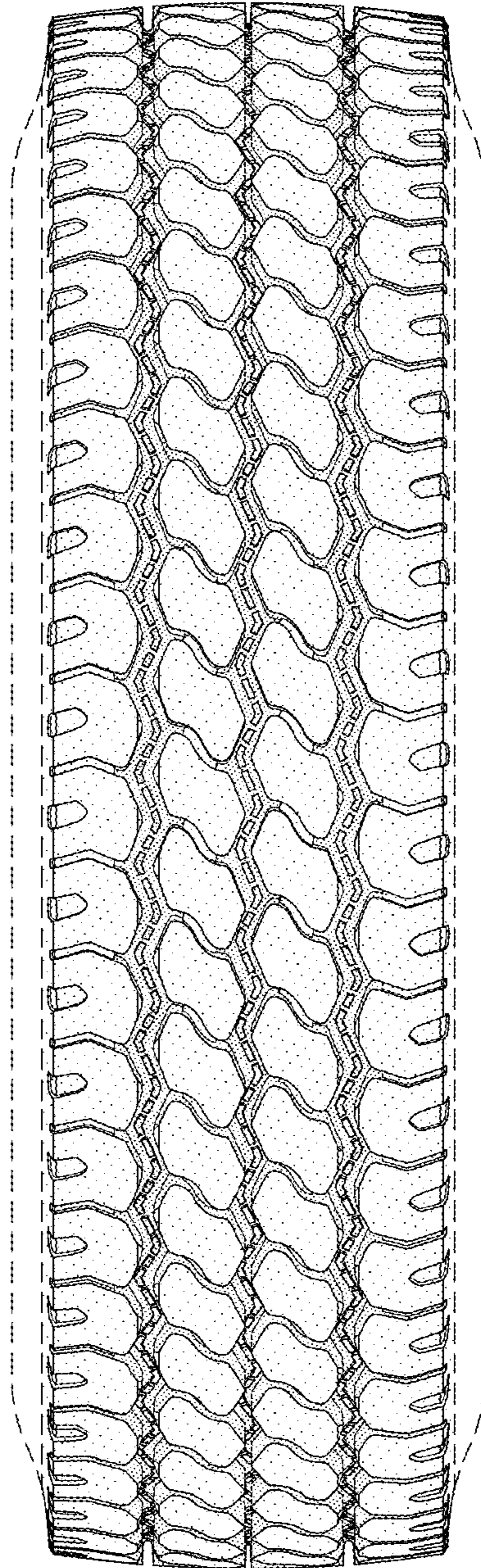


FIG-2




FIG-3

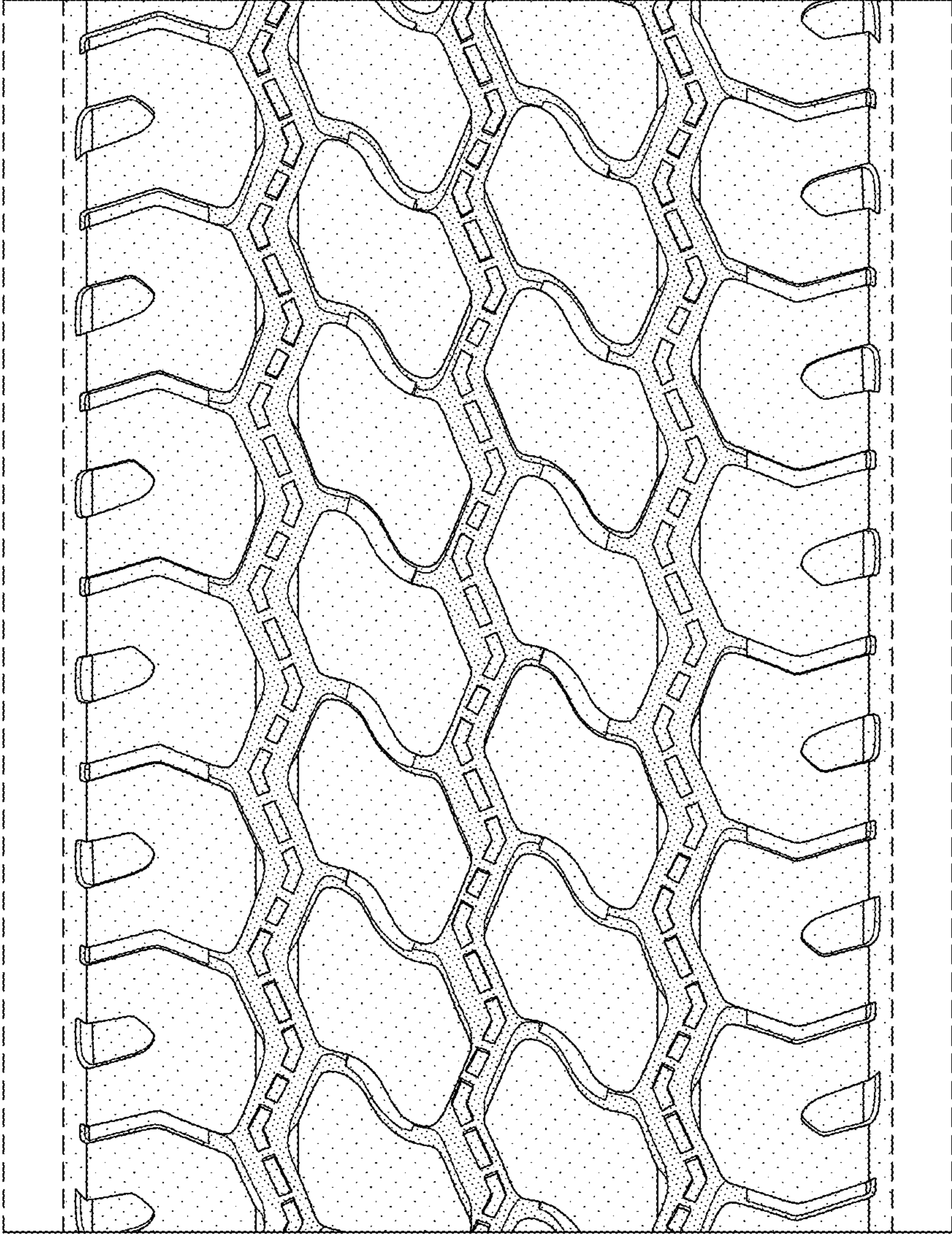


FIG-4

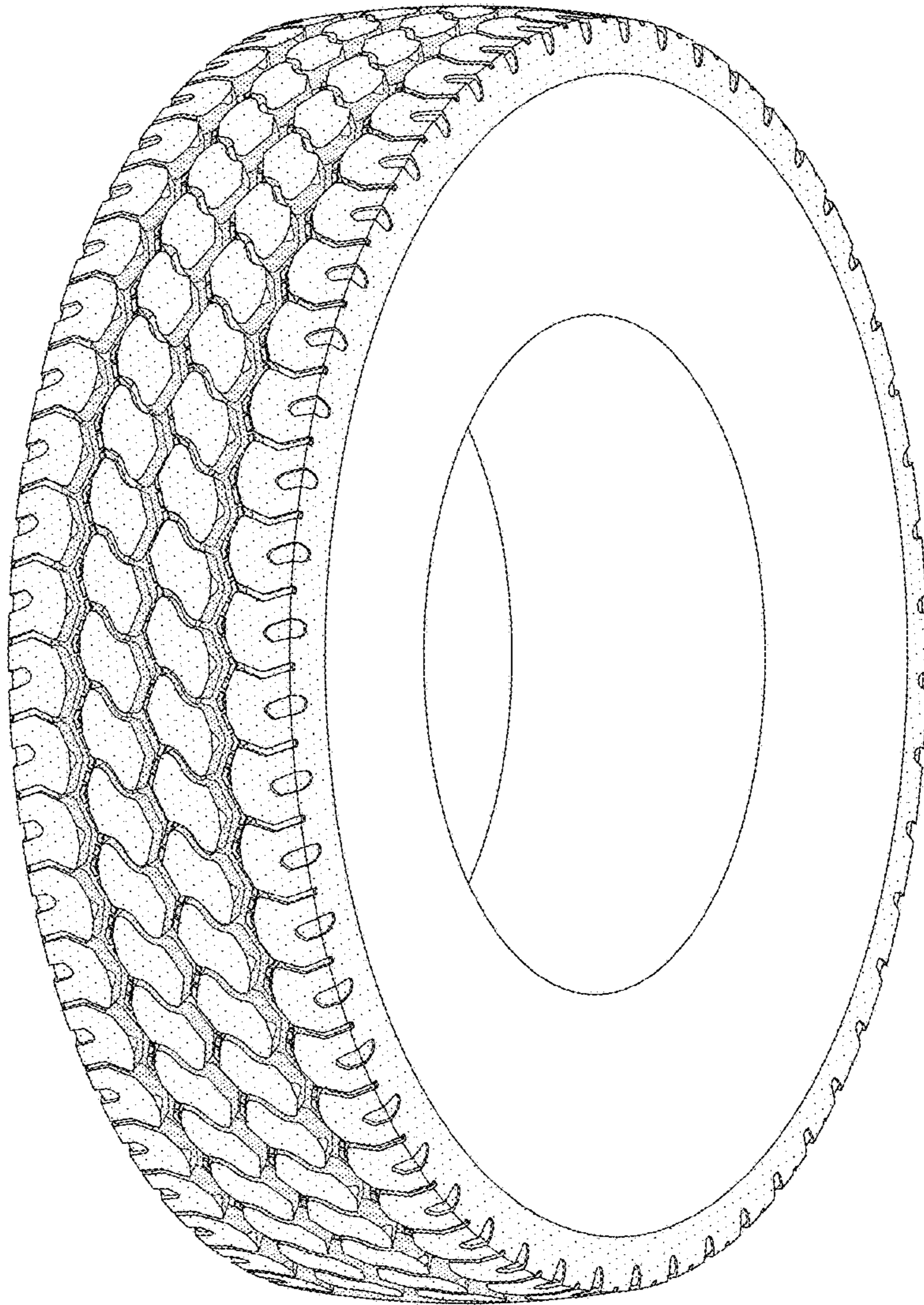


FIG-5

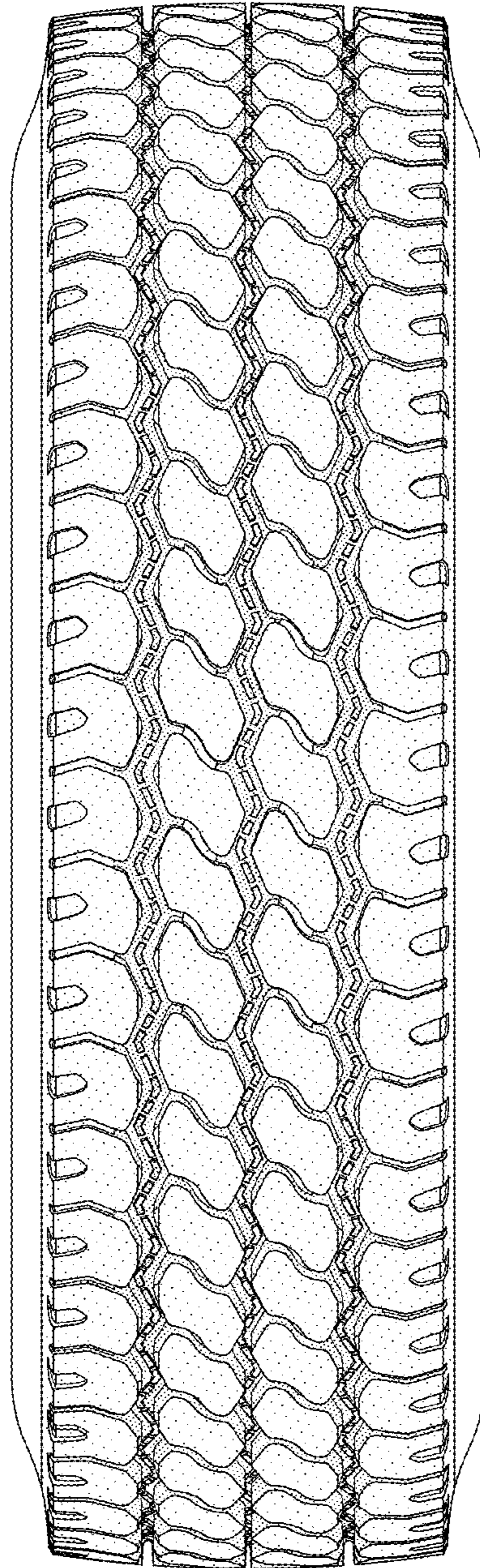


FIG-6