



US00D780680S

(12) **United States Design Patent**
Dieng et al.

(10) **Patent No.:** **US D780,680 S**
(45) **Date of Patent:** **** Mar. 7, 2017**

(54) **TIRE TREAD**

(56) **References Cited**

(71) Applicants: **COMPAGNIE GENERALE DES
ETABLISSEMENTS MICHELIN,**
Clermont-Ferrand (FR); **Michelin
Recherche et Technique S.A.,**
Granges-Paccot (CH)

(72) Inventors: **Saliou Dieng,** Clermont-Ferrand (FR);
Walid Djabour, Clermont-Ferrand
(FR); **Jean-Marc Meslot,**
Clermont-Ferrand (FR)

(73) Assignees: **COMPAGNIE GENERALE DES
ETABLISSEMENTS MICHELIN**
(FR); **MICHELIN RECHERCHE ET
TECHNIQUE S.A.** (CH)

(**) Term: **15 Years**

(21) Appl. No.: **29/540,364**

(22) Filed: **Sep. 23, 2015**

(30) **Foreign Application Priority Data**

Mar. 24, 2015 (FR) 2015-1519

(51) **LOC (10) Cl.** **12-15**

(52) **U.S. Cl.**
USPC **D12/598; D12/603**

(58) **Field of Classification Search**
USPC D12/579, 593, 594, 596, 597, 598, 602,
D12/603, 605
CPC . B60C 11/03; B60C 11/0306; B60C 11/0337;
B60C 11/0339; B60C 11/11; B60C
11/0309; B60C 11/0311

See application file for complete search history.

U.S. PATENT DOCUMENTS

D340,898 S	11/1993	Kuroda	
D384,621 S *	10/1997	Coleman, Jr.	D12/603
D456,770 S *	5/2002	Young	D12/600
D472,202 S	3/2003	Gillard	
D554,577 S *	11/2007	Miyazaki	D12/605
D559,170 S *	1/2008	Fukunaga	D12/596
D584,217 S	1/2009	Scheuren et al.	
D584,681 S *	1/2009	Shimada	D12/596
D588,530 S *	3/2009	Shondel	D12/605
D614,122 S *	4/2010	Seibert	D12/600
D644,600 S *	9/2011	Nicolas	D12/602
D662,465 S *	6/2012	Takano	D12/605
D662,466 S *	6/2012	Takano	D12/605

(Continued)

Primary Examiner — Robert M Spear

(74) *Attorney, Agent, or Firm* — Dickinson Wright PLLC

(57) **CLAIM**

The ornamental design for a tire tread, as shown and described.

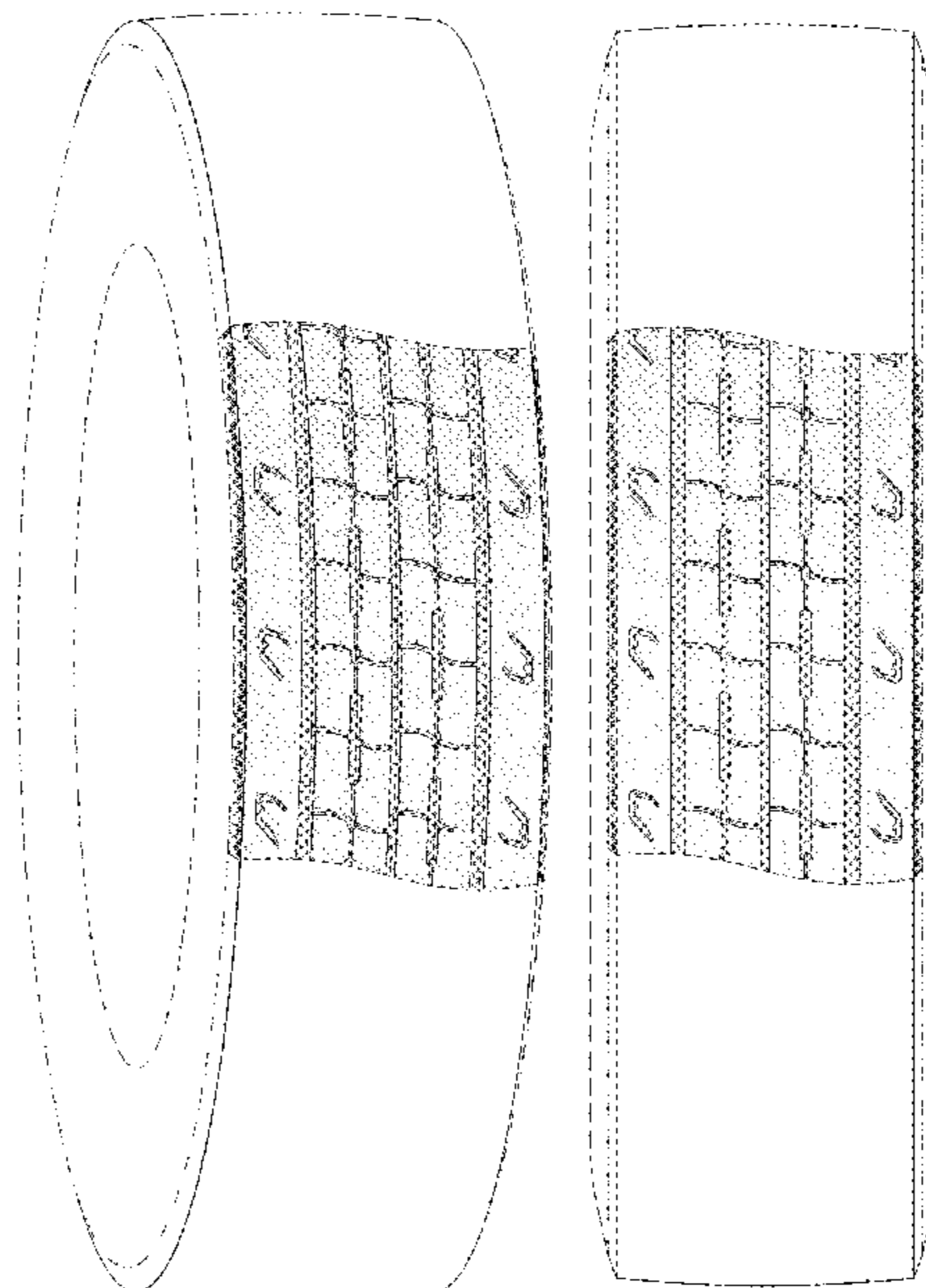
DESCRIPTION

FIG. 1 is a perspective view of the tire tread of our design; FIG. 2 is a front elevation view of the tire tread of our design;

FIG. 3 is a side elevation view of the tire tread of our design; FIG. 4 is a side elevation view of the tire tread of our design, taken from the opposite side of that shown in FIG. 3; and, FIG. 5 is an enlarged, partial view of FIG. 1.

In the drawings, the broken lines depict environmental subject matter that forms no part of the claimed design. The dash-dot lines represent the peripheral boundary of the claimed design. The tread pattern is understood to repeat uniformly throughout the circumference of the tire, as shown schematically in solid lines.

1 Claim, 5 Drawing Sheets



(56)

References Cited

U.S. PATENT DOCUMENTS

D663,681 S	*	7/2012	Corsi	D12/605
D724,007 S		3/2015	Belarbi et al.	
D730,813 S	*	6/2015	Yamamoto	D12/583
D765,583 S	*	9/2016	Wang	D12/579

* cited by examiner

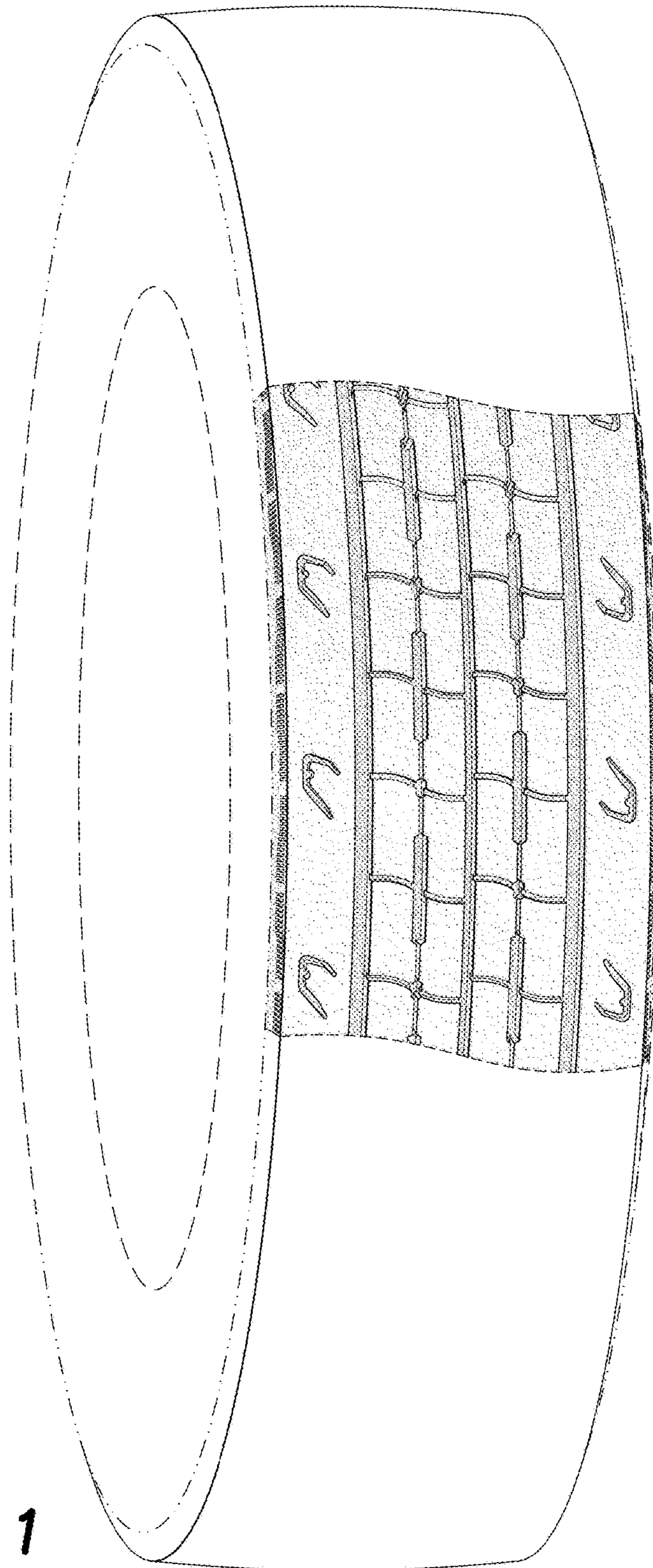


FIG. 1

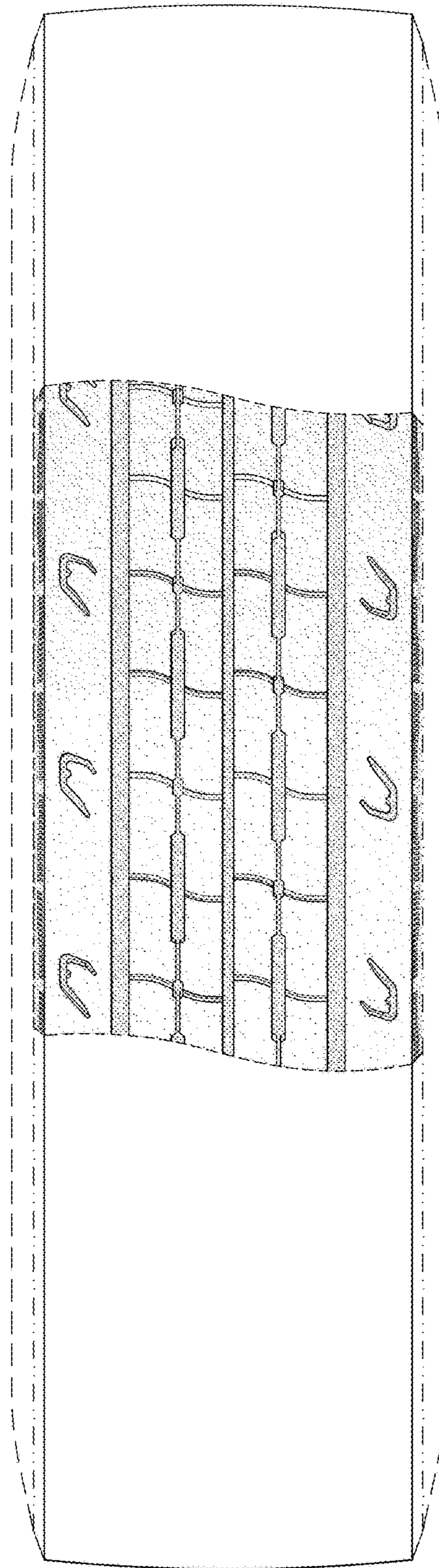


FIG. 2




FIG. 3




FIG. 4

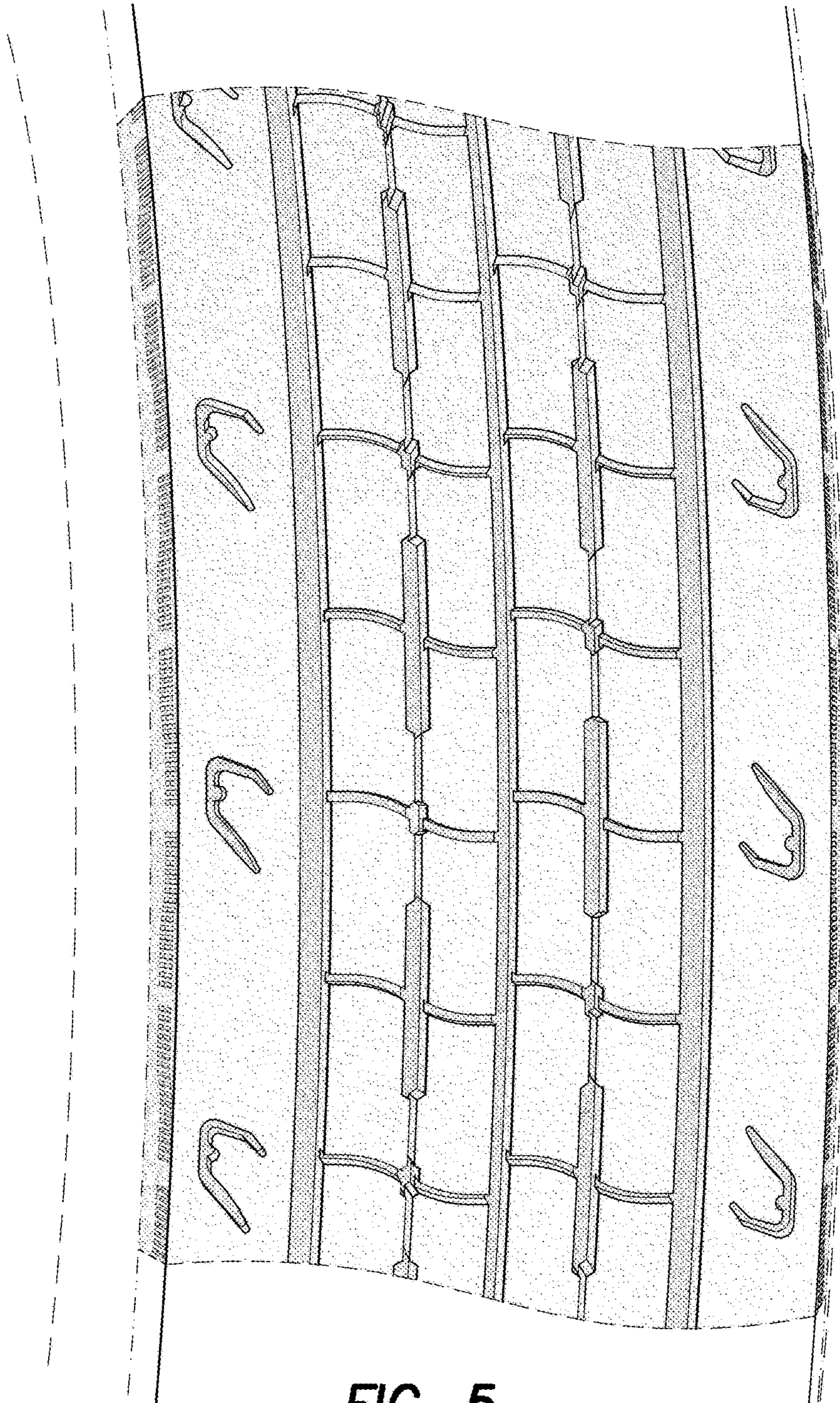


FIG. 5