



US00D780669S

(12) **United States Design Patent**
Takahashi

(10) **Patent No.:** **US D780,669 S**
(45) **Date of Patent:** **** Mar. 7, 2017**

(54) **TIRE**

FOREIGN PATENT DOCUMENTS

(71) Applicant: **Toyo Tire & Rubber Co., Ltd.**,
Osaka-shi, Osaka (JP)

JP 1413627 S 5/2011

(72) Inventor: **Souichi Takahashi**, Osaka (JP)

OTHER PUBLICATIONS

(73) Assignee: **TOYO TIRE & RUBBER CO., LTD.**,
Osaka-Shi, Osaka (JP)

Bridgestone Dueler H / P Sport Run Flat, posted at Discount Tire, review posting date Jan. 26, 2012. [online], [site visited Nov. 21, 2016]. Available from Internet, <URL: <http://www.discounttire.com/dtcs/tires/bridgestone/product/submitProductSize.do?r=TCSINT&pc=25696>>.*

(**) Term: **15 Years**

(Continued)

(21) Appl. No.: **29/530,962**

(22) Filed: **Jun. 22, 2015**

Primary Examiner — Kevin Rudzinski
Assistant Examiner — Kathleen Jones

(30) **Foreign Application Priority Data**

(74) *Attorney, Agent, or Firm* — Sterne, Kessler,
Goldstein & Fox P.L.L.C.

Mar. 4, 2015 (JP) 2015-004737

(51) **LOC (10) Cl.** **12-15**

(52) **U.S. Cl.**

USPC **D12/518**

(58) **Field of Classification Search**

USPC D12/500-532, 584, 604

CPC B60C 11/0311; B60C 11/0309; B60C

11/0304; B60C 11/03; B60C 11/0327;

B60C 11/0316; B60C 11/042; B60C

11/04; B60C 11/1323; B60C 2011/0344;

B60C 2011/0341; B60C 2011/0339;

B60C 2011/0388; B60C 2011/0386;

B60C 2011/0358; B60C 2011/0351;

B60C 2011/0348; B60C 2011/1231;

B60C 2011/1209

See application file for complete search history.

(56) **References Cited**

U.S. PATENT DOCUMENTS

5,240,053 A * 8/1993 Baumhofer B60C 11/0306
152/209.22

D561,682 S * 2/2008 Ohki D12/519

D584,213 S * 1/2009 Shinkai D12/519

(Continued)

(57) **CLAIM**

The ornamental design for a tire, as shown and described.

DESCRIPTION

FIG. 1 is a perspective view of a tire showing my new design;

FIG. 2 is a front view thereof;

FIG. 3 is a rear view thereof;

FIG. 4 is a top plan view thereof, the bottom view being the same;

FIG. 5 is a right side view thereof;

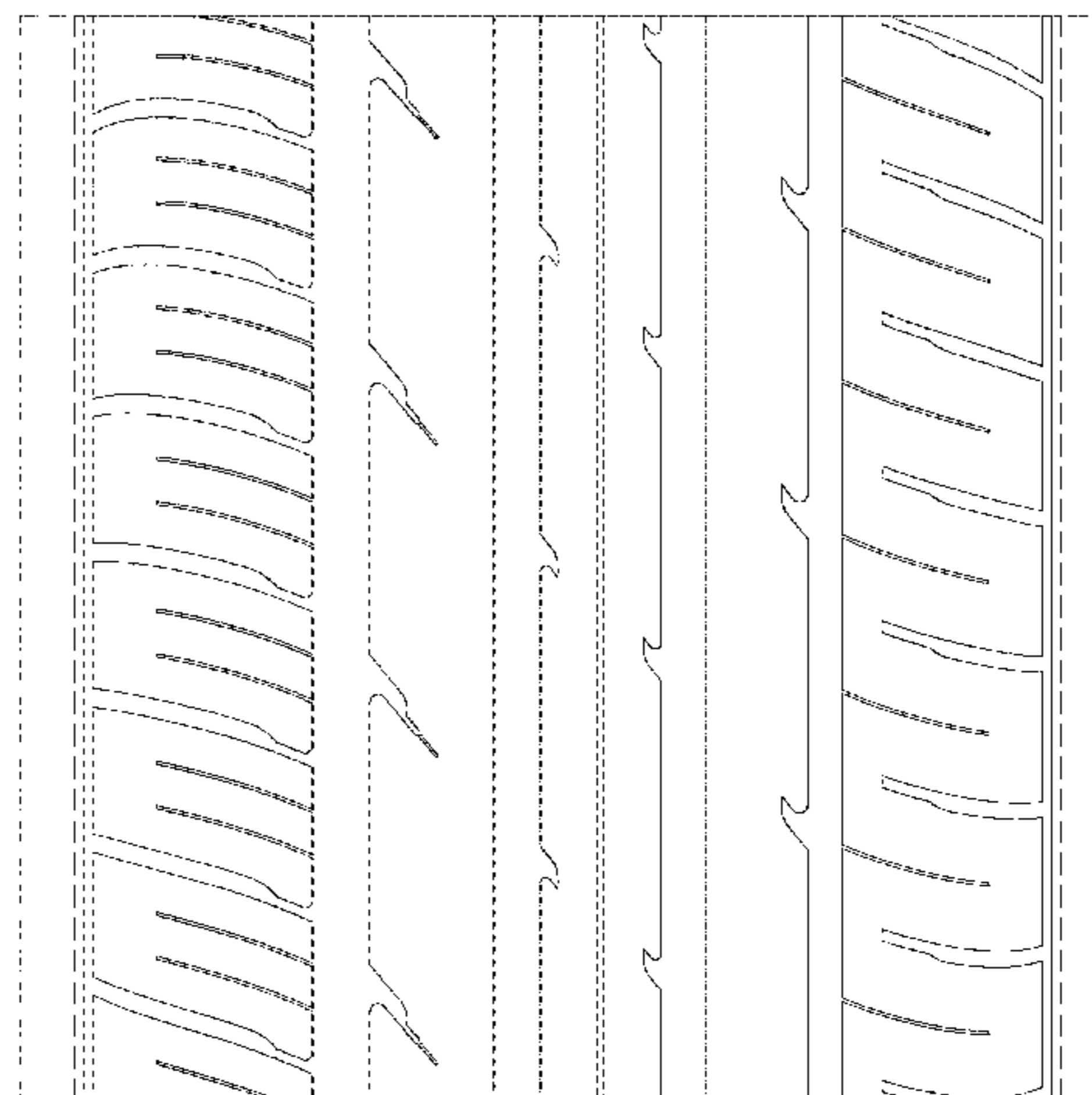
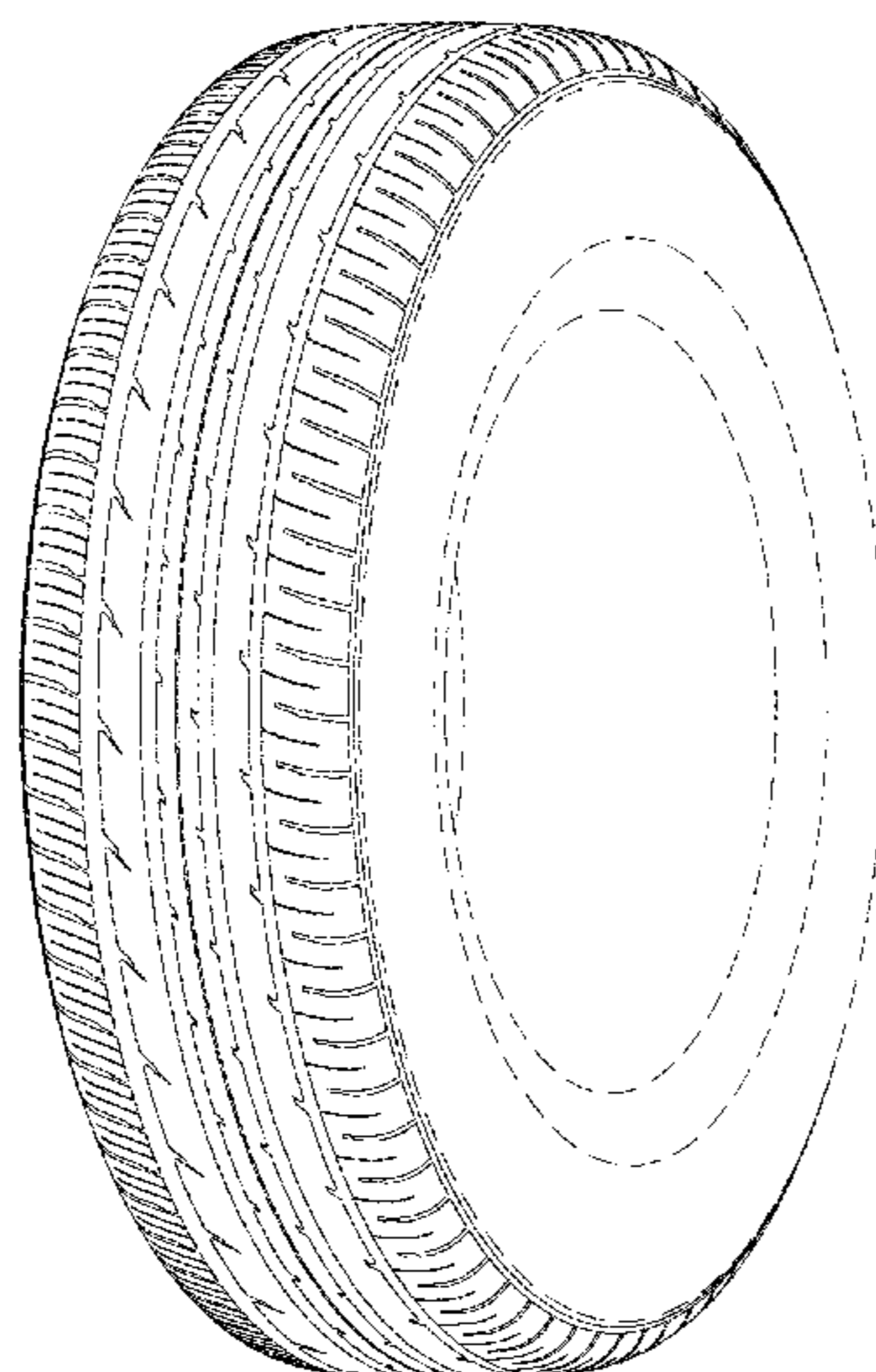
FIG. 6 is a left side view thereof;

FIG. 7 is an enlarged cross-sectional view taken along line 7-7 in FIG. 2 and line 7'-7' in FIG. 5; and,

FIG. 8 is an enlarged view taken along lines 8-8 and 8'-8' in FIG. 2.

In the drawings, the broken lines showing portions of the sidewall and inner bead depict portions of the tire that form no part of the claimed design.

1 Claim, 8 Drawing Sheets



(56)

References Cited

U.S. PATENT DOCUMENTS

D601,949	S	*	10/2009	Shinkai	D12/585
D642,971	S	*	8/2011	Takahashi	D12/518
D656,083	S	*	3/2012	Mukai	D12/519
D666,554	S	*	9/2012	Yonetsu	D12/585
D683,694	S	*	6/2013	Yonetsu	D12/585
D704,624	S	*	5/2014	Miyazaki	D12/590
D718,219	S	*	11/2014	Berzins	D12/516
D719,079	S	*	12/2014	Horiuchi	D12/519
D738,295	S	*	9/2015	Kanamura	D12/585
D764,392	S	*	8/2016	Fu	D12/585
D767,479	S	*	9/2016	Shimomura	D12/585
2012/0285592	A1	*	11/2012	Kameda	B60C 11/1392 152/209.8

OTHER PUBLICATIONS

Toyo 215/50R17 91W Nano Energy, posted at Ozzy Tyres, posting date May 28, 2014. [online], [site visited Nov. 21, 2016]. Available from Internet, <URL: <http://www.ozzytyres.com.au/toyo-215-50r17-91w-nano-energy.html>>.*

* cited by examiner

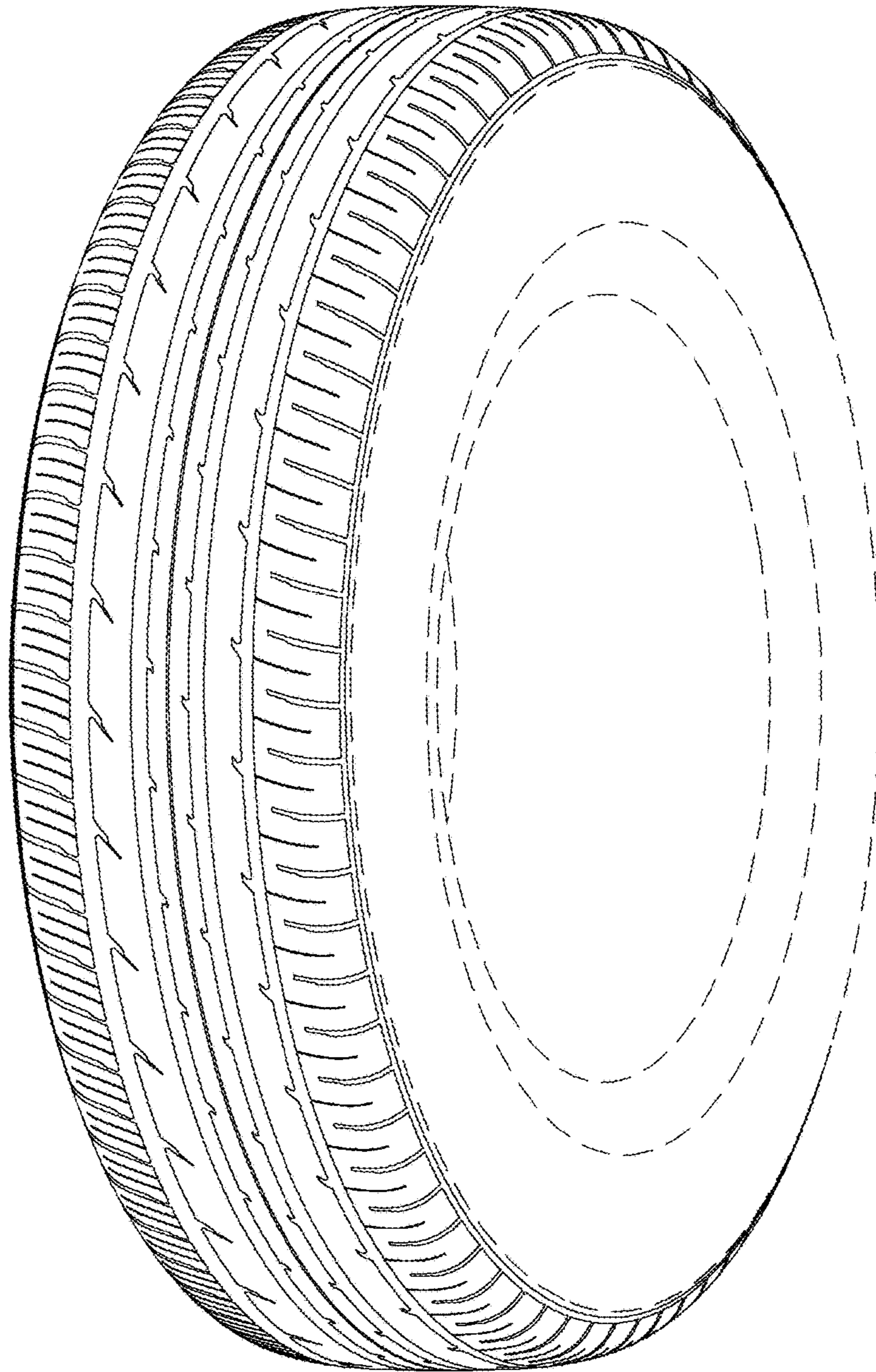


FIG. 1

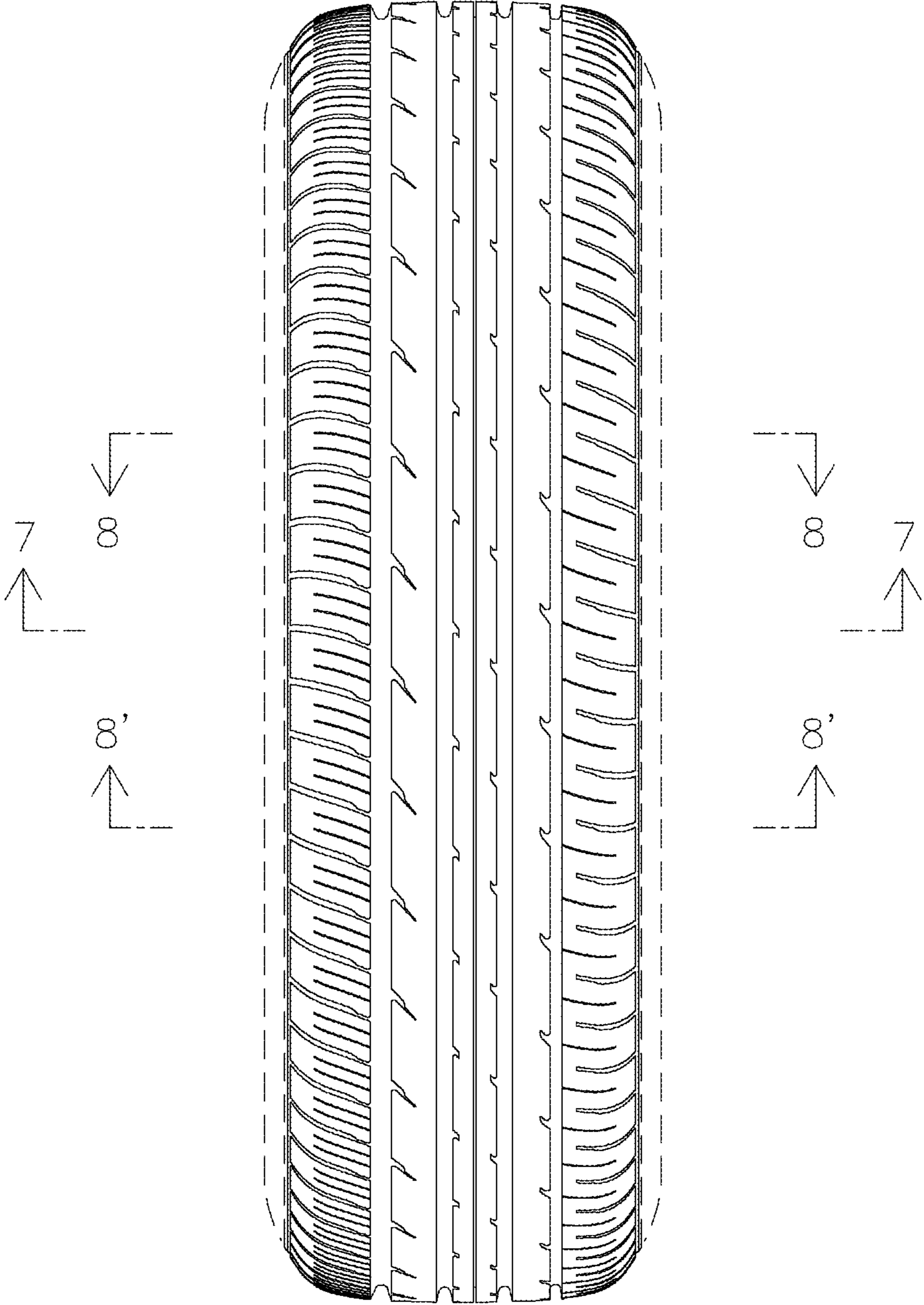


FIG. 2

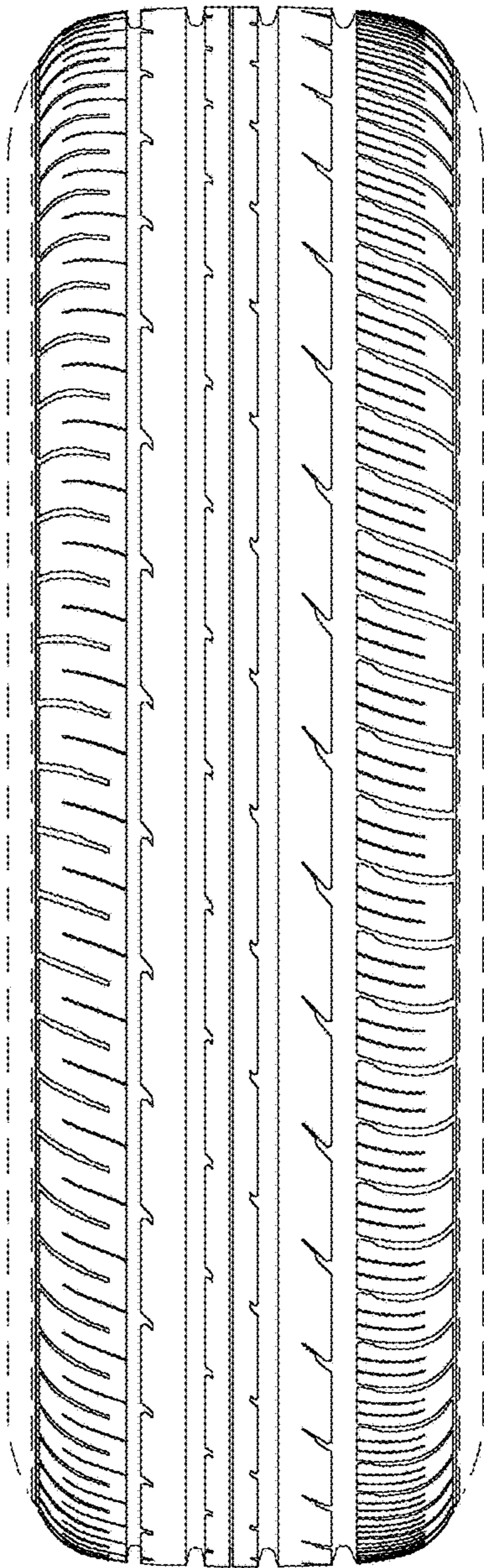


FIG. 3

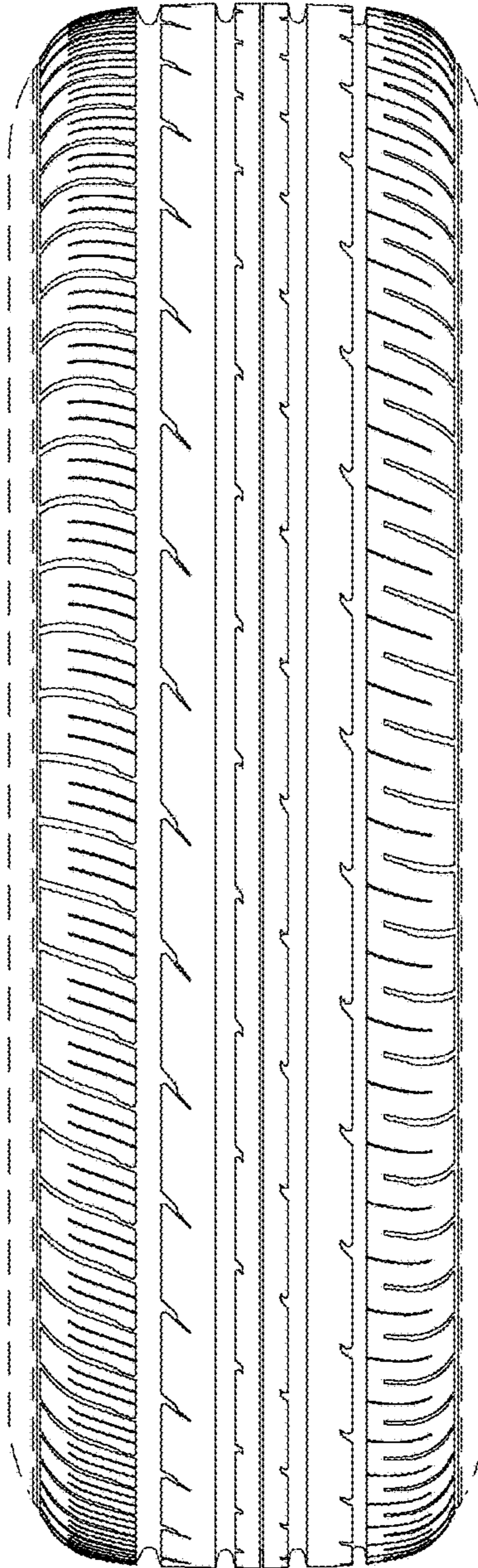


FIG. 4

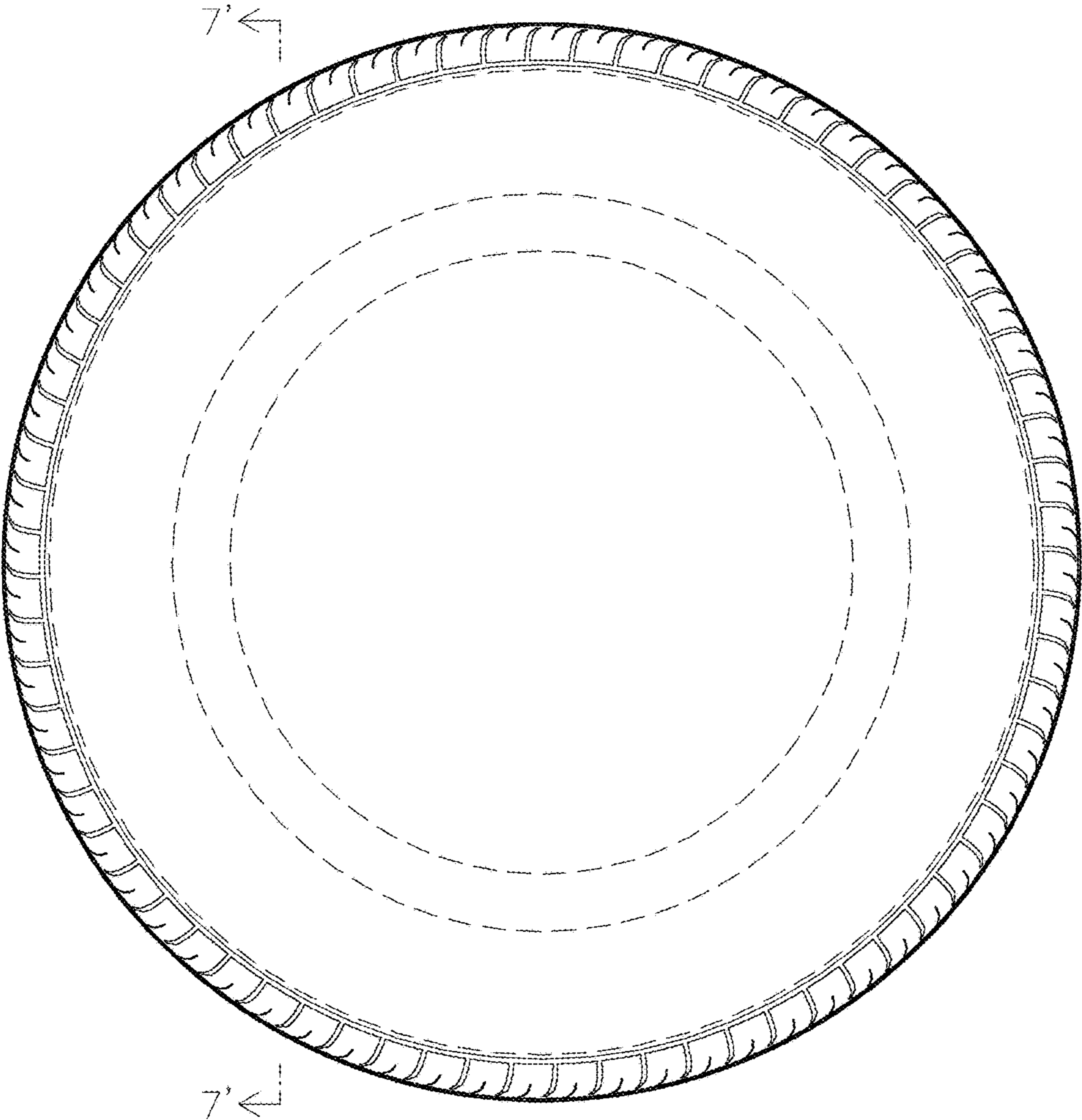


FIG. 5

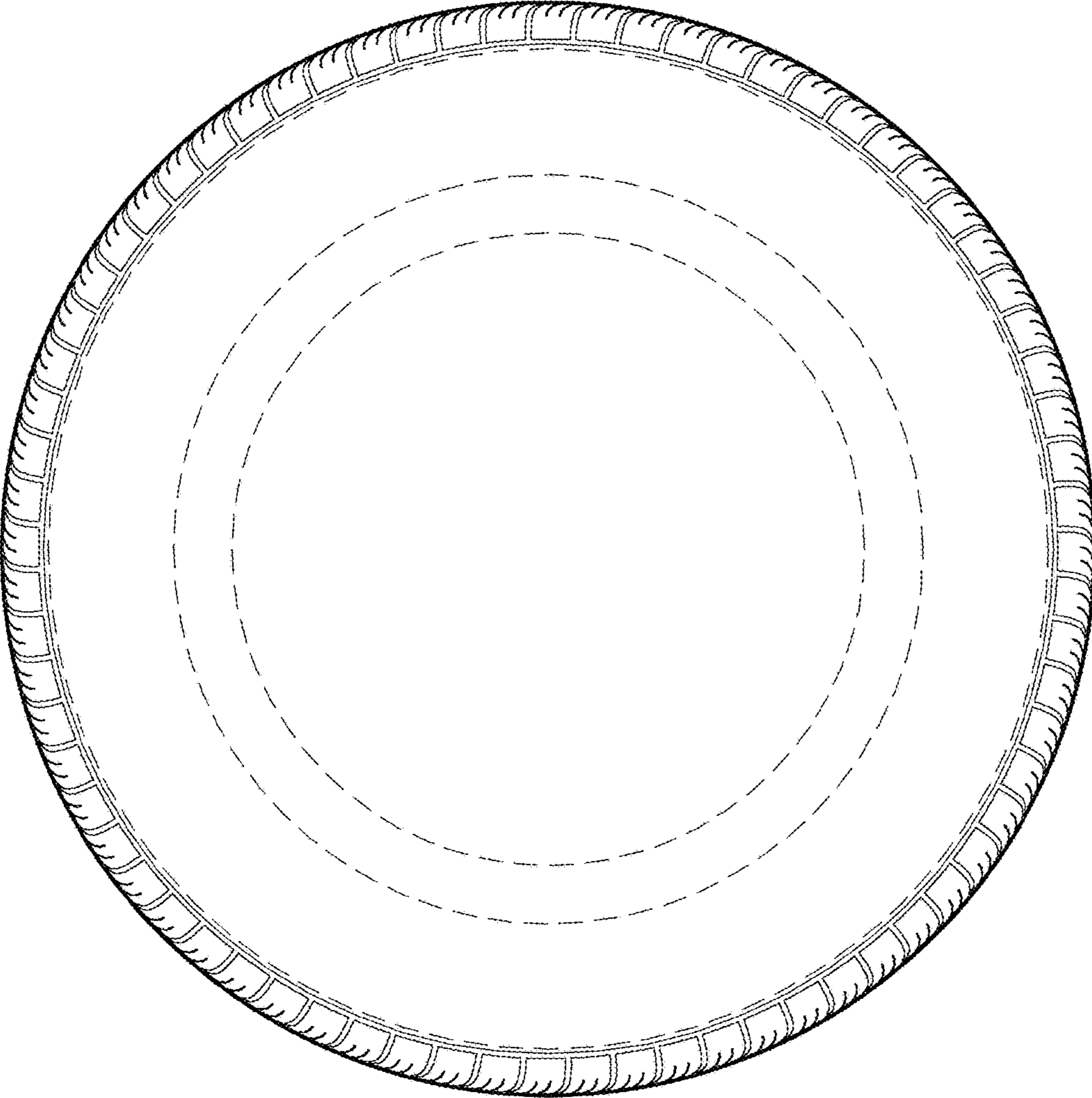


FIG. 6




FIG. 7

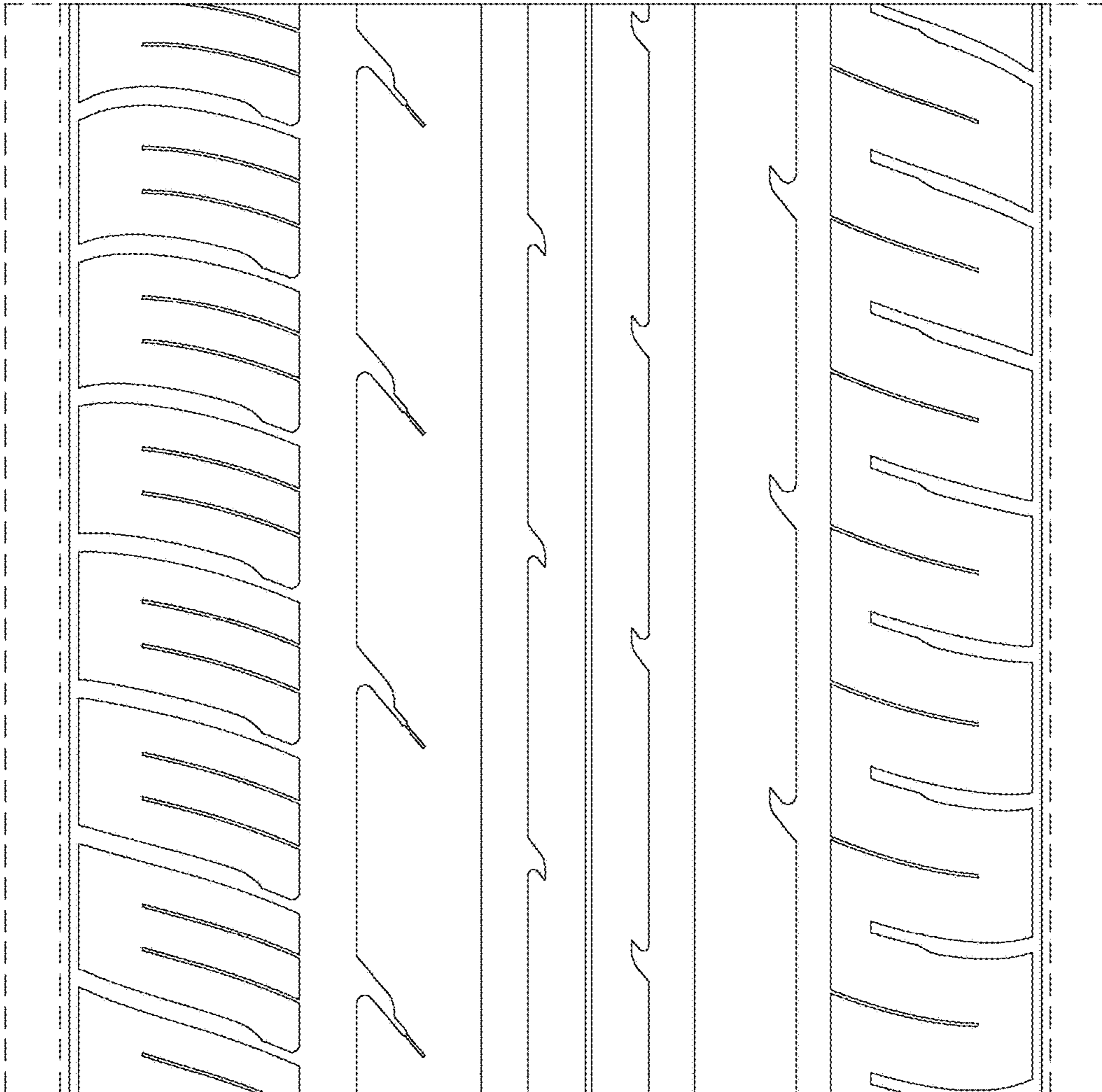


FIG. 8