



US00D780630S

(12) **United States Design Patent**
Frykholm

(10) **Patent No.:** **US D780,630 S**

(45) **Date of Patent:** **** Mar. 7, 2017**

(54) **BUS**

(71) Applicant: **Volvo Bussar AB**, Göteborg (SE)

(72) Inventor: **Dan Frykholm**, Göteborg (SE)

(73) Assignee: **Volvo Bussar AB**, Göteborg (SE)

(**) Term: **15 Years**

(21) Appl. No.: **29/532,795**

(22) Filed: **Jul. 10, 2015**

(30) **Foreign Application Priority Data**

Jan. 29, 2015 (EM) 002622688-0001

Jan. 29, 2015 (EM) 002622787-0001

Jan. 29, 2015 (EM) 002622795-0001

(51) **LOC (10) Cl.** **12-08**

(52) **U.S. Cl.**
USPC **D12/84**

(58) **Field of Classification Search**
USPC D12/82, 84, 86, 92, 100; 296/25, 178,
296/203; 280/6.152; 29/897.2

(Continued)

(56) **References Cited**

U.S. PATENT DOCUMENTS

D248,033 S * 5/1978 James D12/84

D254,609 S * 4/1980 Neal D12/84

(Continued)

FOREIGN PATENT DOCUMENTS

EM 001137095-0001 5/2009

EM 001137095-0004 5/2009

(Continued)

OTHER PUBLICATIONS

Image of commercially available version of the bus shown in EU Community Design No. EM 001218267-0001, Jun. 9, 2010, 1 page.

Primary Examiner — Darlington Ly

(74) *Attorney, Agent, or Firm* — Tucker Ellis LLP

(57) **CLAIM**

The ornamental design for a bus, as shown and described.

DESCRIPTION

FIG. 1 is a front and right side perspective view of a bus showing my new design in accordance with a first embodiment.

FIG. 2 is a rear and right side perspective view thereof.

FIG. 3 is a front elevation view thereof.

FIG. 4 is a rear elevation view thereof.

FIG. 5 is a left side elevation view thereof, illustrated in smaller scale.

FIG. 6 is a right side elevation view thereof.

FIG. 7 is a top plan view thereof.

FIG. 8 is a front and left perspective view of a bus in accordance with a second embodiment.

FIG. 9 is a rear and right side perspective view thereof.

FIG. 10 is a front elevation view thereof.

FIG. 11 is a rear elevation view thereof.

FIG. 12 is a left side elevation view thereof, illustrated in smaller scale.

FIG. 13 is a right side elevation view thereof.

FIG. 14 is a top plan view thereof.

FIG. 15 is a front and right side perspective view of a bus in accordance with a third embodiment.

FIG. 16 is a rear and right side perspective view thereof.

FIG. 17 is a front elevation view thereof.


FIG. 18 is a rear elevation view thereof.

FIG. 19 is a left side elevation view thereof, illustrated in smaller scale.

FIG. 20 is a right side elevation view thereof; and,

FIG. 21 is a top plan view thereof.

1 Claim, 15 Drawing Sheets



(58) **Field of Classification Search**

CPC B62D 23/00; B62D 25/00; B62D 31/02;
 B62D 31/04; B62D 53/062; B62D 65/00;
 B60G 2202/152; B60G 2300/14; B60P
 3/007; B21D 53/88

See application file for complete search history.

D531,933	S	*	11/2006	Delamour	D12/84
D537,755	S	*	3/2007	Toth	D12/84
D617,236	S	*	6/2010	Counts	D12/84
D637,520	S	*	5/2011	Kerr	D12/84
D642,092	S	*	7/2011	Wiens	D12/84
D704,595	S	*	5/2014	Streicher	D12/84
D714,187	S	*	9/2014	Lian	D12/84
D717,210	S	*	11/2014	Wang	D12/84
D718,659	S	*	12/2014	Lin	D12/84
D721,297	S	*	1/2015	Zhang	D12/84
D721,298	S	*	1/2015	Li	D12/84
2009/0224570	A1	*	9/2009	Haswell	B62D 47/02 296/178
2012/0161469	A1	*	6/2012	Kerr	B62D 47/02 296/178

(56) **References Cited**

U.S. PATENT DOCUMENTS

D255,340	S	*	6/1980	Flesche	D12/84
D257,141	S	*	9/1980	Flesche	D12/84
D268,997	S	*	5/1983	Dubernard	D12/84
D302,802	S	*	8/1989	Manning	D12/84
D305,623	S	*	1/1990	Gallitzendoerfer	D12/84
D345,120	S	*	3/1994	Normand, Jr.	D12/84
D376,562	S	*	12/1996	Sealy	D12/84
5,669,307	A	*	9/1997	Cichy	B61B 1/02 104/28
D442,888	S	*	5/2001	Papke	D12/84
D503,126	S	*	3/2005	Papke	D12/84

FOREIGN PATENT DOCUMENTS

EM	001137095-0005	5/2009
EM	001185946-0001	5/2010
EM	001218267-0001	6/2010
EM	001137095-0003	8/2011

* cited by examiner

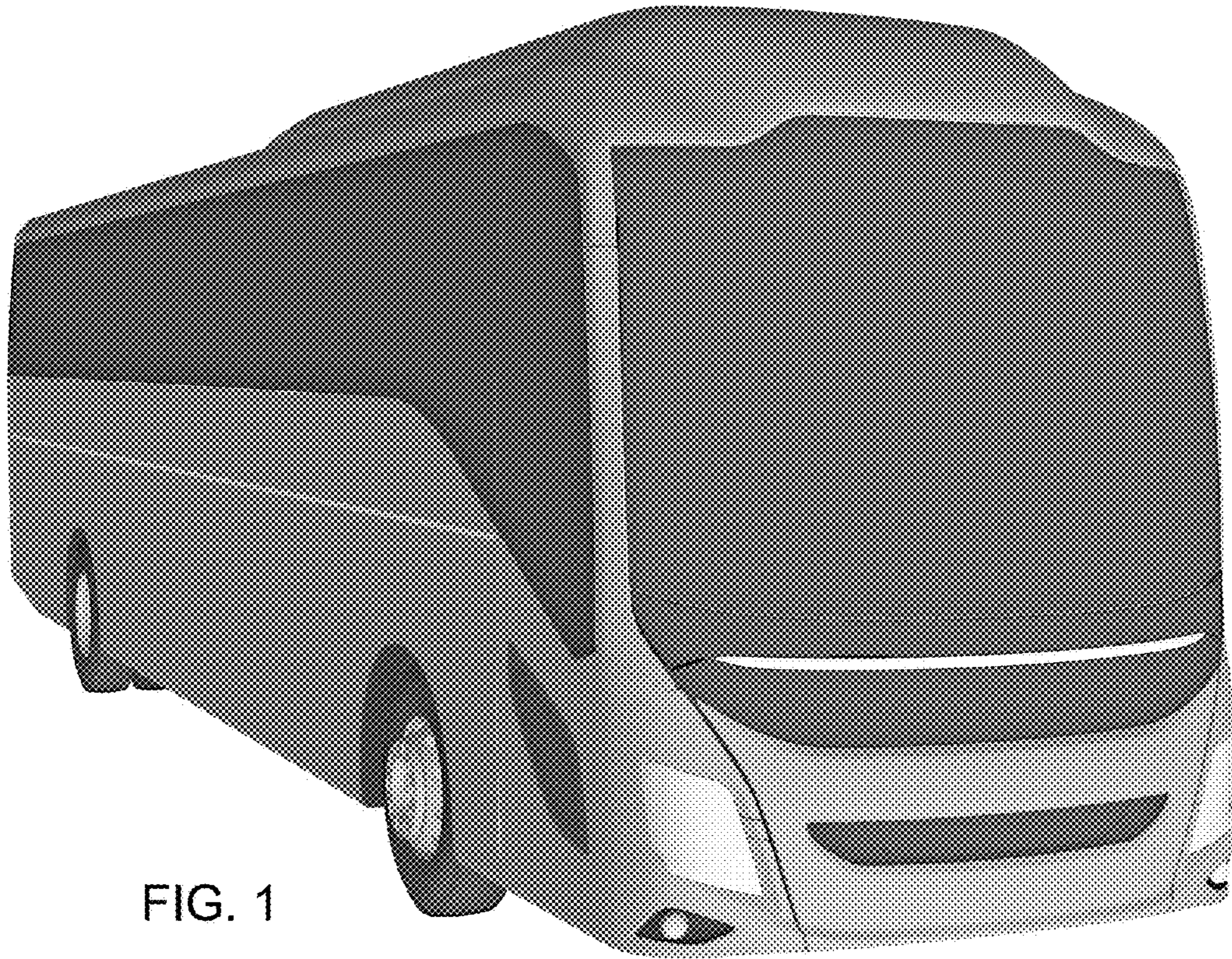


FIG. 1




FIG. 2




FIG. 3

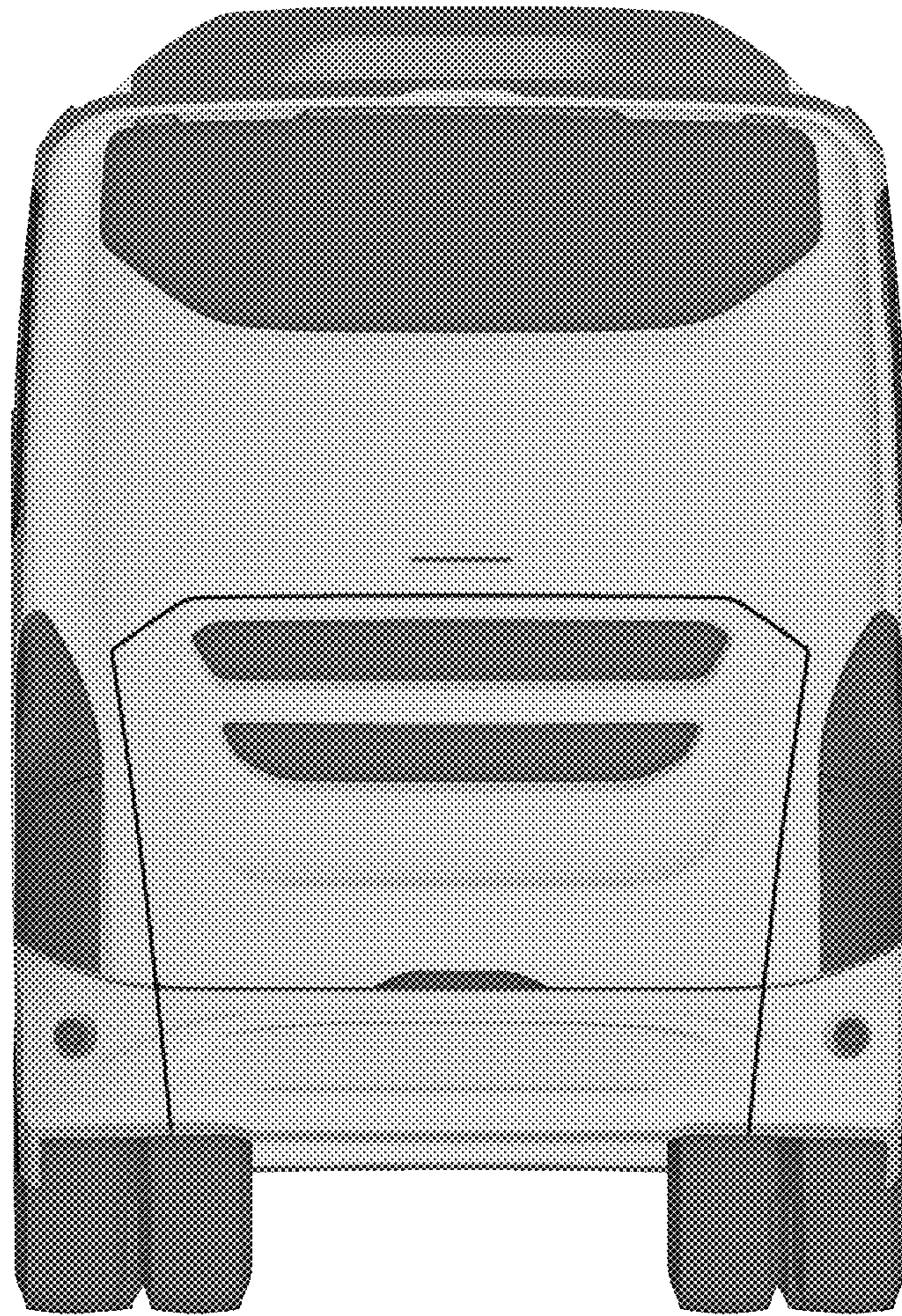


FIG. 4




FIG. 5




FIG. 6




FIG. 7

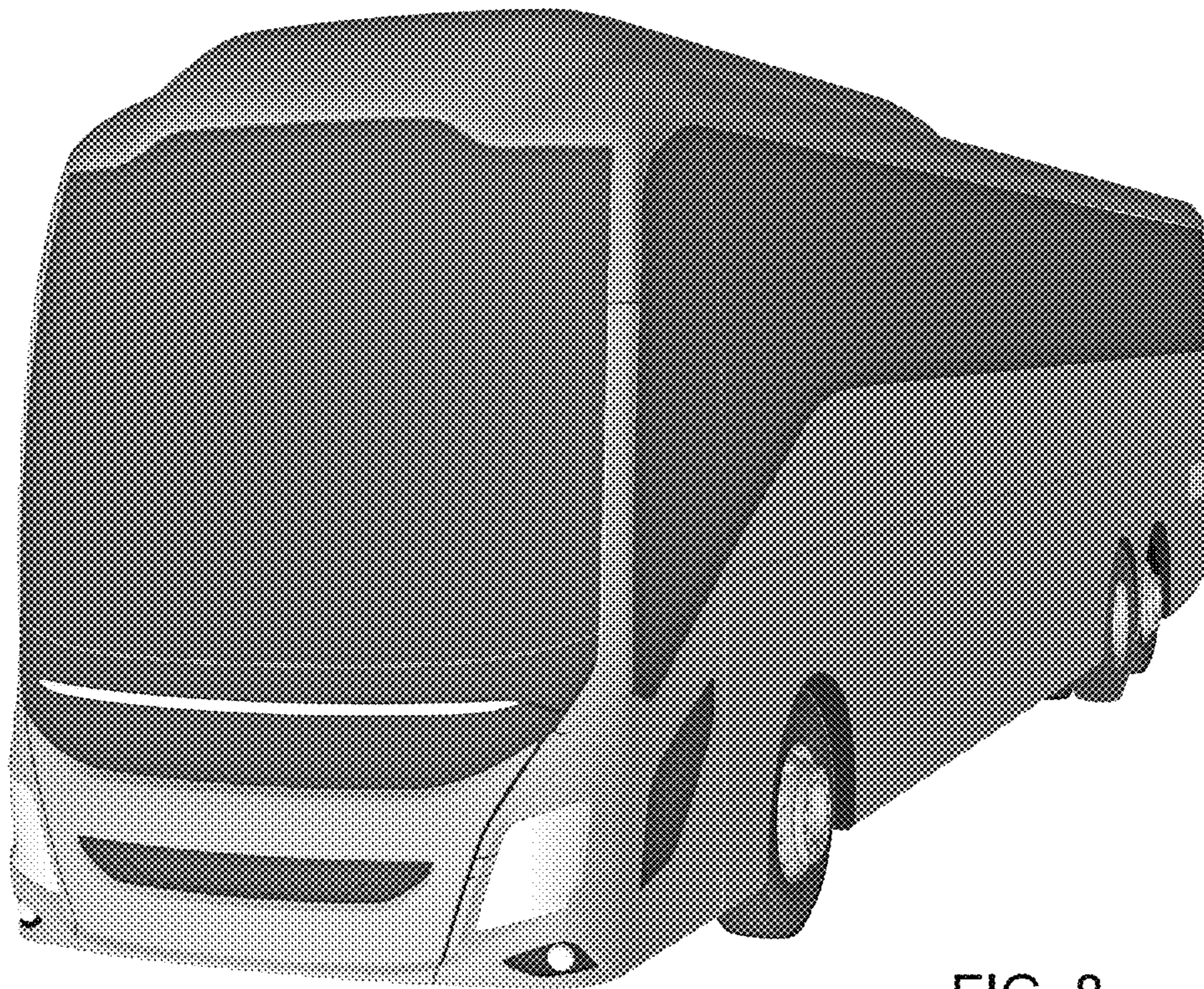


FIG. 8

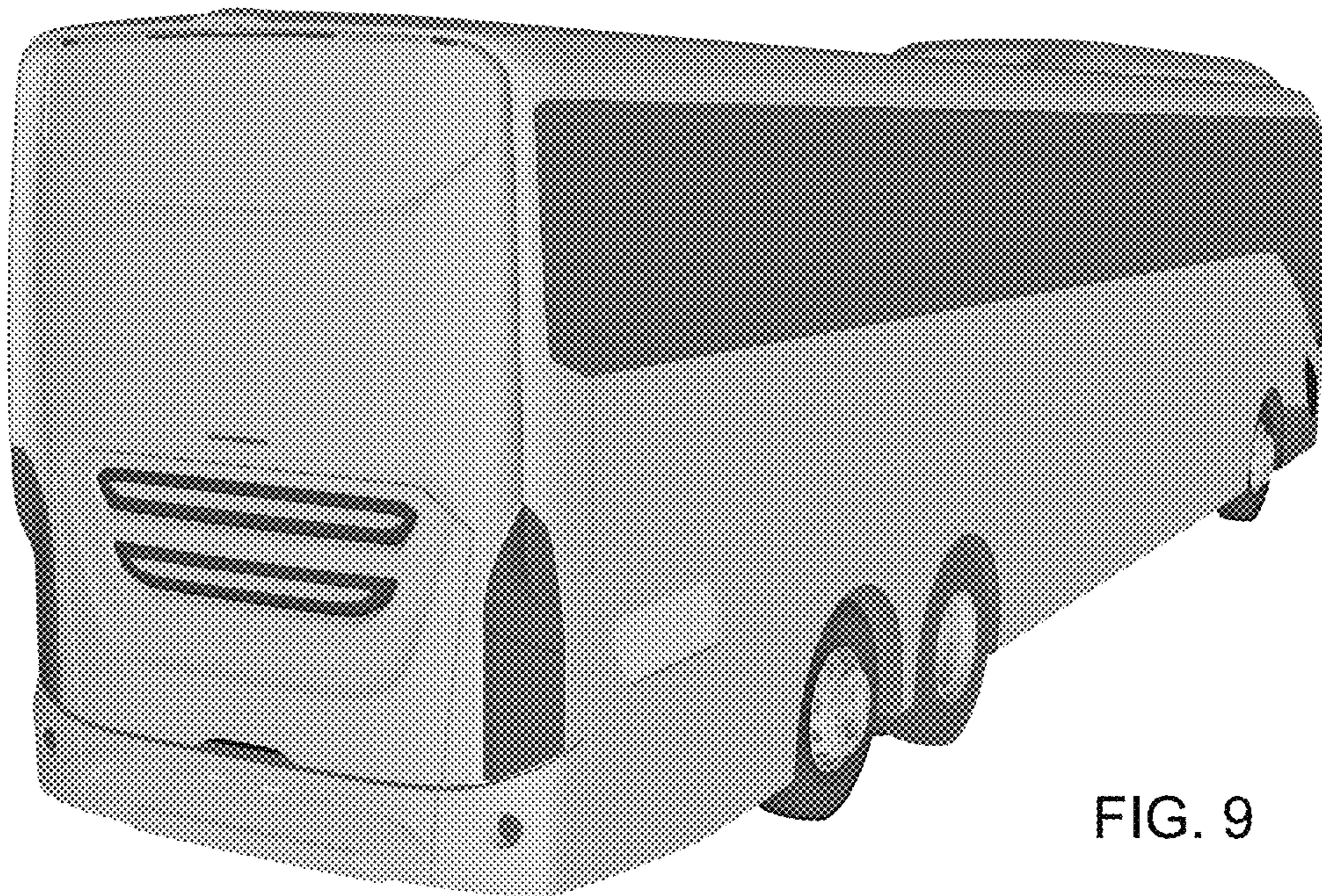


FIG. 9




FIG. 10




FIG. 11




FIG. 12




FIG. 13




FIG. 14

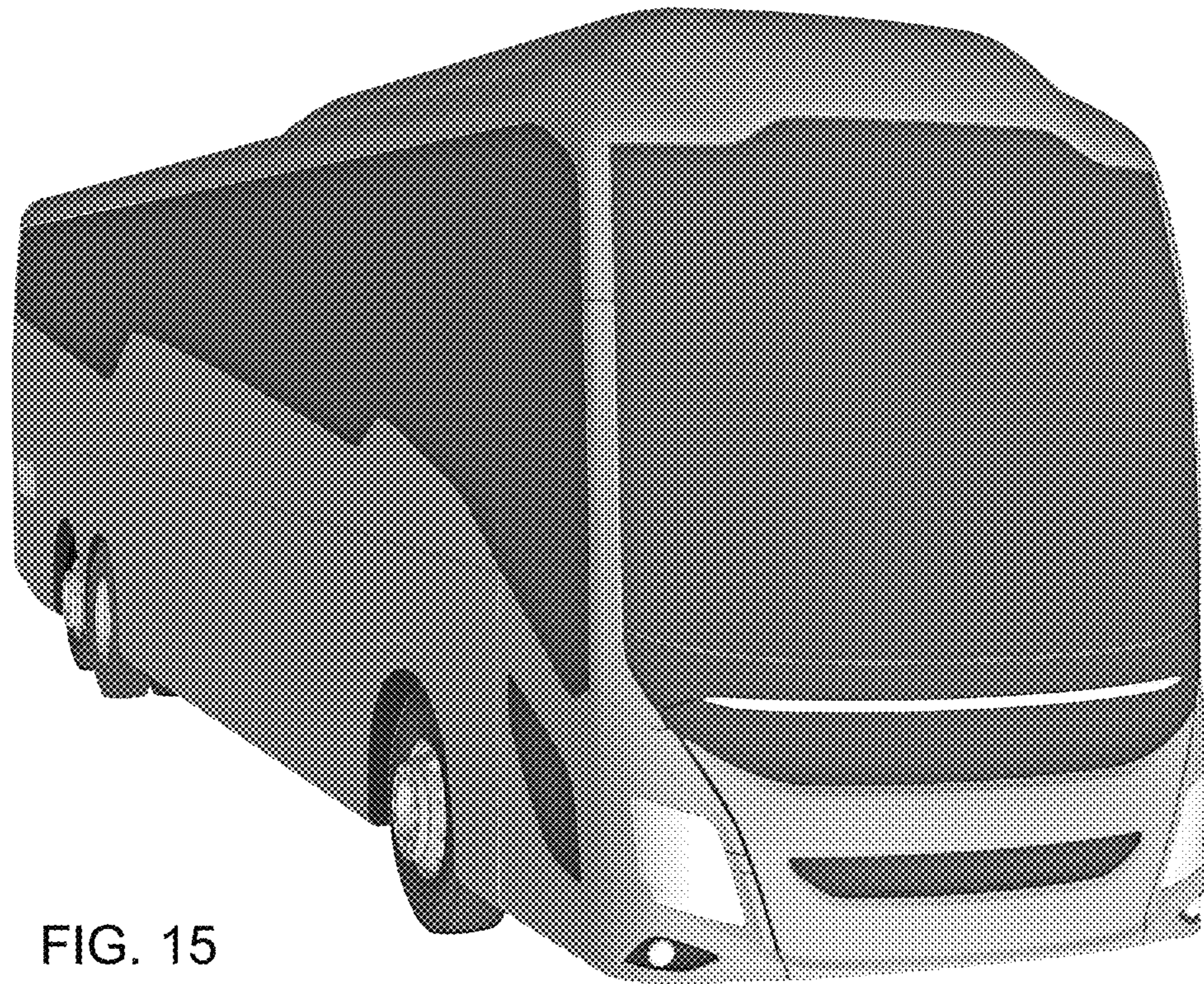


FIG. 15

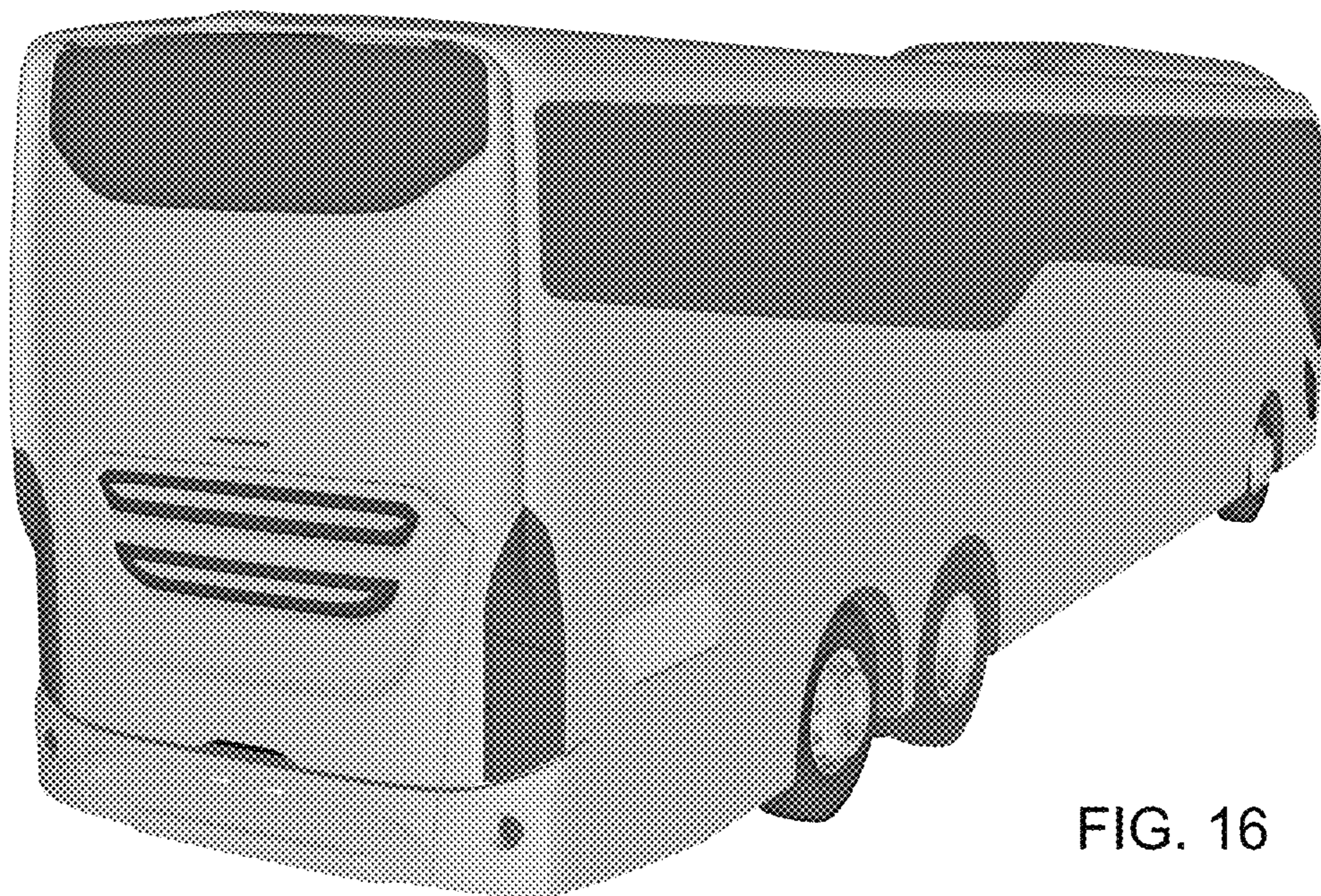


FIG. 16




FIG. 17




FIG. 18

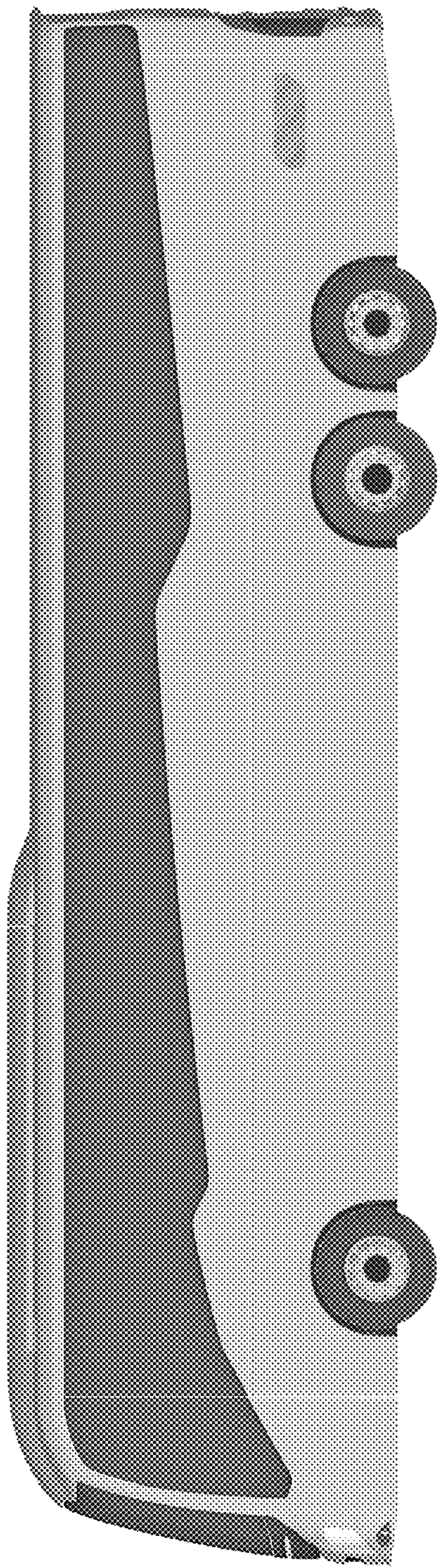


FIG. 19

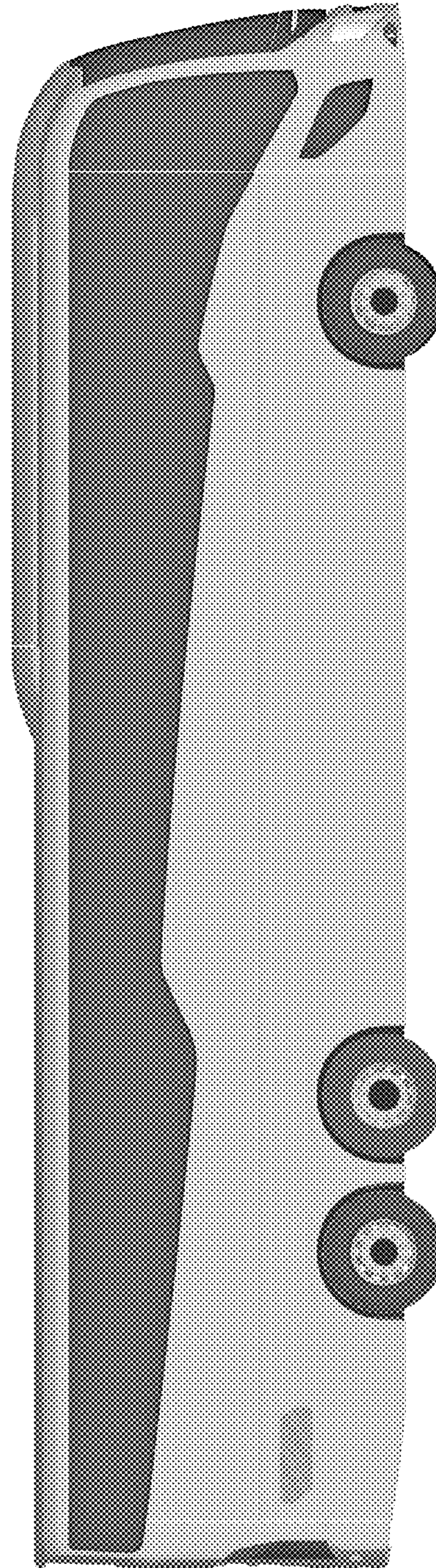


FIG. 20




FIG. 21