



US00D780626S

(12) **United States Design Patent**
Li et al.

(10) **Patent No.:** **US D780,626 S**
(45) **Date of Patent:** **** Mar. 7, 2017**

(54) **TWO-WHEELED SELF-BALANCING VEHICLE**

(71) Applicant: **E-Link Technology Co, Ltd,**
Guangdong Province (CN)

(72) Inventors: **Yucheng Li,** Guangdong Province (CN); **Qiusheng Zhang,** Guangdong Province (CN); **Pingzhi Li,** Guangdong Province (CN)

(**) Term: **15 Years**

(21) Appl. No.: **29/561,164**

(22) Filed: **Apr. 14, 2016**

(30) **Foreign Application Priority Data**

Jan. 11, 2016 (CN) 2016 3 0008199

(51) **LOC (10) Cl.** **12-14**

(52) **U.S. Cl.**
USPC **D12/1**

(58) **Field of Classification Search**
USPC D12/1, 5; D21/419, 421, 423, 426, 662, D21/760, 765, 766, 769, 771, 776, 803; 701/124; 280/87.042, 87.021, 87.041, 280/5.23, 5.39, 205, 209, 229, 266, 282, 280/851; 180/181, 5.26, 6.5, 7.1, 8.2, 180/65.8, 907, 218, 65, 13
CPC B62K 3/007; B62K 17/00; B62K 2202/00; B62D 51/001; B62D 51/02; B62D 61/00; A63C 17/0033; A63C 17/01; A63C 17/016; A63C 2203/40; A63C 17/12
See application file for complete search history.

(56) **References Cited**

U.S. PATENT DOCUMENTS

8,738,278 B2 * 5/2014 Chen B62K 11/007
180/218
D737,723 S * 9/2015 Ying D12/1

D738,256 S * 9/2015 Ying D12/1
D739,906 S * 9/2015 Chen D21/760
9,376,155 B2 * 6/2016 Ying B62K 3/007
9,403,573 B1 * 8/2016 Mazzei B62D 51/02
2002/0008361 A1 * 1/2002 Smith A63C 5/031
280/14.21
2005/0242538 A1 * 11/2005 Hiramatsu A63C 17/004
280/92
2013/0238231 A1 * 9/2013 Chen B62K 11/007
701/124
2016/0129963 A1 * 5/2016 Ying B62K 3/007
180/6.5
2016/0325803 A1 * 11/2016 Waxman B62M 7/12

* cited by examiner

Primary Examiner — T. Chase Nelson

Assistant Examiner — Ania Aman

(74) *Attorney, Agent, or Firm* — Prakash Nama; Global IP Services, PLLC


(57) **CLAIM**

The ornamental design for a two-wheeled self-balancing vehicle, as shown and described.

DESCRIPTION

FIG. 1 is a front elevation view of a two-wheeled self-balancing vehicle showing my new design; FIG. 2 is a rear elevation view thereof; FIG. 3 is a left side elevation view thereof; FIG. 4 is a top plan the view thereof; FIG. 5 is a bottom plan the view thereof; FIG. 6 is a first perspective view thereof; and, FIG. 7 is a second perspective view thereof. The right side elevation view of the two-wheeled self-balancing vehicle is omitted, because it is symmetric with the left side elevation view.

1 Claim, 3 Drawing Sheets



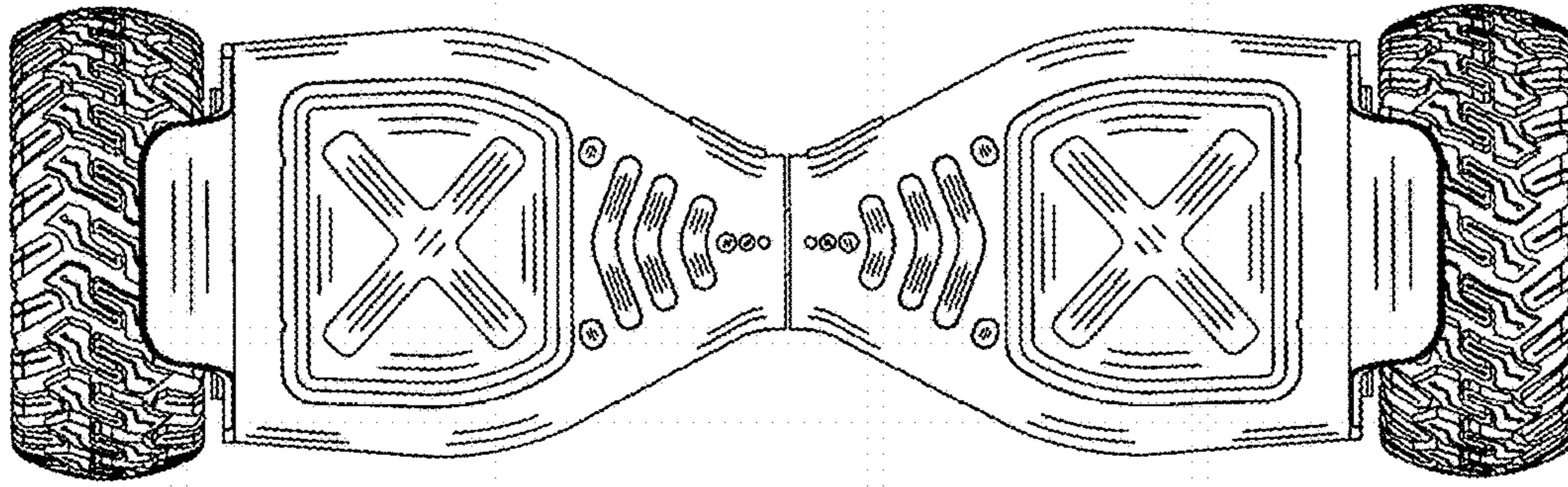


FIG. 1

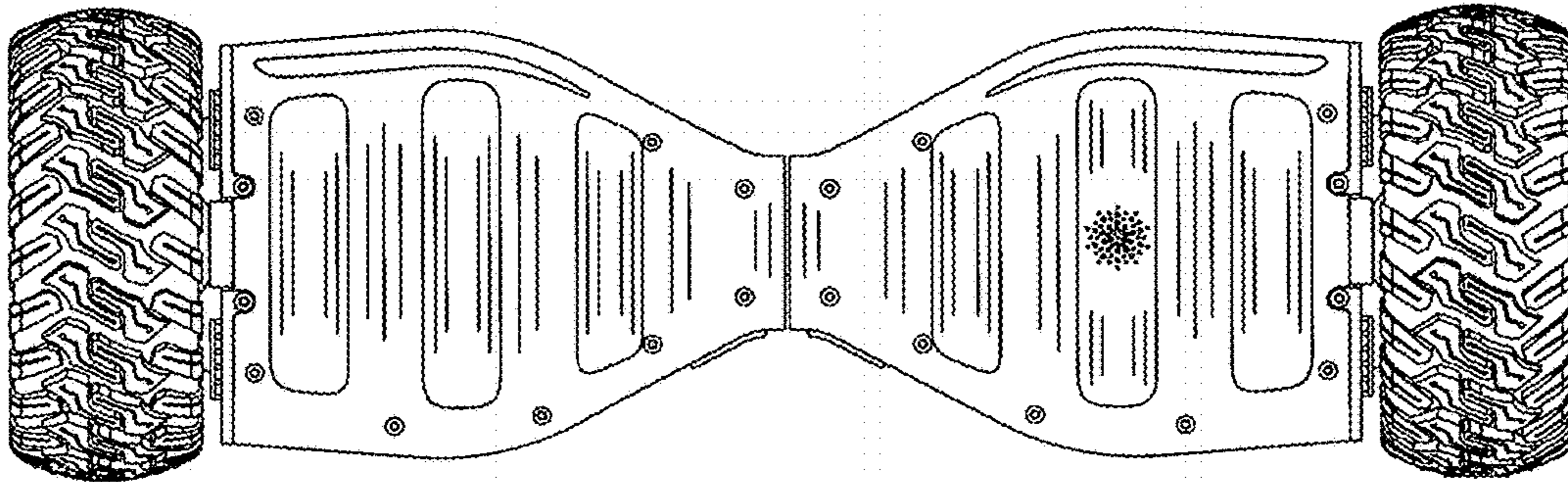


FIG. 2




FIG. 3

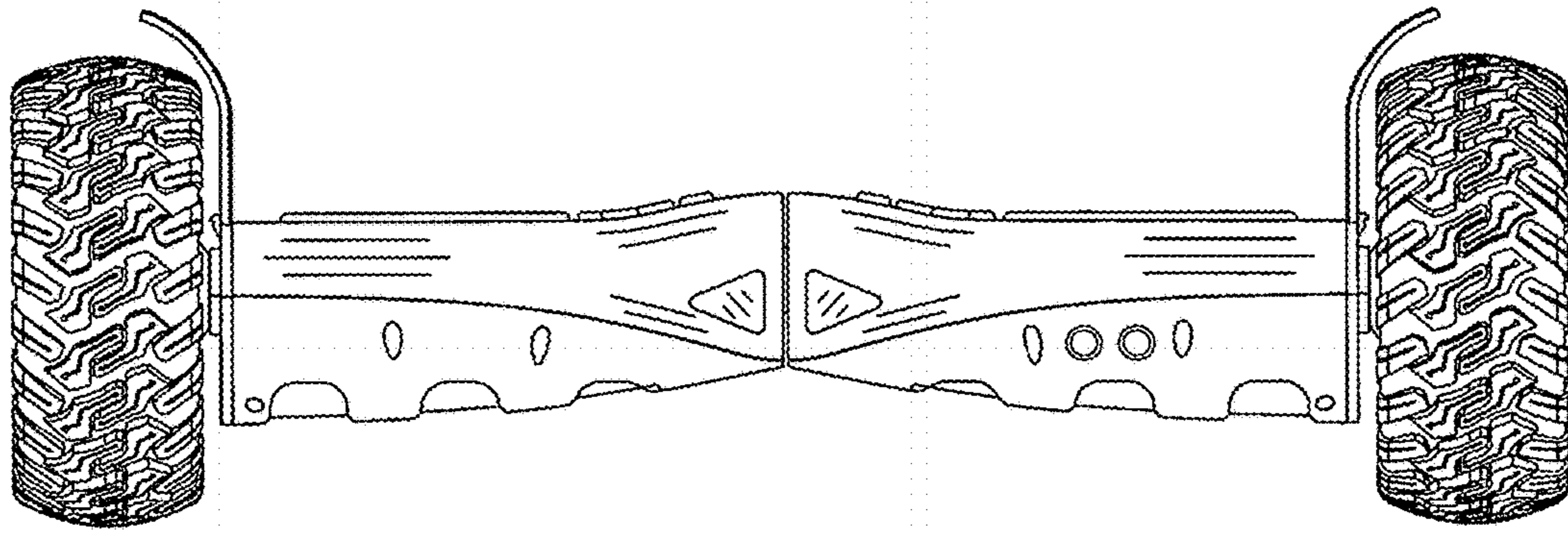


FIG. 4

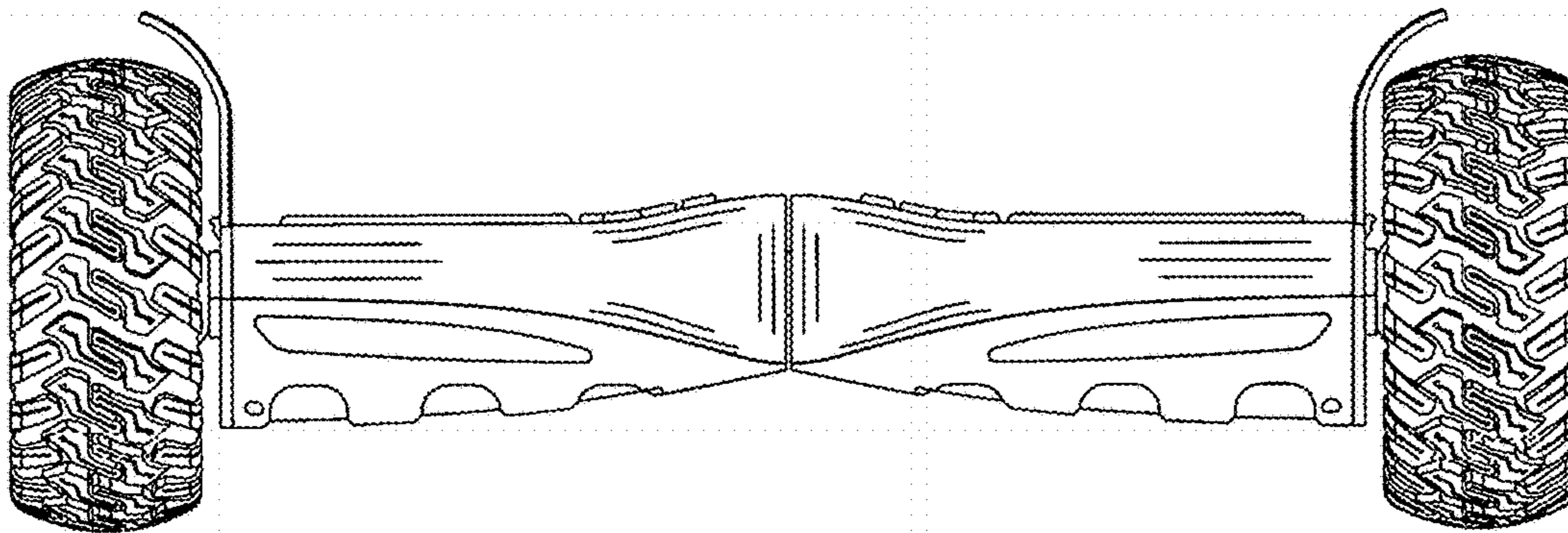


FIG. 5

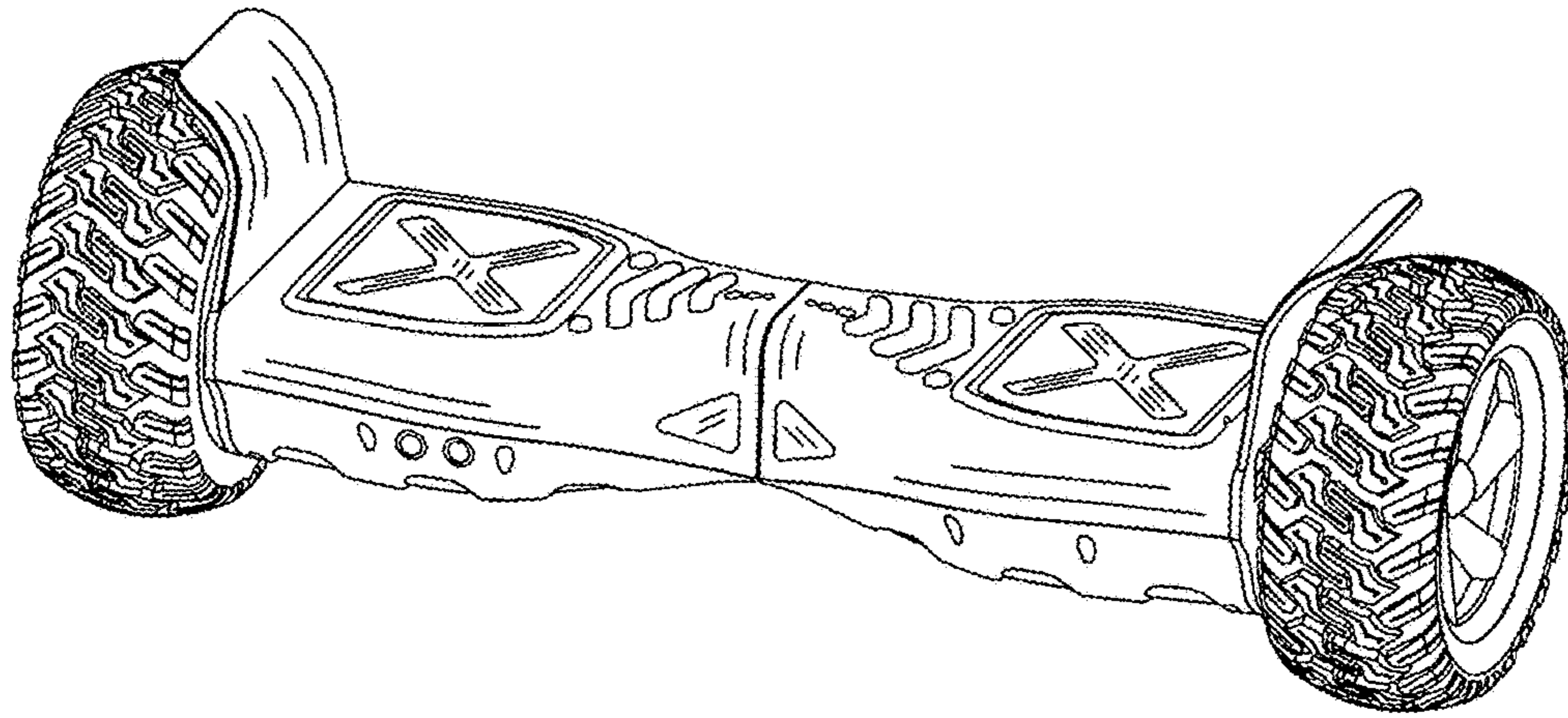


FIG. 6

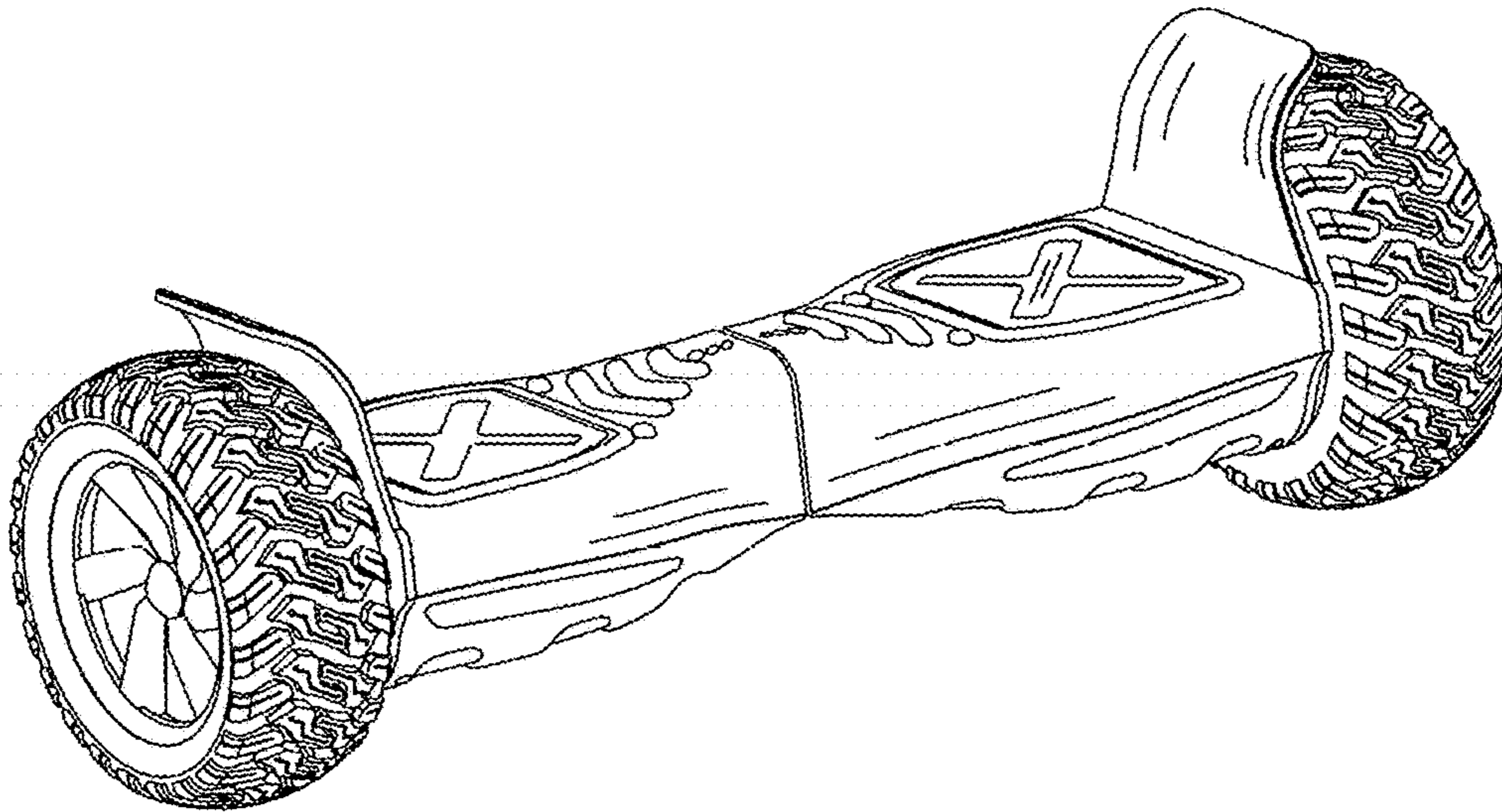


FIG. 7