



US00D780624S

(12) **United States Design Patent**  
**Hamada et al.**

(10) **Patent No.:** **US D780,624 S**  
(45) **Date of Patent:** **\*\* Mar. 7, 2017**

(54) **END STOP FOR A SLIDE FASTENER**  
(71) Applicant: **YKK Corporation**, Tokyo (JP)  
(72) Inventors: **Yoshikazu Hamada**, Ascoli Piceno (IT); **Massimiliano Di Girolami**, Ascoli Piceno (IT)  
(73) Assignee: **YKK Corporation** (JP)  
(\*\*) Term: **15 Years**  
(21) Appl. No.: **29/561,077**  
(22) Filed: **Apr. 13, 2016**

3,752,718 A \* 8/1973 Potin ..... A44B 19/38  
156/66  
4,136,424 A \* 1/1979 Takahashi ..... A44B 19/36  
24/435  
D478,024 S \* 8/2003 Nordstrom ..... D11/221  
7,698,790 B2 \* 4/2010 Holloway ..... A44B 19/36  
24/436  
7,963,009 B2 \* 6/2011 Tamura ..... A44B 19/36  
24/388  
D643,778 S \* 8/2011 Hasegawa ..... D11/221  
D648,246 S \* 11/2011 Hasegawa ..... D11/221  
8,091,187 B2 \* 1/2012 Takazawa ..... A44B 19/32  
24/435  
8,776,330 B2 \* 7/2014 Keyaki ..... A44B 19/36  
24/434  
9,314,069 B2 \* 4/2016 Takazawa ..... A44B 19/386  
9,456,664 B2 \* 10/2016 Tanaka ..... A44B 19/32

(30) **Foreign Application Priority Data**  
Oct. 13, 2015 (EM) ..... 002820860-0002  
(51) **LOC (10) Cl.** ..... **02-07**  
(52) **U.S. Cl.**  
USPC ..... **D11/221**  
(58) **Field of Classification Search**  
USPC ..... D11/200–201, 221; 24/381–383,  
24/385–387, 414–417, 421–422, 419,  
429, 24/431, 205.11 R, 435, 436; 2/265;  
D2/641; 294/2, 3.6; 223/111  
CPC ..... A44B 19/00; A44B 19/02; A44B 19/04;  
A44B 19/10; A44B 19/24; A44B 19/26;  
A44B 19/30; A44B 19/06; A44B 19/36  
See application file for complete search history.

\* cited by examiner

*Primary Examiner* — Ralf Seifert  
(74) *Attorney, Agent, or Firm* — Kilpatrick Townsend & Stockton LLP

(57) **CLAIM**

The ornamental design for an end stop for a slide fastener, as shown and described.

**DESCRIPTION**

FIG. 1 is a perspective view of the rear, top and right side of an end stop for a slide fastener, showing our new design; FIG. 2 is a front view thereof; FIG. 3 is a rear view thereof; FIG. 4 is a left side view thereof; FIG. 5 is a right side view thereof; FIG. 6 is a top plan view thereof; and, FIG. 7 is a bottom view thereof.

(56) **References Cited**  
U.S. PATENT DOCUMENTS  
D141,873 S \* 7/1945 Brozek ..... 24/435  
2,835,951 A \* 5/1958 Buckenham ..... A44B 19/36  
24/435

**1 Claim, 7 Drawing Sheets**

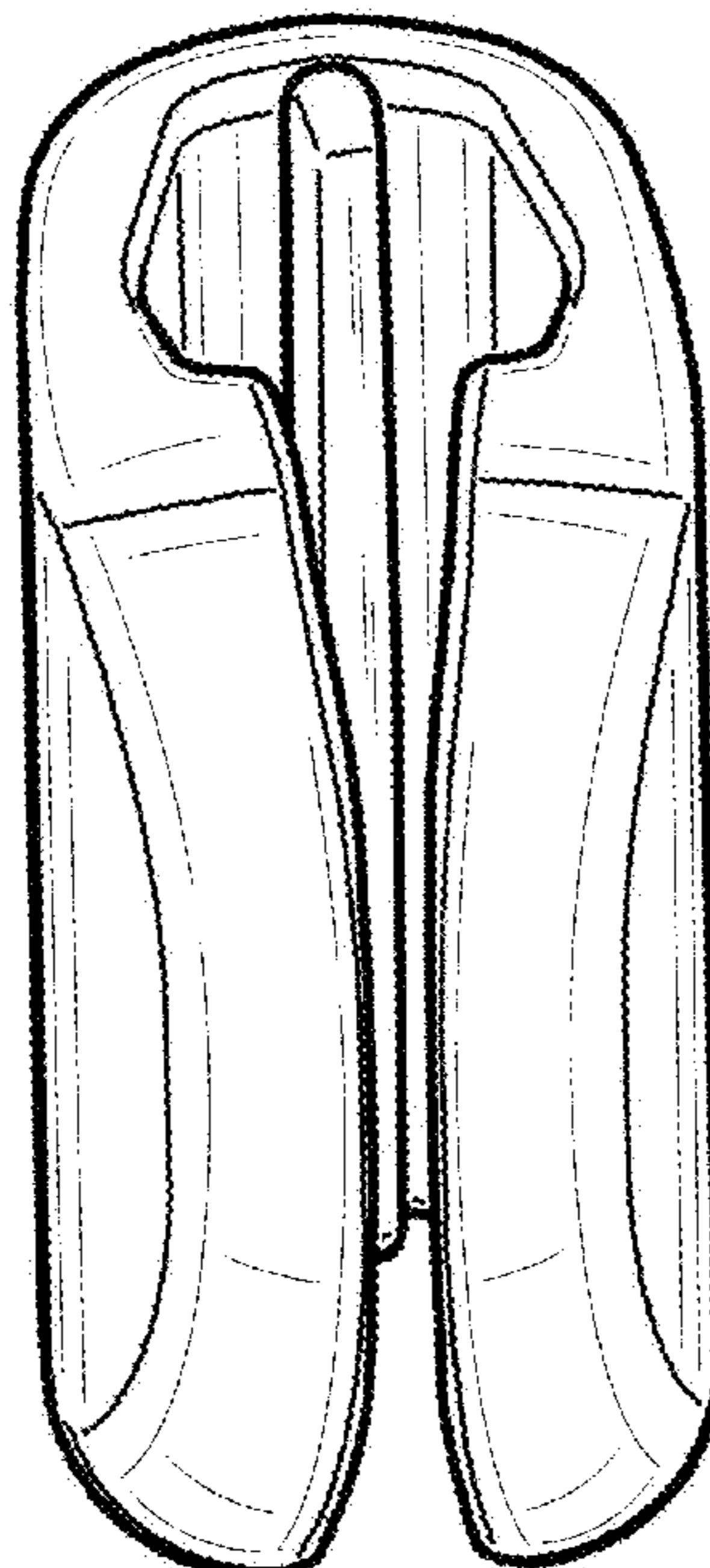


Fig. 1



Fig. 2




Fig. 3

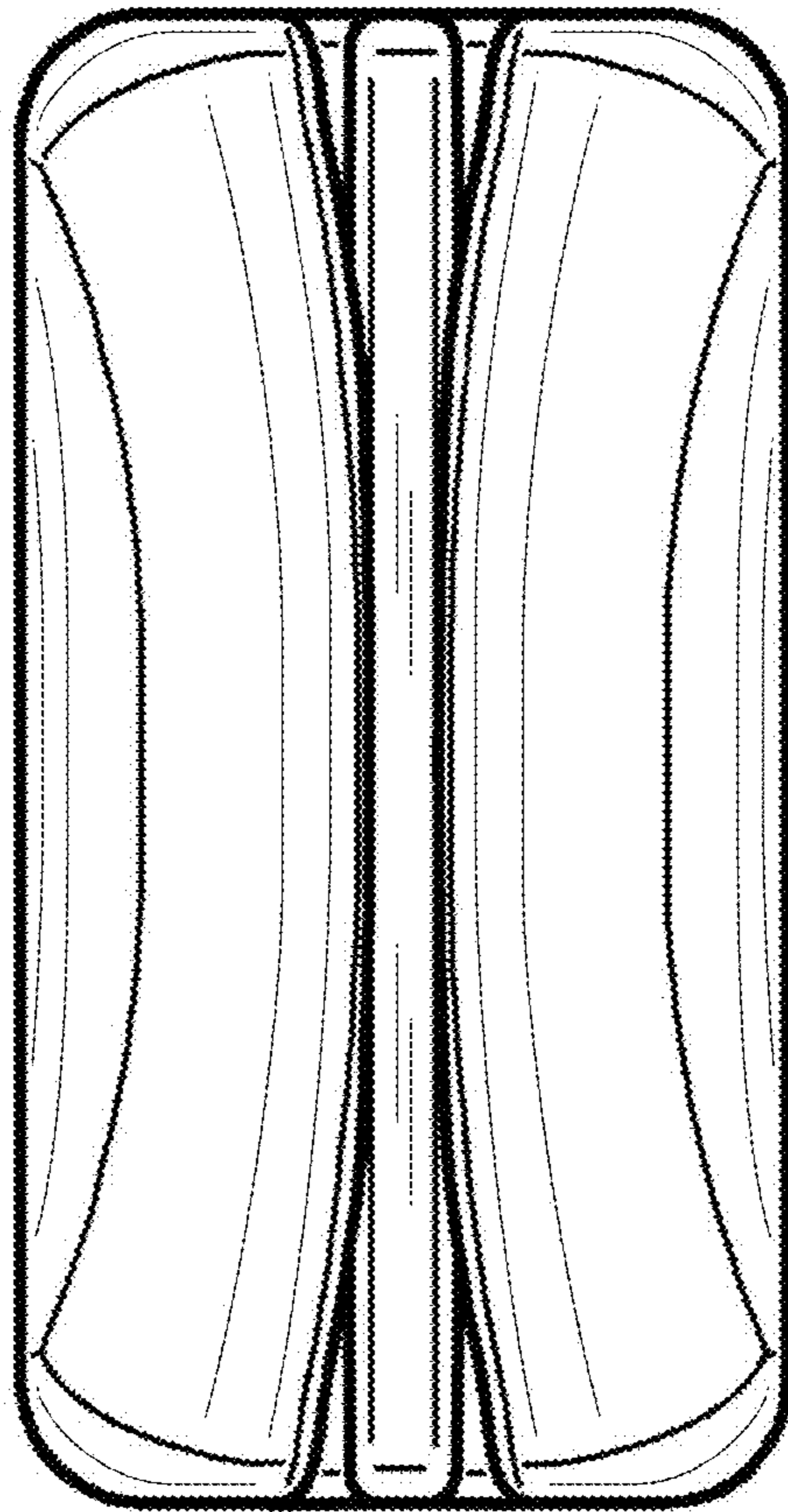


Fig. 4

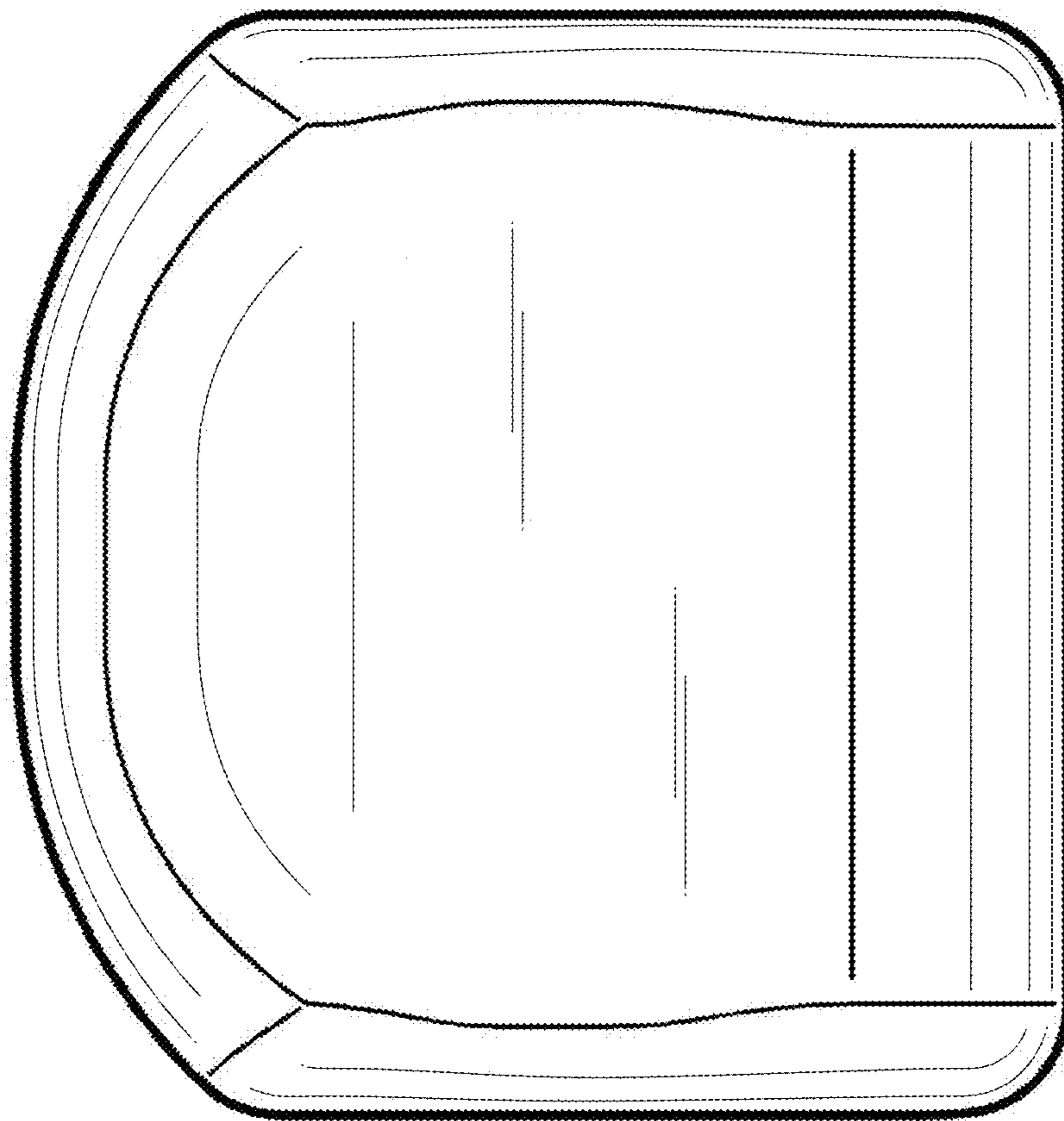


Fig. 5

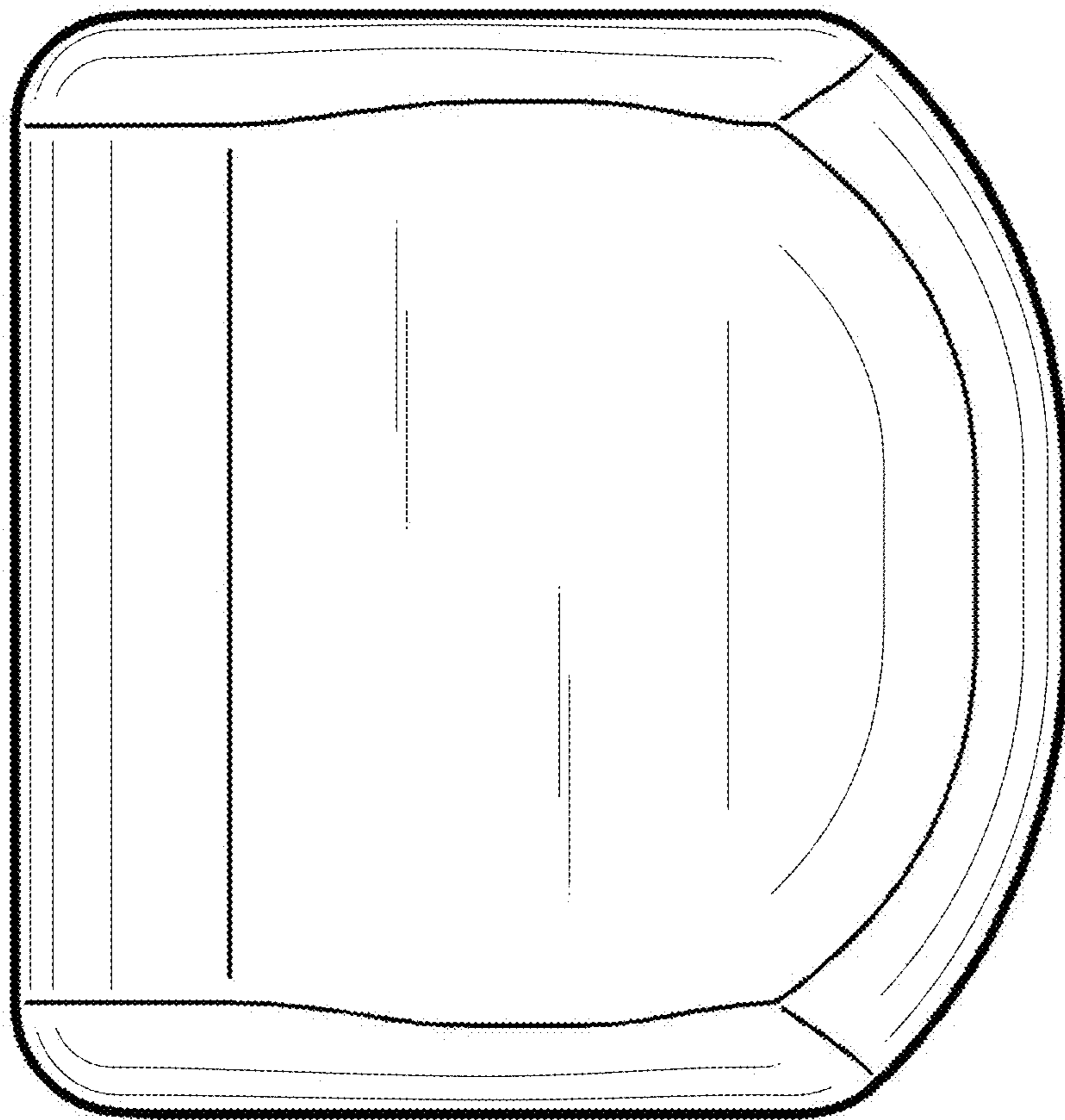


Fig. 6

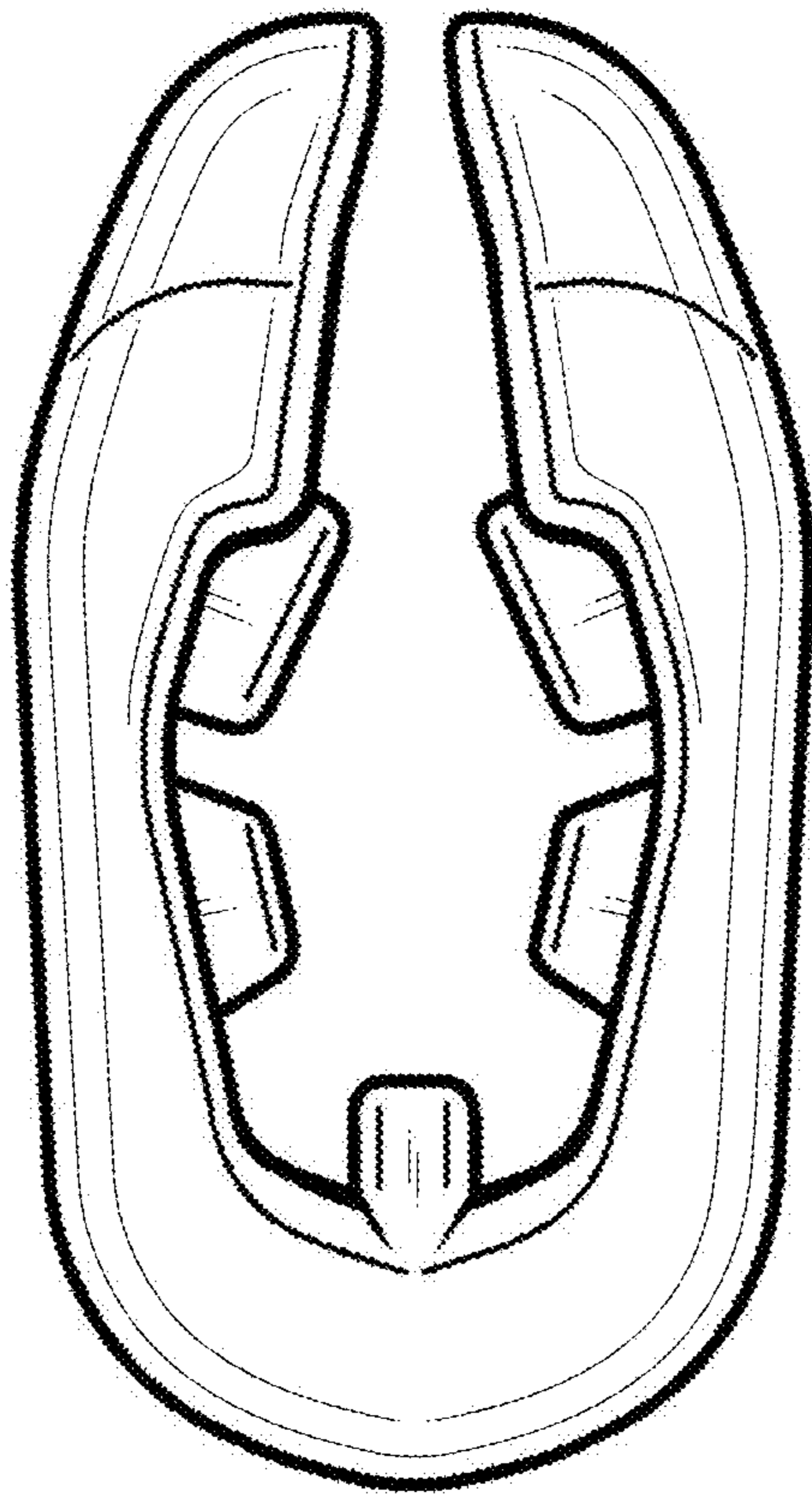


Fig. 7

