



US00D780620S

(12) **United States Design Patent** (10) **Patent No.:** **US D780,620 S**  
**Hardy** (45) **Date of Patent:** **\*\* Mar. 7, 2017**

(54) **PENDANT**  
(71) Applicant: **Cartier International AG**, Steinhausen (CH)  
(72) Inventor: **Theodora Hardy**, Paris (FR)  
(73) Assignee: **Cartier International AG**, Steinhausen (CH)

D172,599 S \* 7/1954 Katz ..... D11/7  
D172,603 S \* 7/1954 Katz ..... D11/79  
D387,300 S \* 12/1997 Morrison ..... D11/40  
D439,863 S \* 4/2001 Cabarbaye ..... D11/26  
D469,715 S \* 2/2003 Wallner ..... D11/79  
D538,029 S \* 3/2007 Knoepke ..... D11/121  
D560,510 S \* 1/2008 Lepoitevin ..... D9/551  
D628,117 S \* 11/2010 Speegle ..... D11/79  
D637,667 S \* 5/2011 Lin ..... D21/398

(Continued)

(\*\*) Term: **15 Years**

**OTHER PUBLICATIONS**

(21) Appl. No.: **29/549,778**

[Online] [http://www.cartier.com/content/dam/cartier\\_dam/catalogue\\_assets/thumbnails/thumbnail\\_jewelry/Cactus\\_Necklaces.jpg.scale.314.high.jpg](http://www.cartier.com/content/dam/cartier_dam/catalogue_assets/thumbnails/thumbnail_jewelry/Cactus_Necklaces.jpg.scale.314.high.jpg). Retrieved Oct. 16, 2016.\*

(22) Filed: **Dec. 28, 2015**

(51) **LOC (10) Cl.** ..... **11-01**

(52) **U.S. Cl.**

USPC ..... **D11/79**

(58) **Field of Classification Search**

USPC ..... D11/1, 2, 26-39, 40-4, 79-86, 91, 922;  
63/26-28; D21/713

CPC ..... A44C 9/00; A44C 9/0007; A44C 9/0015;  
A44C 9/0023; A44C 9/003; A44C 9/0038; A44C 9/0046; A44C 9/0053;  
A44C 9/0061; A44C 9/0069; A44C 9/0076; A44C 9/0084; A44C 9/0092;  
A44C 9/02; A44C 17/02; A44C 17/0208; A44C 17/0216; A44C 17/0225; A44C 17/0233; A44C 17/0241; A44C 17/025; A44C 17/0258; A44C 17/0266; A44C 17/0275; A44C 17/0283; A44C 17/0291; A44C 1/00; A44C 3/00; A44C 15/005; A44C 25/00; A44C 25/001; A44C 25/002; A44C 25/007

See application file for complete search history.

(57) **CLAIM**

The ornamental design for a pendant, as shown and described.

**DESCRIPTION**

FIG. 1 is a front side view of a pendant of the present invention.

FIG. 2 is a back side view of the pendant of FIG. 1.

FIG. 3 is a top side view of the pendant of FIG. 1.

FIG. 4 is a bottom side view of the pendant of FIG. 1.

FIG. 5 is a left side view of the pendant of FIG. 1.

FIG. 6 is a right side view of the pendant of FIG. 1.

FIG. 7 is a front, right side perspective view of the pendant of FIG. 1; and,

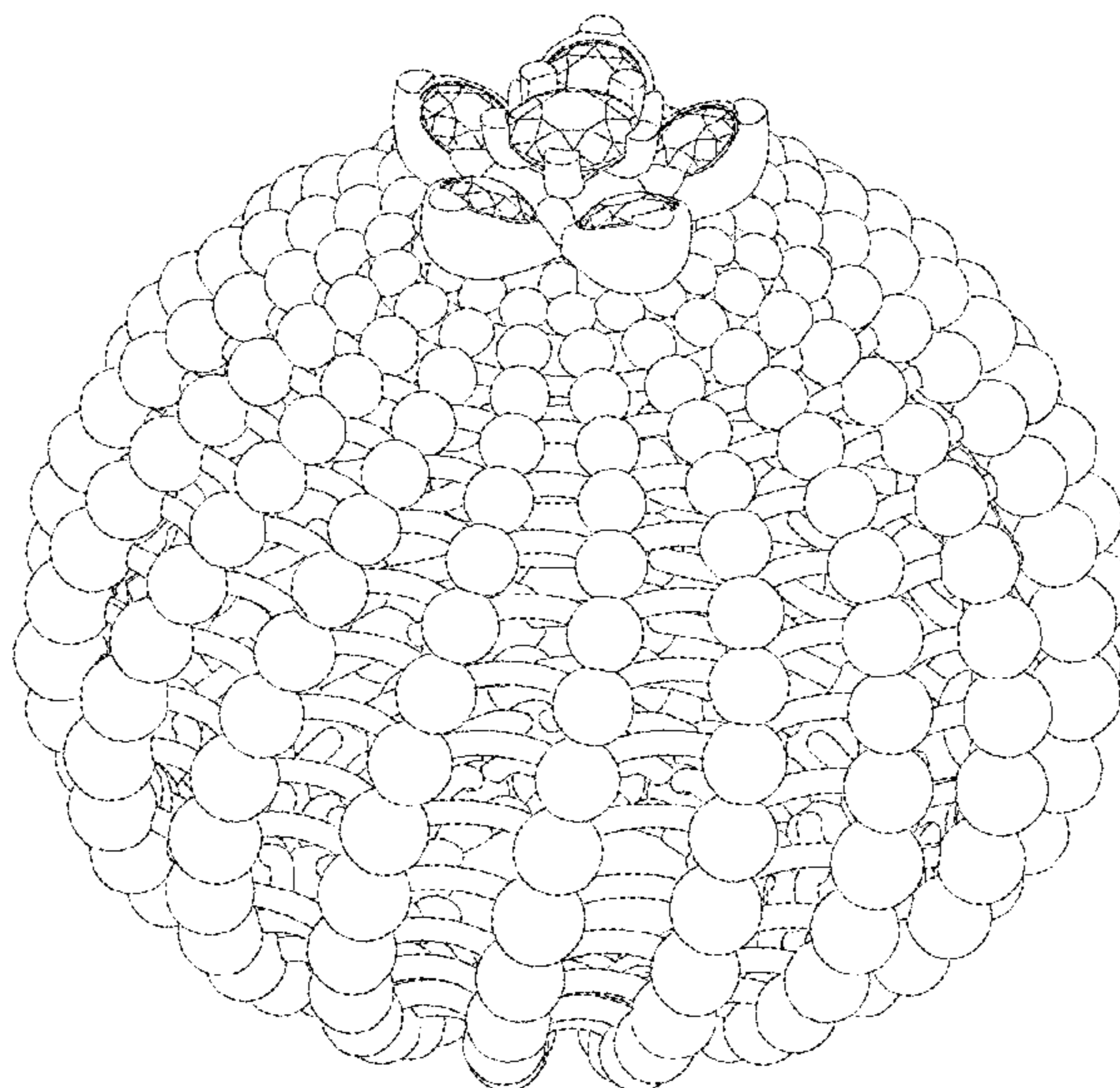
FIG. 8 is a back, left side perspective view of the pendant of FIG. 1.

(56) **References Cited**

**U.S. PATENT DOCUMENTS**

D138,882 S \* 9/1944 Drell ..... D11/227  
D170,526 S \* 10/1953 Del Mas ..... D11/26

**1 Claim, 2 Drawing Sheets**



(56)

**References Cited**

U.S. PATENT DOCUMENTS

D702,586 S \* 4/2014 Pasquetti ..... D11/79  
D742,601 S \* 11/2015 Holterhaus ..... D30/121

\* cited by examiner

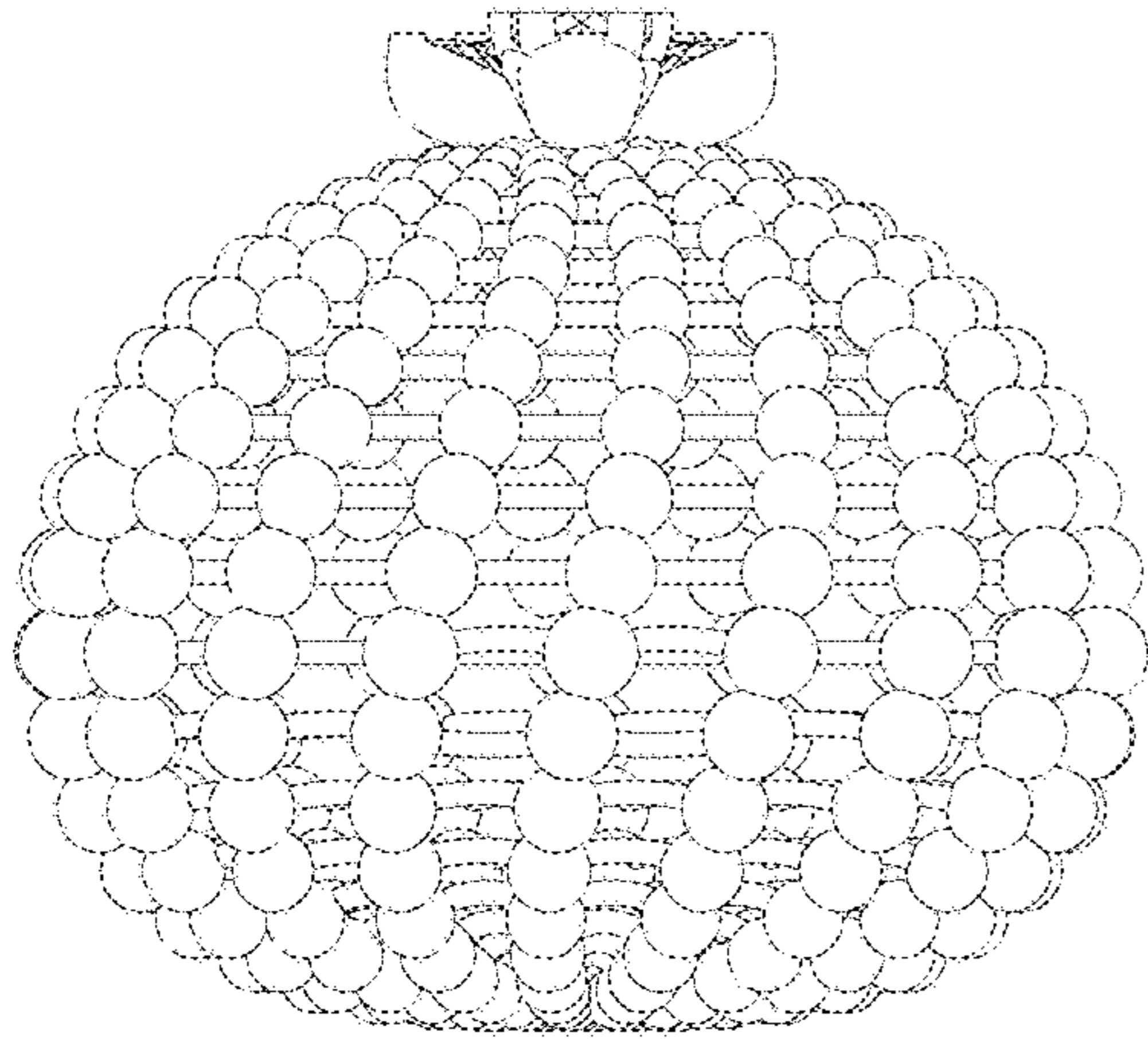


Fig. 1

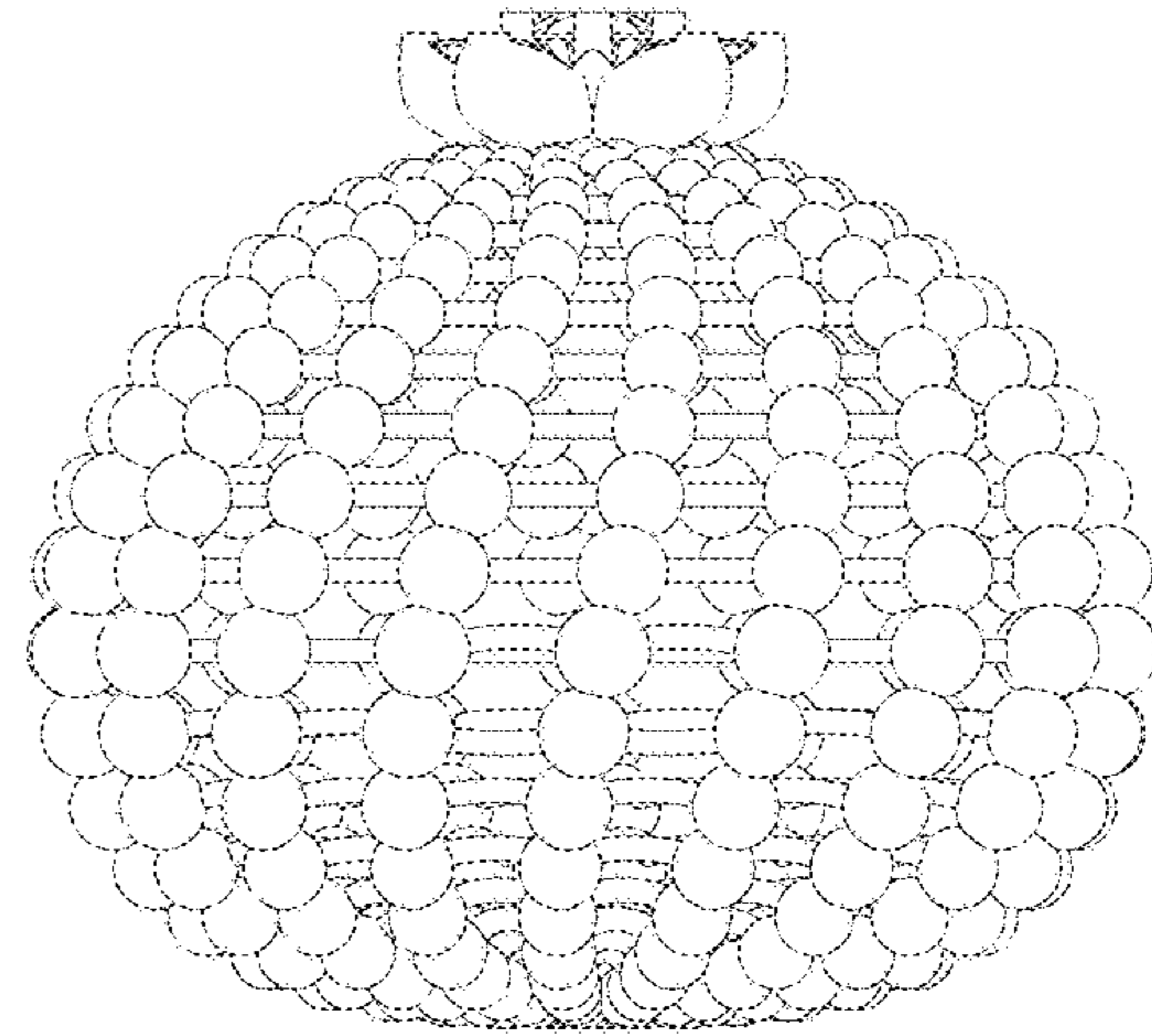


Fig. 2

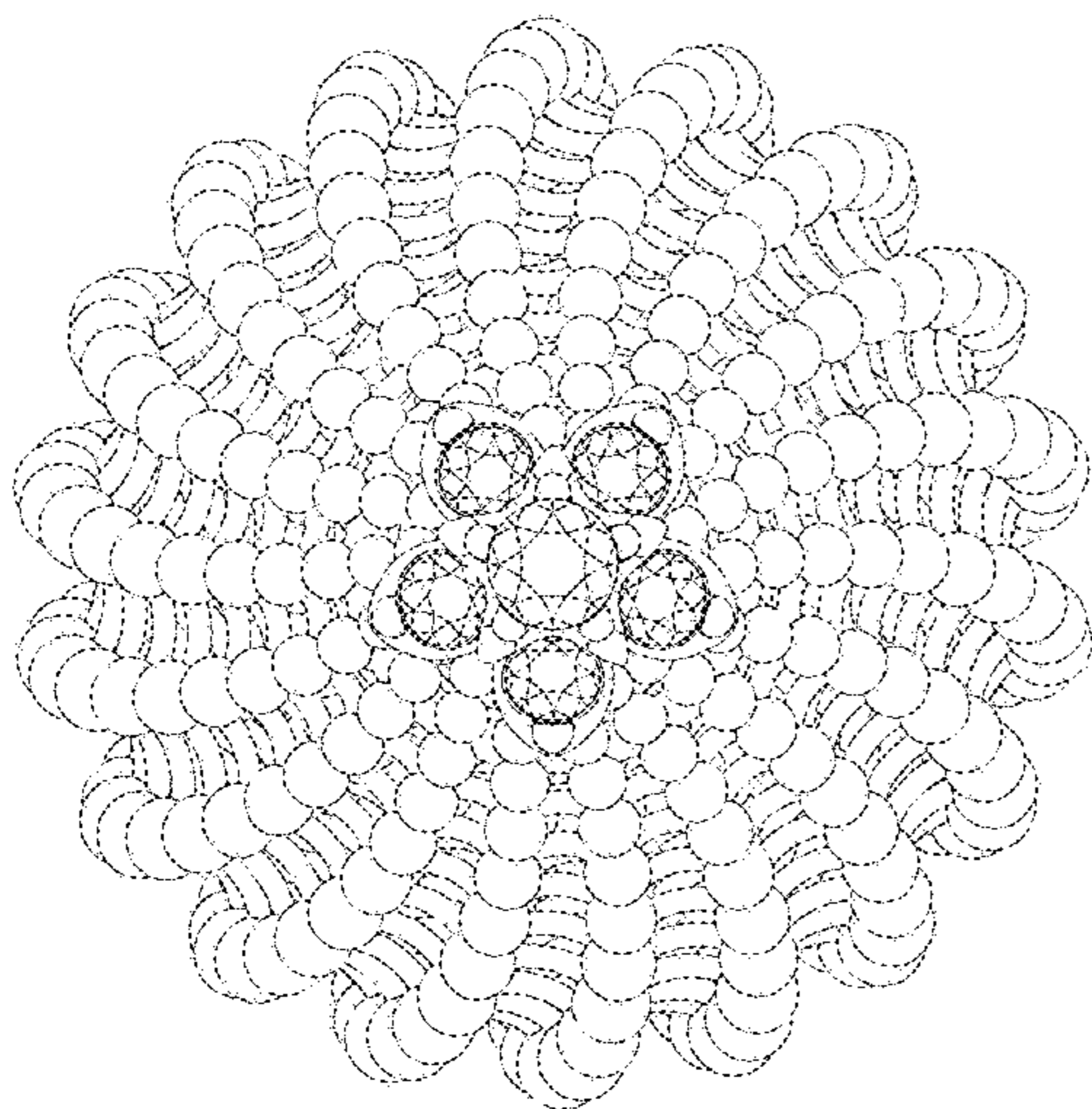


Fig. 3




Fig. 4

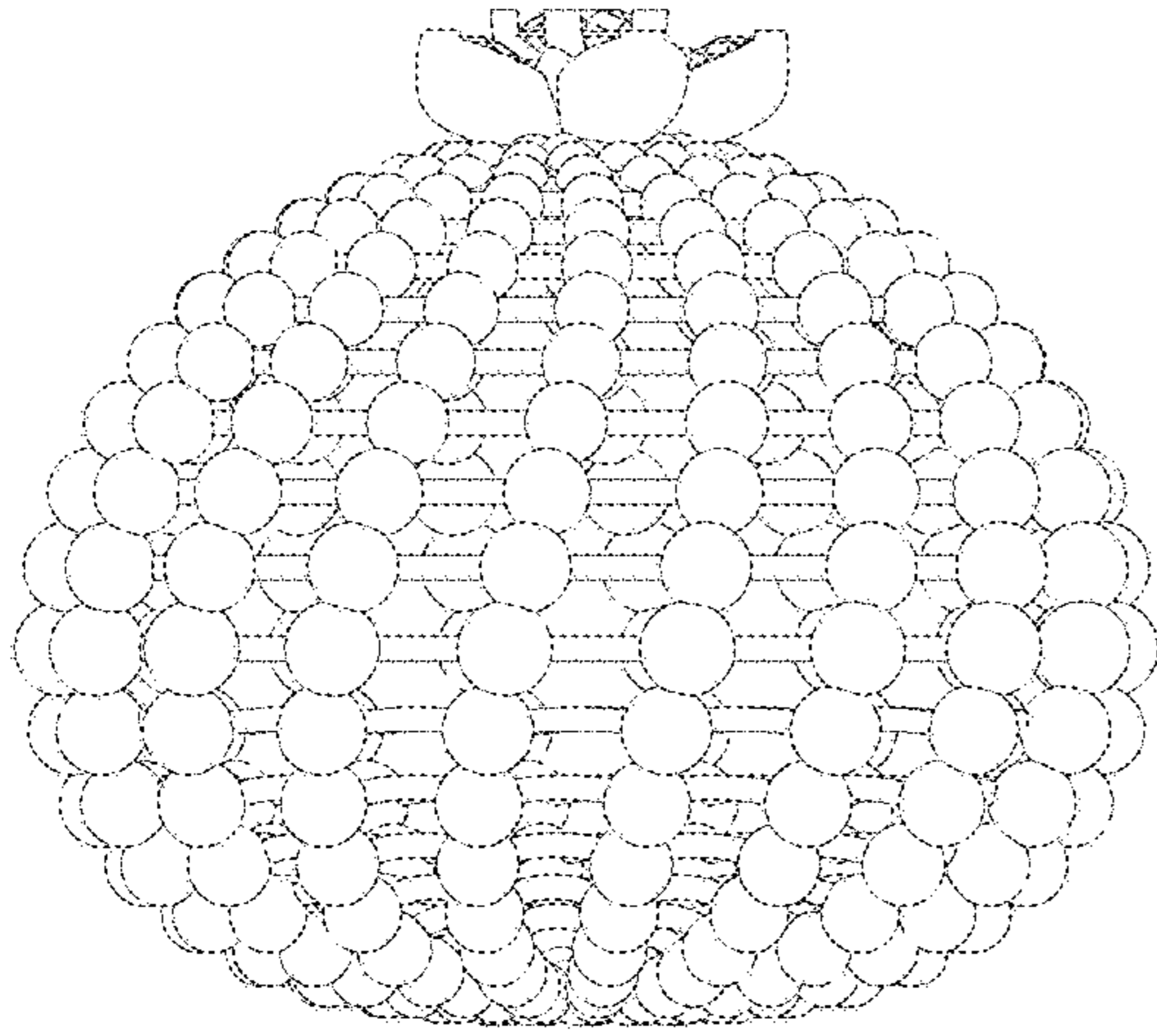


Fig. 5

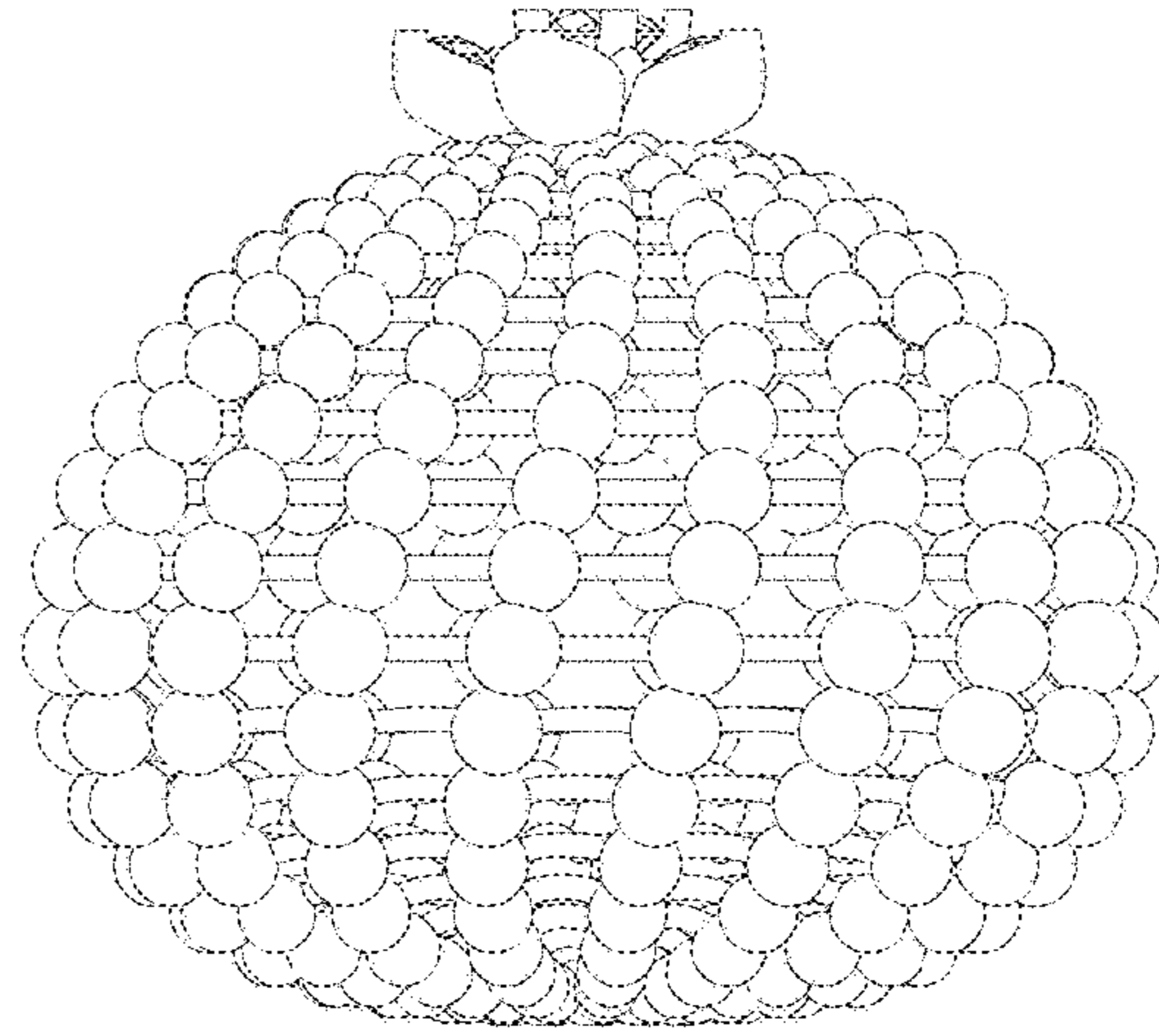


Fig. 6




Fig. 7

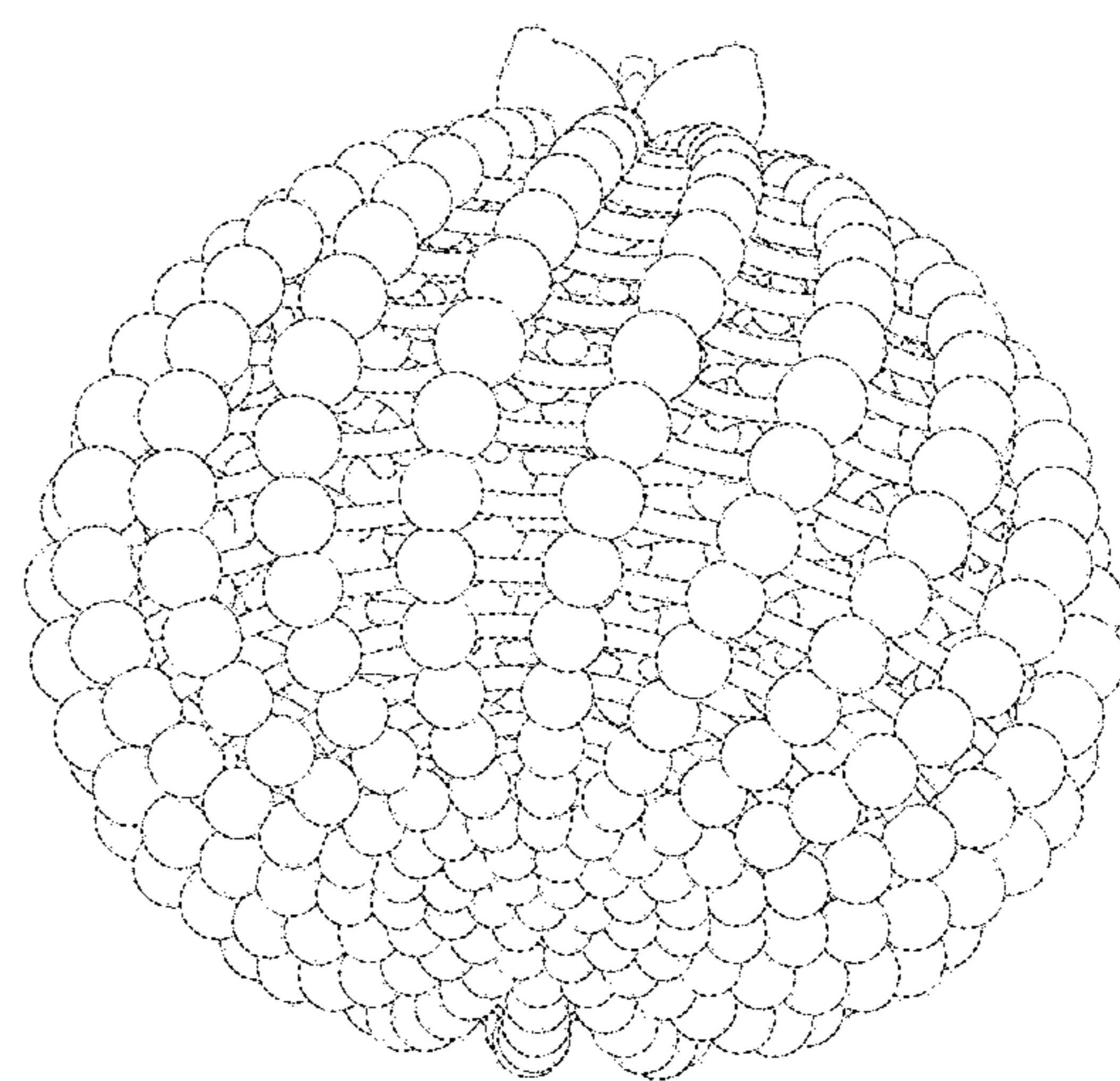


Fig. 8