



US00D780619S

(12) **United States Design Patent**
Rivière

(10) **Patent No.:** **US D780,619 S**

(45) **Date of Patent:** **** Mar. 7, 2017**

(54) **PENDANT**

(71) Applicant: **HARRY WINSTON SA,**
Plan-les-Ouates (CH)

(72) Inventor: **Dominique Rivière,** New York, NY
(US)

(73) Assignee: **HARRY WINSTON SA,**
Plan-les-Ouates (CH)

(**) Term: **15 Years**

(21) Appl. No.: **29/543,635**

(22) Filed: **Oct. 27, 2015**

(30) **Foreign Application Priority Data**

Apr. 30, 2015 (WO) DM/086 305

(51) **LOC (10) Cl.** **11-01**

(52) **U.S. Cl.**
USPC **D11/79; D11/43**

(58) **Field of Classification Search**

USPC D11/1, 2, 40-48, 79-86, 91, 92, 96, 67
CPC A44C 7/00; A44C 7/002; A44C 7/003;
A44C 7/004; A44C 7/005; A44C 7/006;
A44C 7/007; A44C 7/008; A44C 7/009;
A44C 17/02; A44C 17/0208; A44C
17/0216; A44C 17/0255; A44C 17/0233;
A44C 17/0241; A44C 17/025; A44C
17/0258; A44C 17/0266; A44C 25/00;
A44C 25/001; A44C 25/007

See application file for complete search history.

(56) **References Cited**

U.S. PATENT DOCUMENTS

D135,780 S * 6/1943 Levy D11/40
D135,782 S * 6/1943 Levy D11/40
D151,538 S * 10/1948 Philippe D11/67

D153,692 S * 5/1949 Katz D11/67
D166,630 S * 4/1952 Philippe D11/40
D173,207 S * 10/1954 Katz D11/67
D177,130 S * 3/1956 Katz D11/45
5,452,589 A * 9/1995 Carter A44C 7/009
63/14.1
D693,724 S * 11/2013 Kothari D11/91
D727,773 S * 4/2015 Kwon D11/42
D727,775 S * 4/2015 Yatsugi-Kang D11/45
D729,107 S * 5/2015 Riviere D11/42
D751,451 S * 3/2016 Kwon D11/42
D753,013 S * 4/2016 Riviere D11/79
D759,537 S * 6/2016 Yatsugi-Kang D11/66

(Continued)

OTHER PUBLICATIONS

[Online] https://a.1stdibscdn.com/archivesE/jewelry/upload/122/536/XXX_122_1366910197_1.jpg. Retrieved Jul. 27, 2016.*

(Continued)

Primary Examiner — Melanie Pellegrini

(74) *Attorney, Agent, or Firm* — Donald J. Ranft; Collen IP


(57) **CLAIM**

The ornamental design for a pendant, as shown and described.

DESCRIPTION

FIG. 1 is a front left perspective view of a pendant showing my new design;
FIG. 2 is a front view thereof;
FIG. 3 is a rear view thereof;
FIG. 4 is a left side view thereof;
FIG. 5 is a right side view thereof;
FIG. 6 is a top view thereof; and,
FIG. 7 is a bottom view thereof.
The portions of the pendant shown in broken lines form no part of the claimed design.

1 Claim, 5 Drawing Sheets



(56)

References Cited

U.S. PATENT DOCUMENTS

D760,616 S * 7/2016 Riviere D11/34

OTHER PUBLICATIONS

[Online] <http://www.polyvore.com/cgi/img-thing?.out=jpg&size=1&tid=50072922>. Retrieved Jul. 27, 2016.*

* cited by examiner




FIG. 1




FIG. 2




FIG. 3

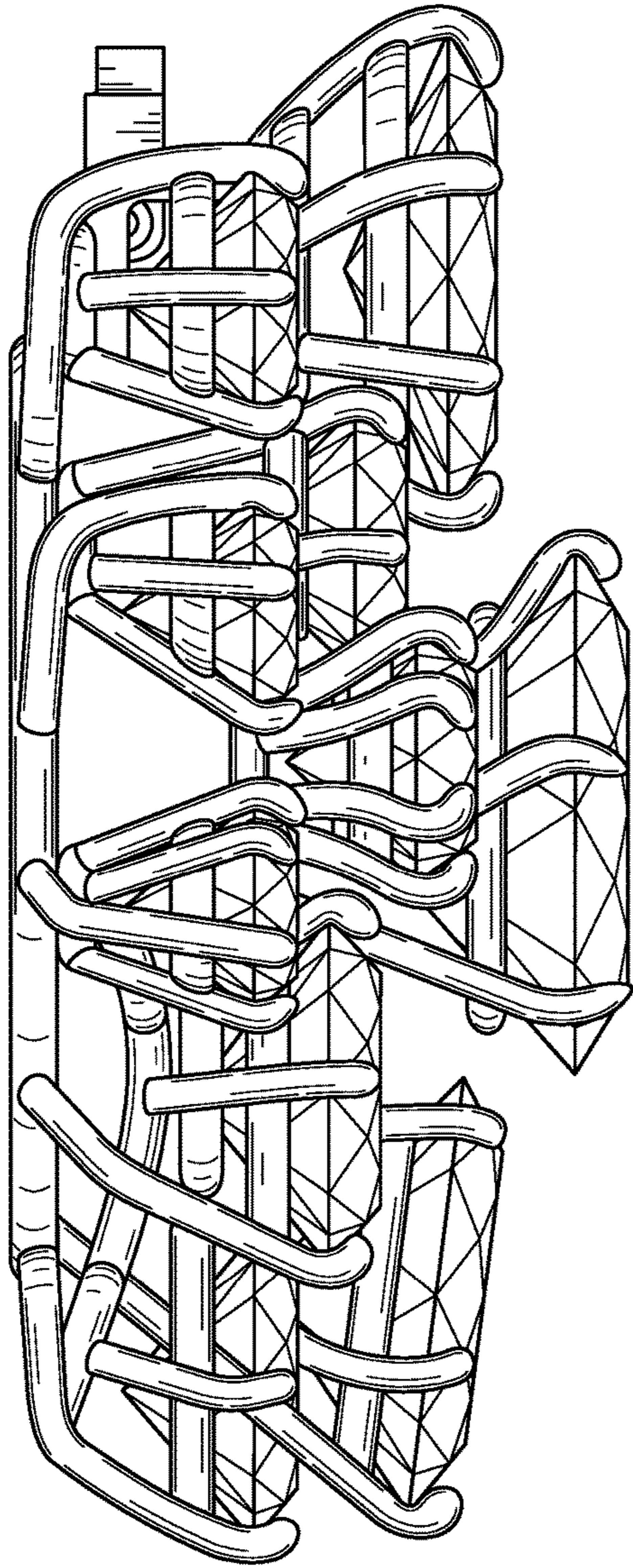


FIG. 4

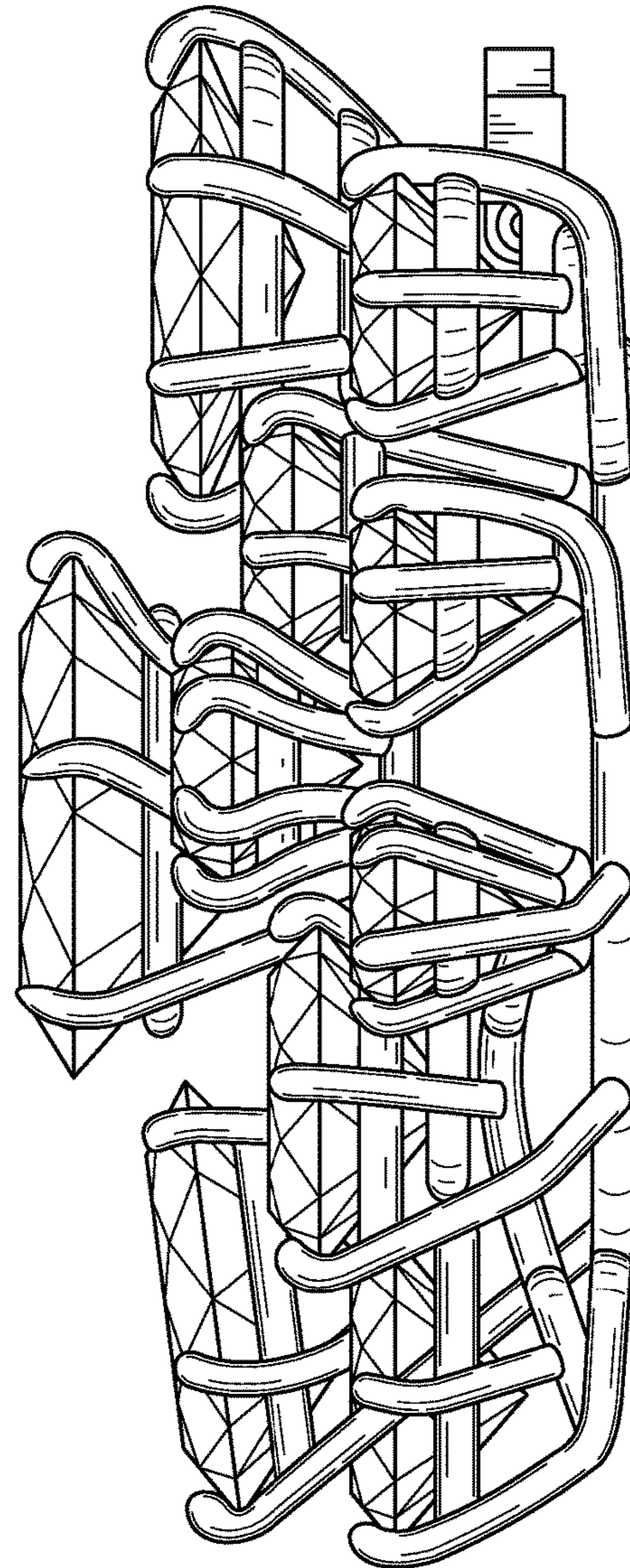


FIG. 5




FIG. 6




FIG. 7