



US00D780616S

(12) **United States Design Patent**  
**Hardy**

(10) **Patent No.:** **US D780,616 S**

(45) **Date of Patent:** **\*\* Mar. 7, 2017**

- (54) **RING**
- (71) Applicant: **Cartier International AG**, Steinhausen (CH)
- (72) Inventor: **Theodora Hardy**, Paris (FR)
- (73) Assignee: **Cartier International AG**, Steinhausen (CH)

D199,363 S *	10/1964	Katz	.....	D11/34
3,688,520 A *	9/1972	Strassel	.....	A44C 9/0076 63/15
D439,863 S *	4/2001	Cabarbaye	.....	D11/26
D493,741 S *	8/2004	Pachachi	.....	D11/26
D555,532 S *	11/2007	Bonoli	.....	D11/34
D629,710 S *	12/2010	Fernandez Rives	.....	D11/34
D672,266 S *	12/2012	Yurman	.....	D11/34
D691,508 S *	10/2013	Fillon	.....	D11/26

- (\*\*) Term: **15 Years**
- (21) Appl. No.: **29/549,764**

- (22) Filed: **Dec. 28, 2015**
- (51) **LOC (10) Cl.** ..... **11-01**
- (52) **U.S. Cl.**  
USPC ..... **D11/26**
- (58) **Field of Classification Search**  
USPC ..... D11/1, 2, 26-39, 40-42, 79-86, 91, 92;  
63/26-28  
CPC ..... A44C 9/00; A44C 9/0007; A44C 9/0015;  
A44C 9/0023; A44C 9/003; A44C  
9/0038; A44C 9/0046; A44C 9/0053;  
A44C 9/0061; A44C 9/0069; A44C  
9/0076; A44C 17/02; A44C 17/0208;  
A44C 17/0216; A44C 17/0225; A44C  
17/0233; A44C 17/0241; A44C 17/025;  
A44C 17/0258; A44C 17/0266; A44C  
17/0275; A44C 17/0283; A44C 17/0291  
See application file for complete search history.

(56) **References Cited**

**U.S. PATENT DOCUMENTS**

D170,526 S *	10/1953	Del Mas	.....	D11/26
D196,870 S *	11/1963	Newman	.....	D11/34

**OTHER PUBLICATIONS**

[Online] "Cactus de Cartier Ring." <http://www.cartier.com/content/dam/rcq/car/10/54/35/4/1054354.png.scale.314.high.png>. Retrieved Oct. 13, 2016.\*

\* cited by examiner

*Primary Examiner* — Melanie Pellegrini  
(74) *Attorney, Agent, or Firm* — Taft Stettinius & Hollister LLP

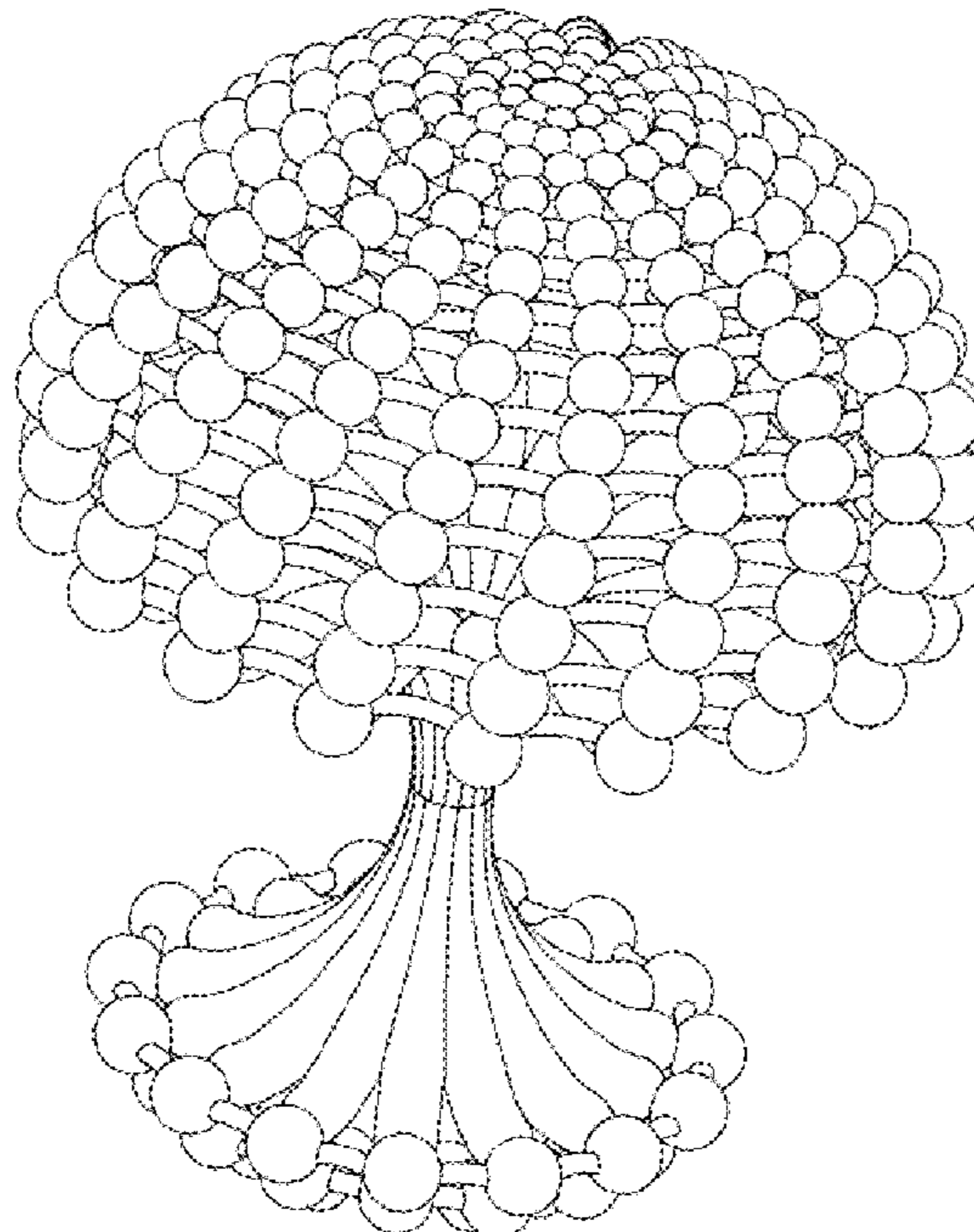
(57) **CLAIM**

The ornamental design for a ring, as shown and described.

**DESCRIPTION**

FIG. 1 is a front side view of a ring of the present invention. FIG. 2 is a back side view of the ring of FIG. 1. FIG. 3 is a right side view of the ring of FIG. 1. FIG. 4 is a left side view of the ring of FIG. 1. FIG. 5 is a top side view of the ring of FIG. 1. FIG. 6 is a bottom side view of the ring of FIG. 1. FIG. 7 is a front, right side perspective view of the ring of FIG. 1; and, FIG. 8 is a back, left side perspective view of the ring of FIG. 1.

**1 Claim, 1 Drawing Sheet**



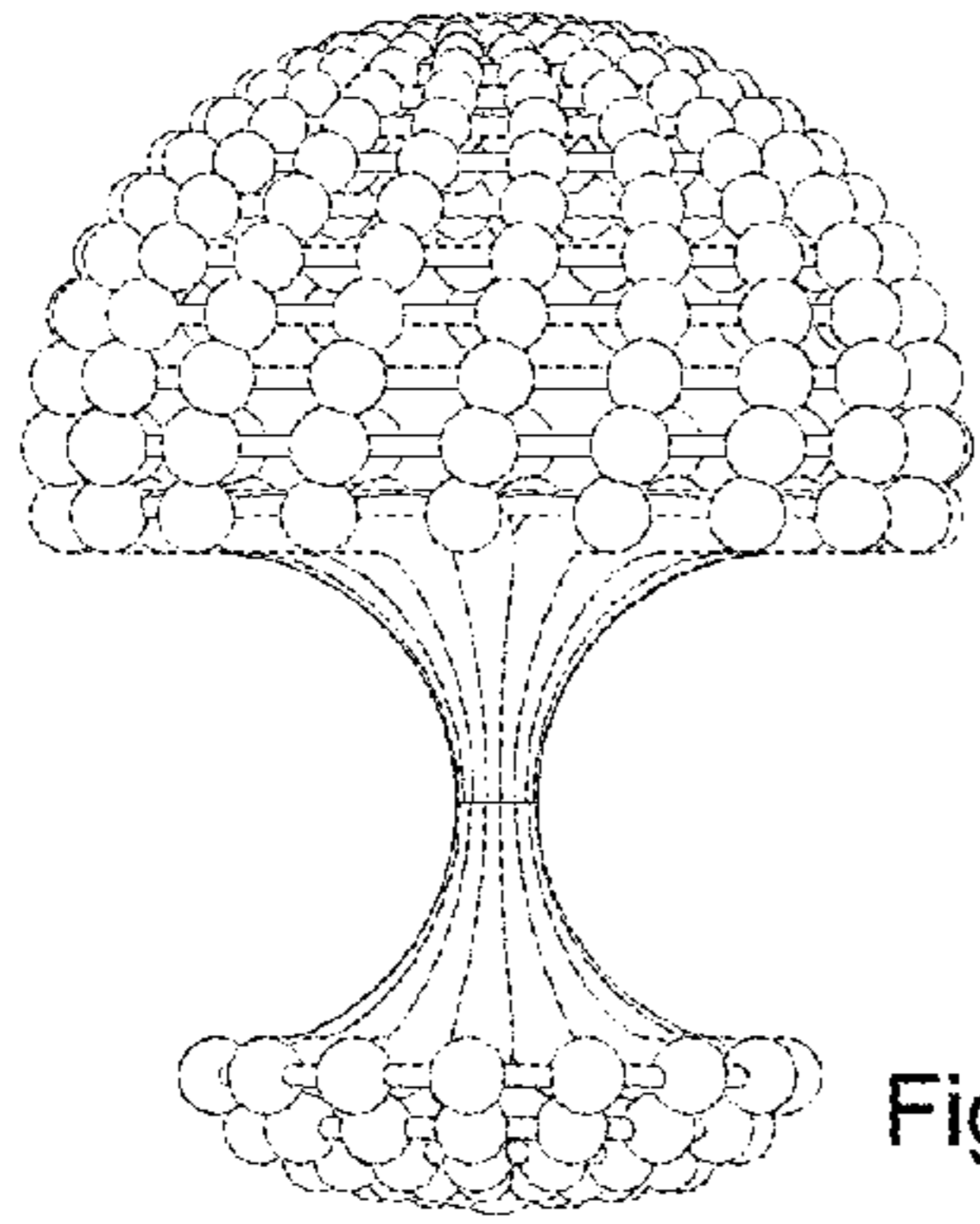


Fig. 1

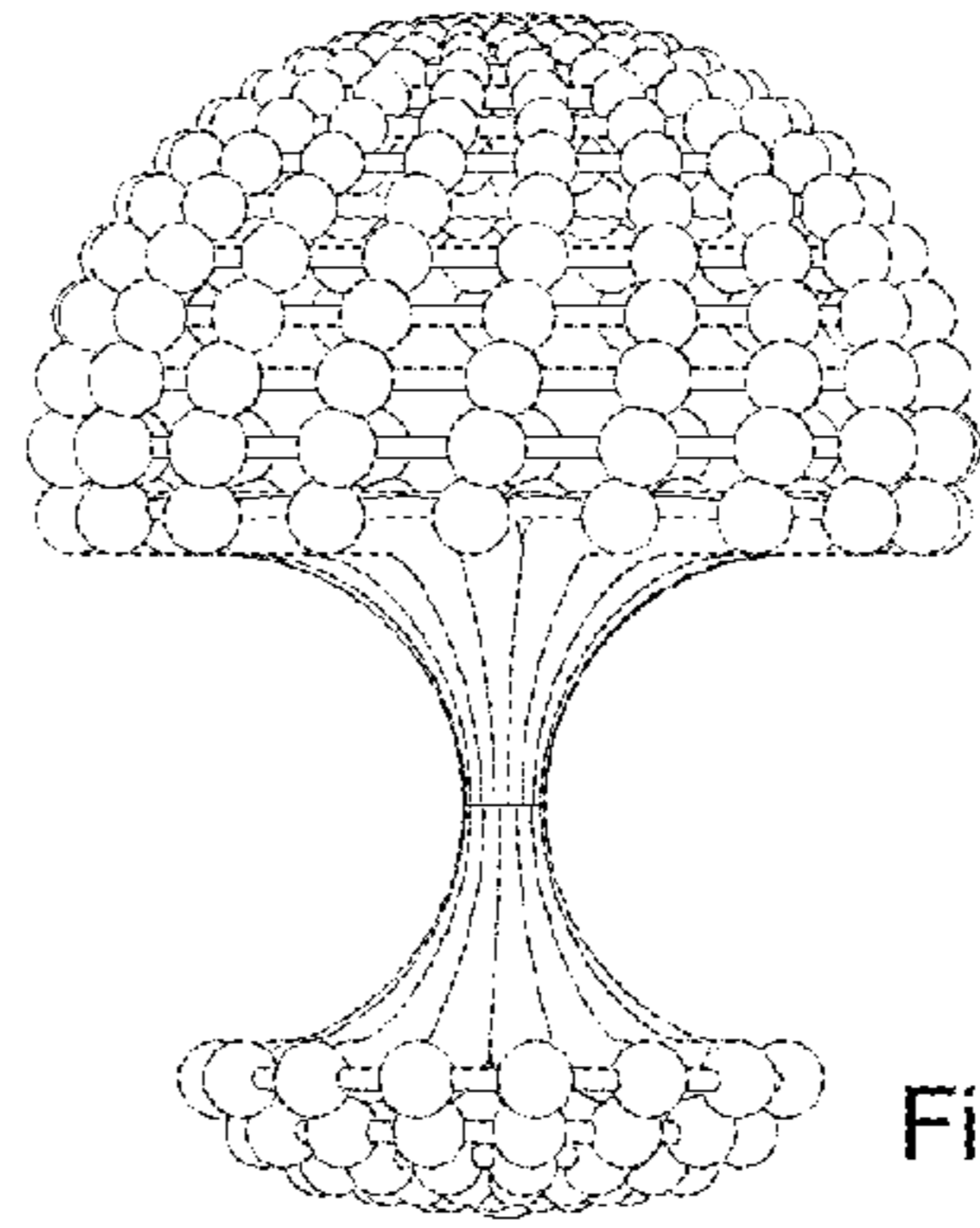


Fig. 2

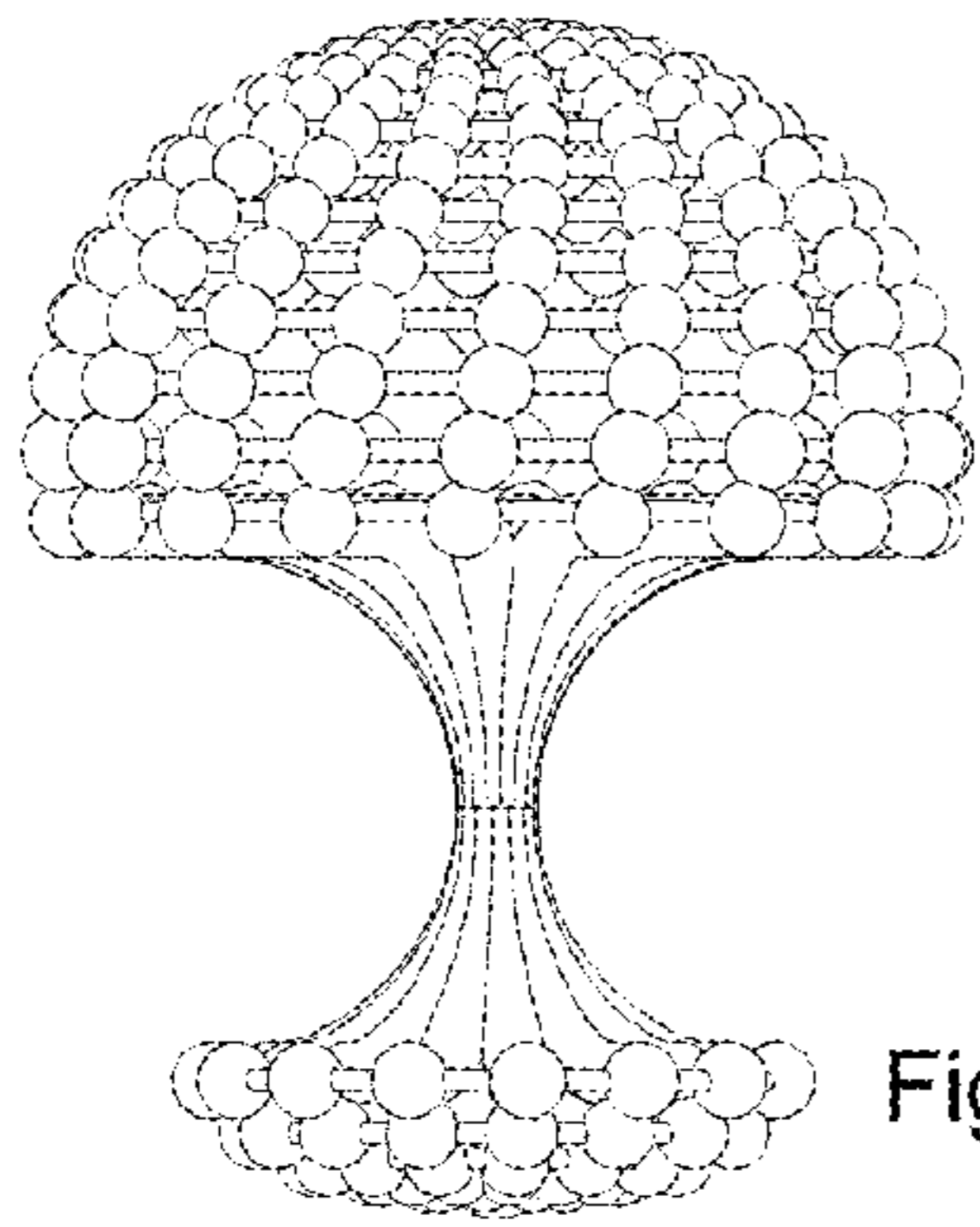


Fig. 3

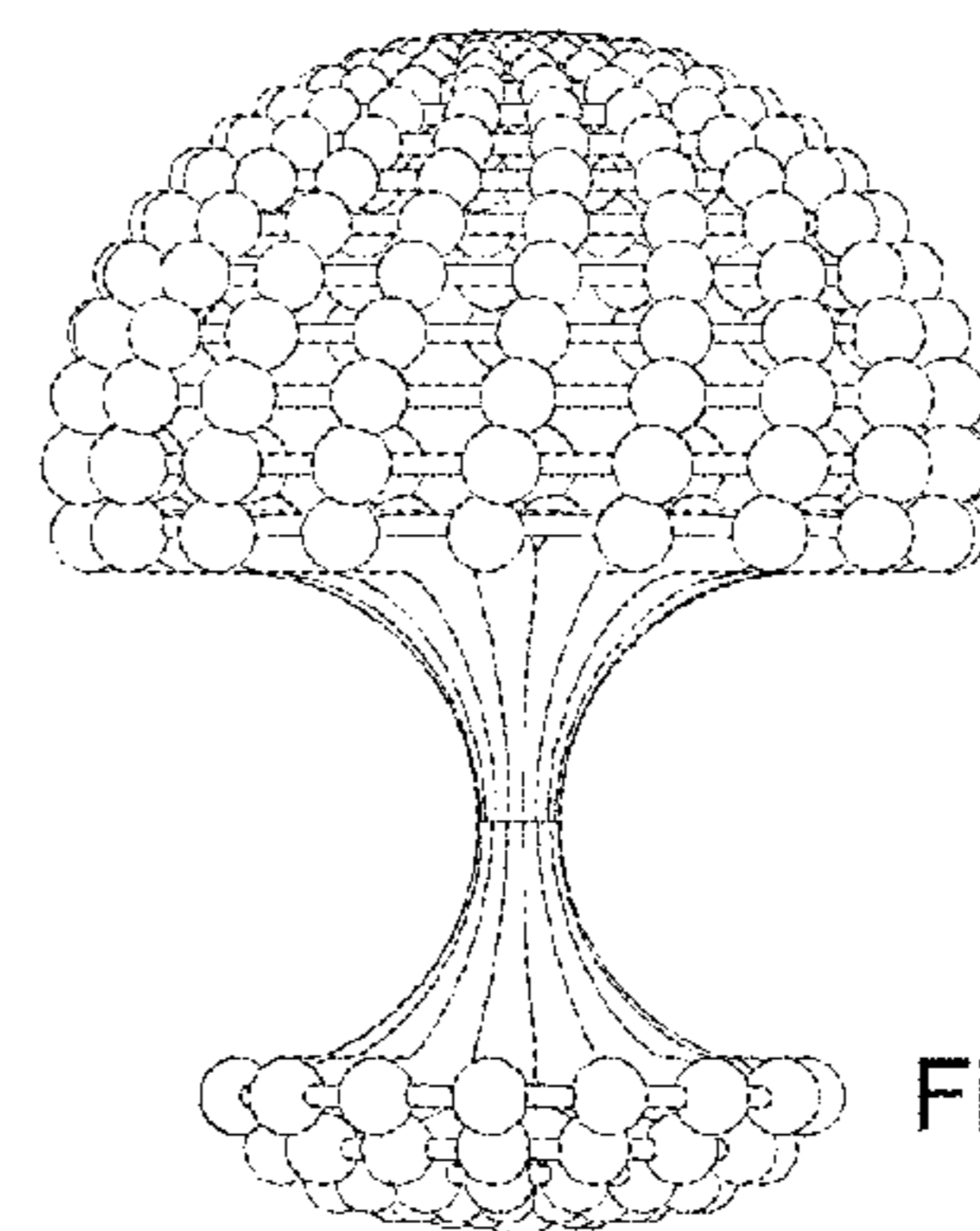


Fig. 4




Fig. 5




Fig. 6

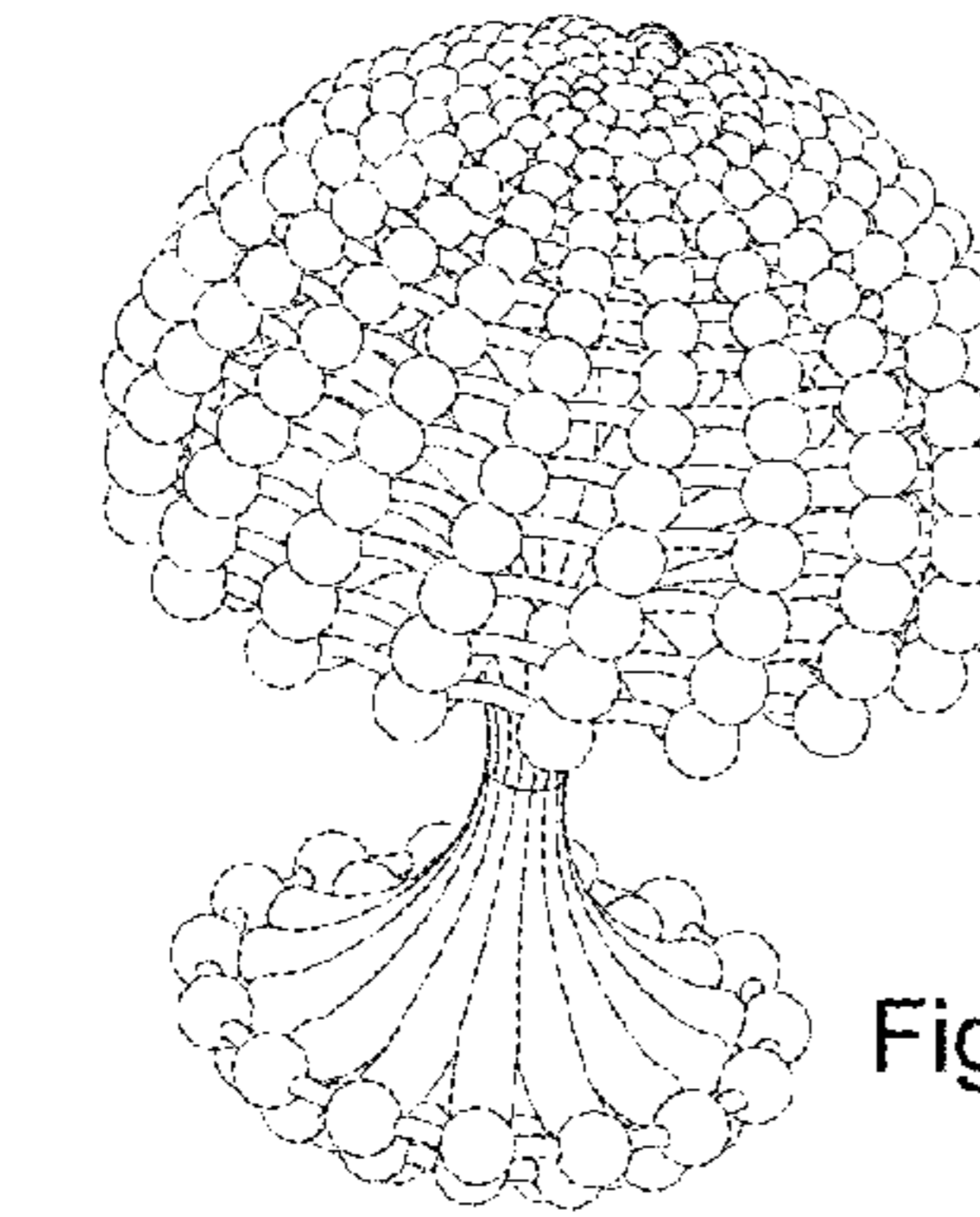


Fig. 7

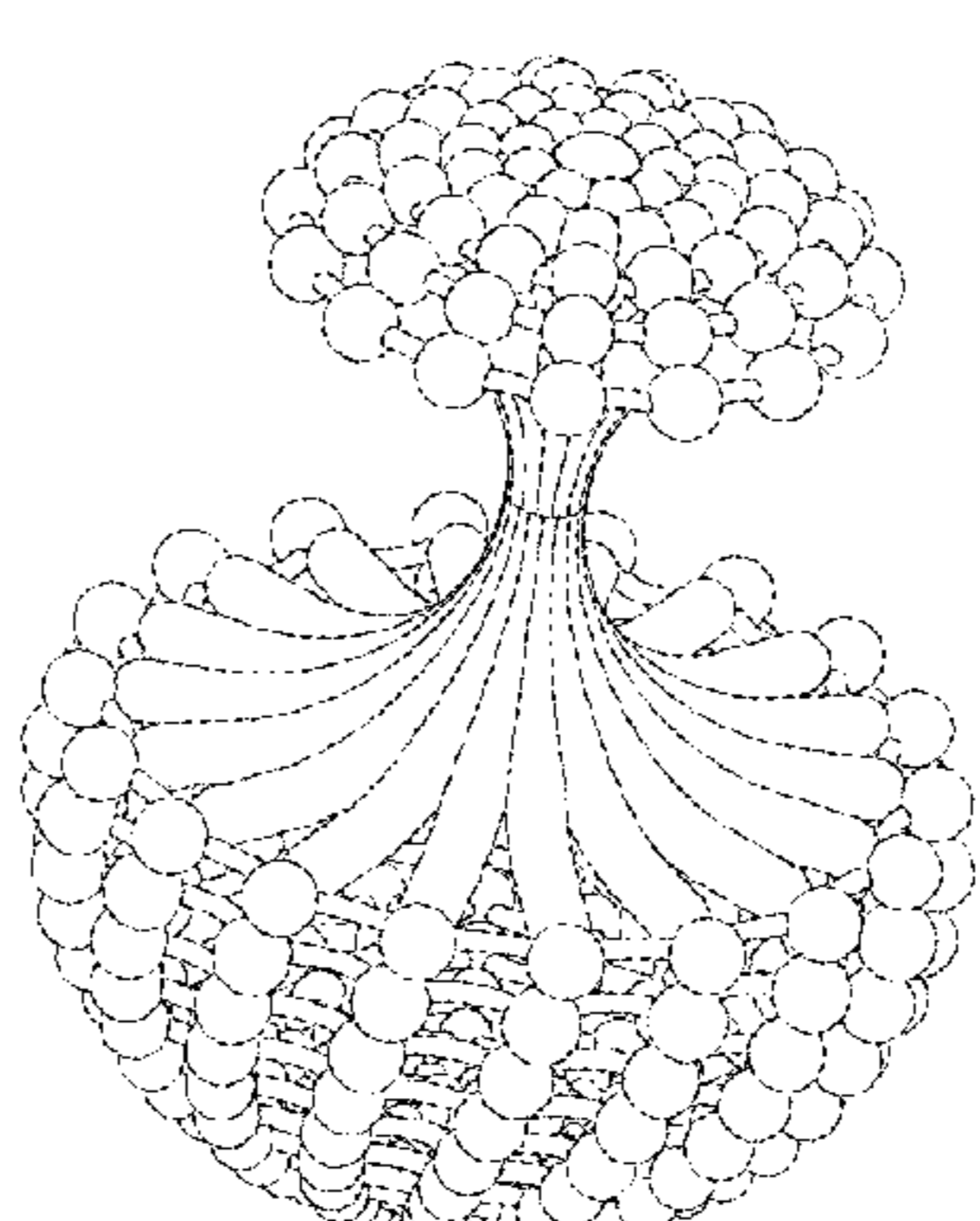


Fig. 8