



US00D780609S

(12) **United States Design Patent**  
**Richer et al.**

(10) **Patent No.:** **US D780,609 S**  
(45) **Date of Patent:** **\*\* Mar. 7, 2017**

- (54) **HAND HELD SCOPE METER**
- (71) Applicant: **Fluke Corporation**, Everett, WA (US)
- (72) Inventors: **Paul A. Richer**, Everett, WA (US);  
**Matthew B. Marzynski**, Seattle, WA (US)
- (73) Assignee: **Fluke Corporation**, Everett, WA (US)
- (\*\*) Term: **15 Years**
- (21) Appl. No.: **29/558,984**
- (22) Filed: **Mar. 23, 2016**

**Related U.S. Application Data**

- (62) Division of application No. 29/513,630, filed on Jan. 2, 2015, now Pat. No. Des. 754,554.
- (51) **LOC (10) Cl.** ..... **10-04**
- (52) **U.S. Cl.**  
USPC ..... **D10/76; D10/78; D10/80**
- (58) **Field of Classification Search**  
USPC ..... **D10/75, 76, 78, 80**  
CPC ..... **G01R 13/20; G01R 13/202; G01R 13/405;**  
**G01R 13/208; G01R 13/204; G01R**  
**13/206; G01R 13/22; G01R**  
**13/225; G01R 13/24; G01R**  
**13/2245; G01R 13/26; G01R 13/28;**  
**G01R 13/30; G01R 13/305; G01R 13/32;**  
**G01R 13/325; G01R 13/34**

See application file for complete search history.

(56) **References Cited**

U.S. PATENT DOCUMENTS

4,690,509 A	9/1987	Bohmer	
D410,204 S	5/1999	Hendriks	
6,969,983 B2	11/2005	Lipscomb et al.	
D601,047 S	9/2009	Chang	
D650,713 S *	12/2011	Suurmeijer	D10/76
D704,579 S	5/2014	Heishi et al.	
D711,263 S *	8/2014	Elrod	D10/78
D752,459 S *	3/2016	Elrod	D10/78

\* cited by examiner

*Primary Examiner* — Antoine D Davis

(74) *Attorney, Agent, or Firm* — Seed IP Law Group LLP

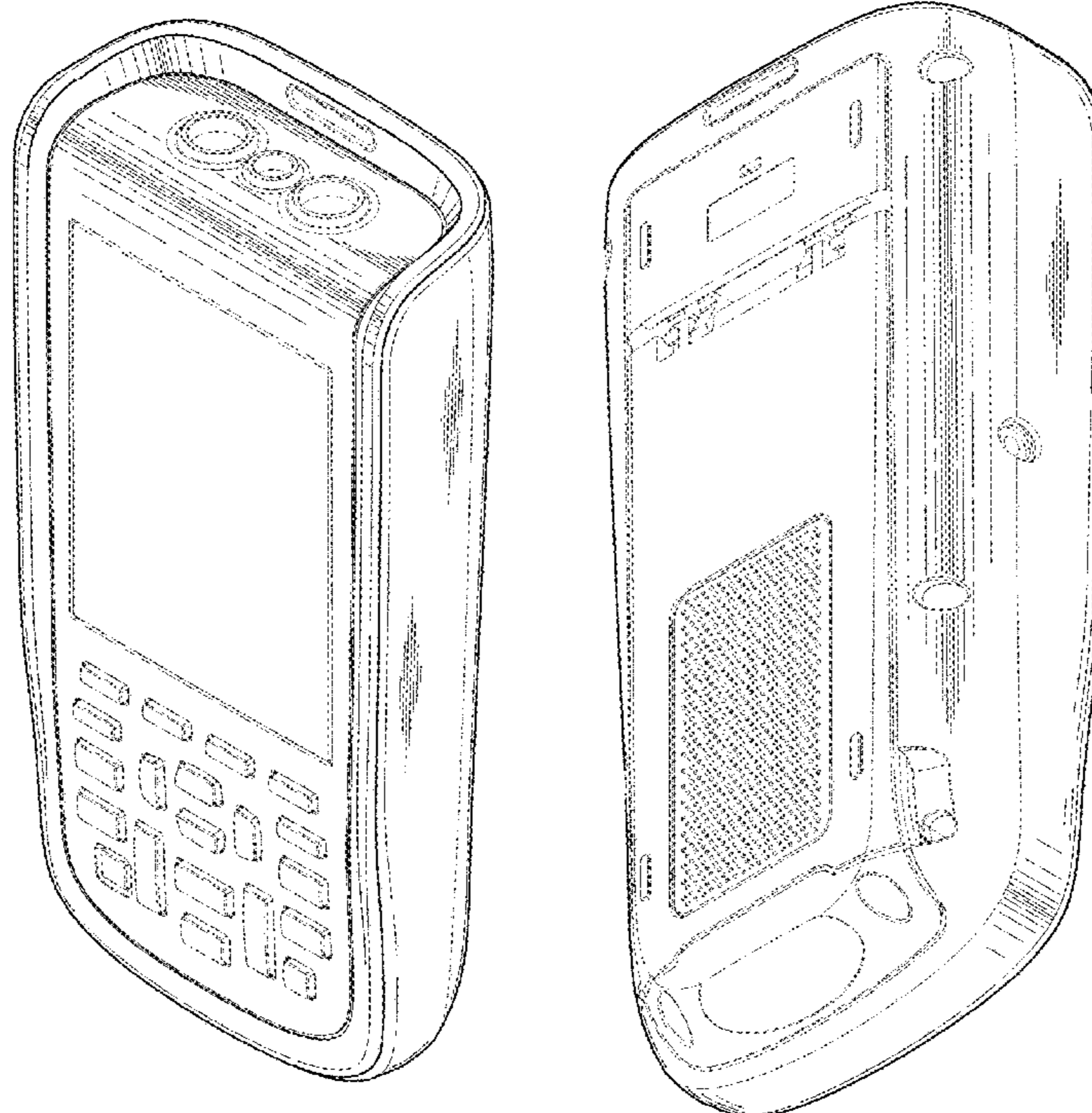
(57) **CLAIM**


The ornamental design for a hand held scope meter, as shown and described.

**DESCRIPTION**

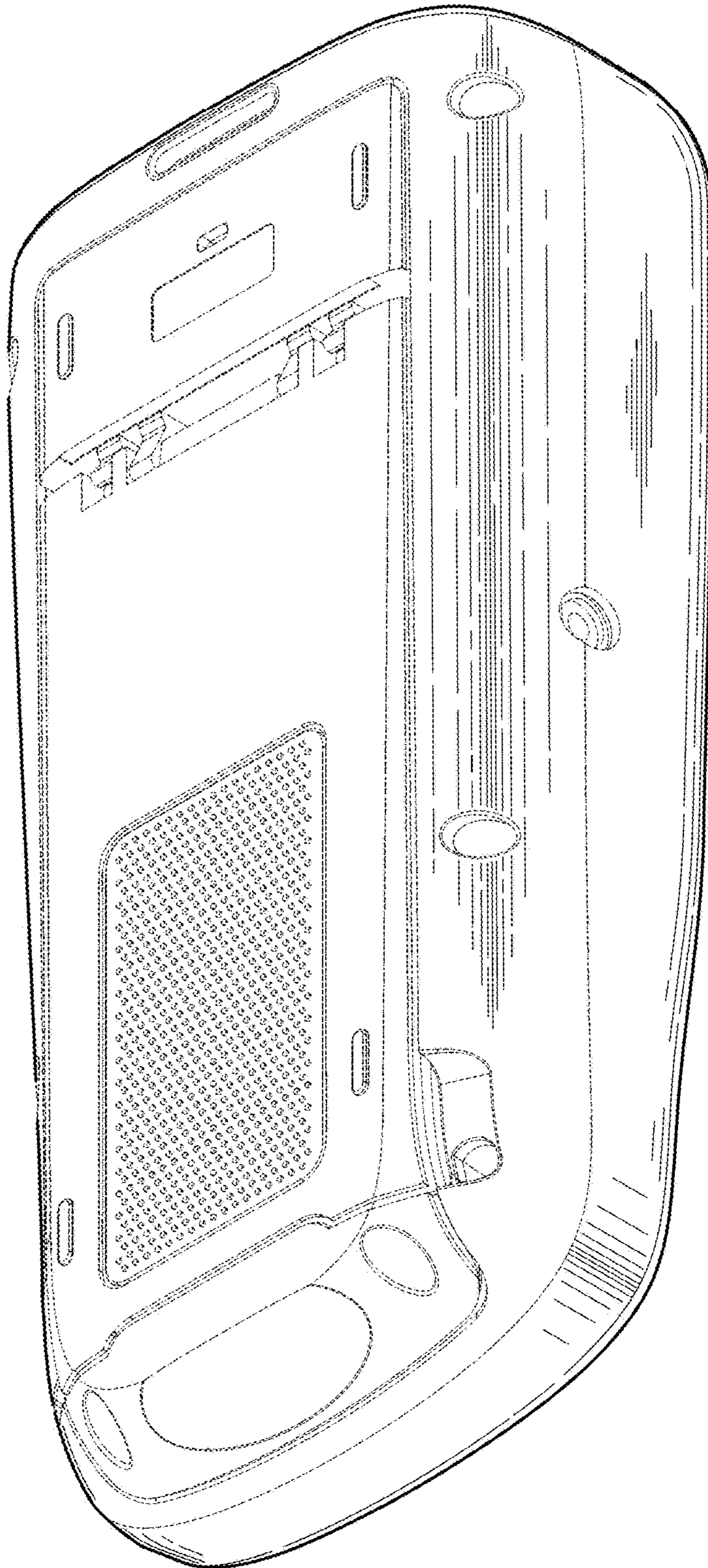
FIG. 1 is a top front right perspective view of a hand held scope meter showing our new design.  
 FIG. 2 is a bottom rear left perspective view thereof.  
 FIG. 3 is a front elevation view thereof.  
 FIG. 4 is a rear elevation view thereof.  
 FIG. 5 is a left side elevation view thereof.  
 FIG. 6 is a right side elevation view thereof.  
 FIG. 7 is a top plan view thereof; and,  
 FIG. 8 is a bottom plan view thereof.  
 The broken lines shown in the figures illustrate environmental subject matter and form no part of the claimed design.

**1 Claim, 6 Drawing Sheets**

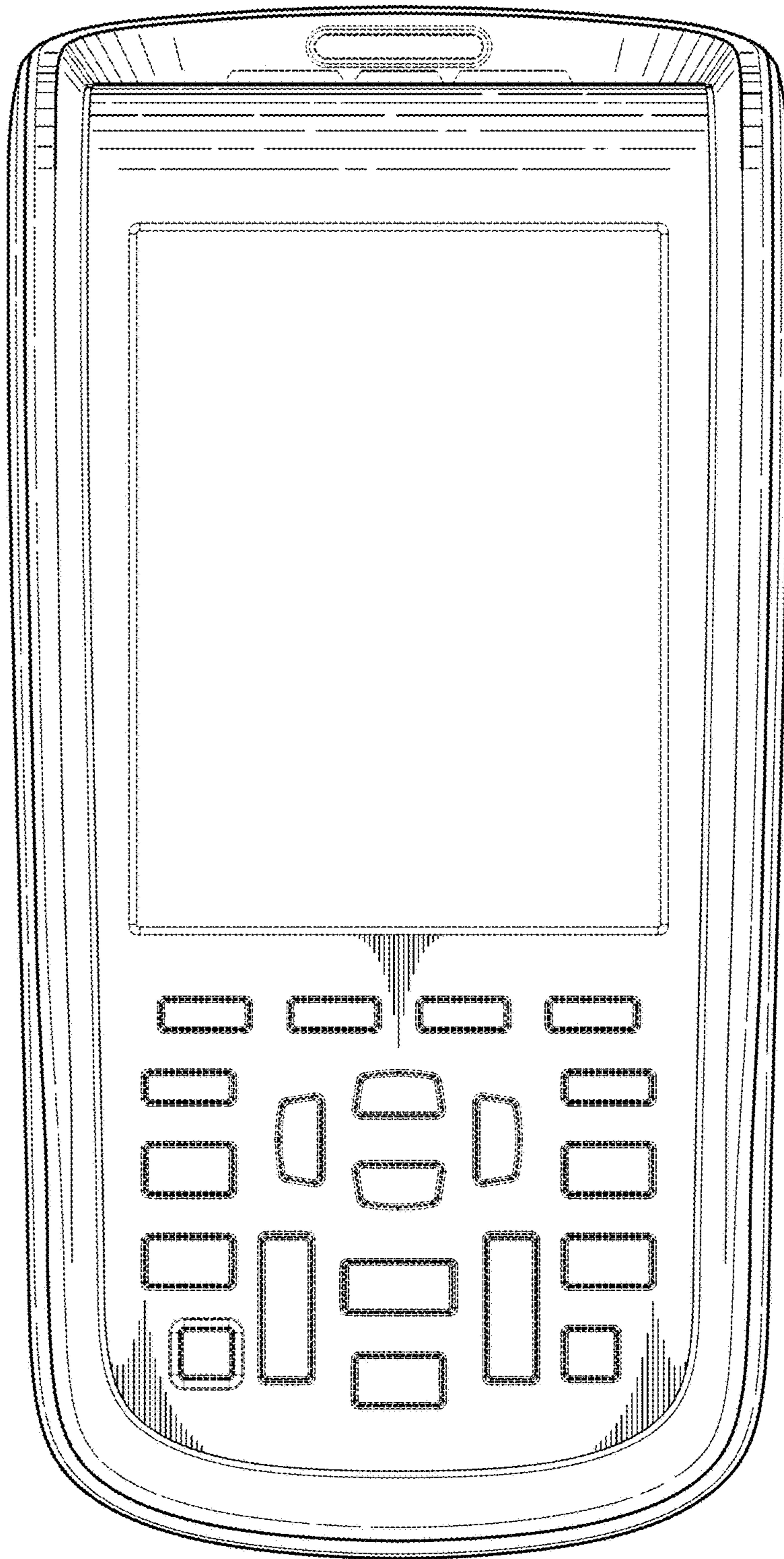




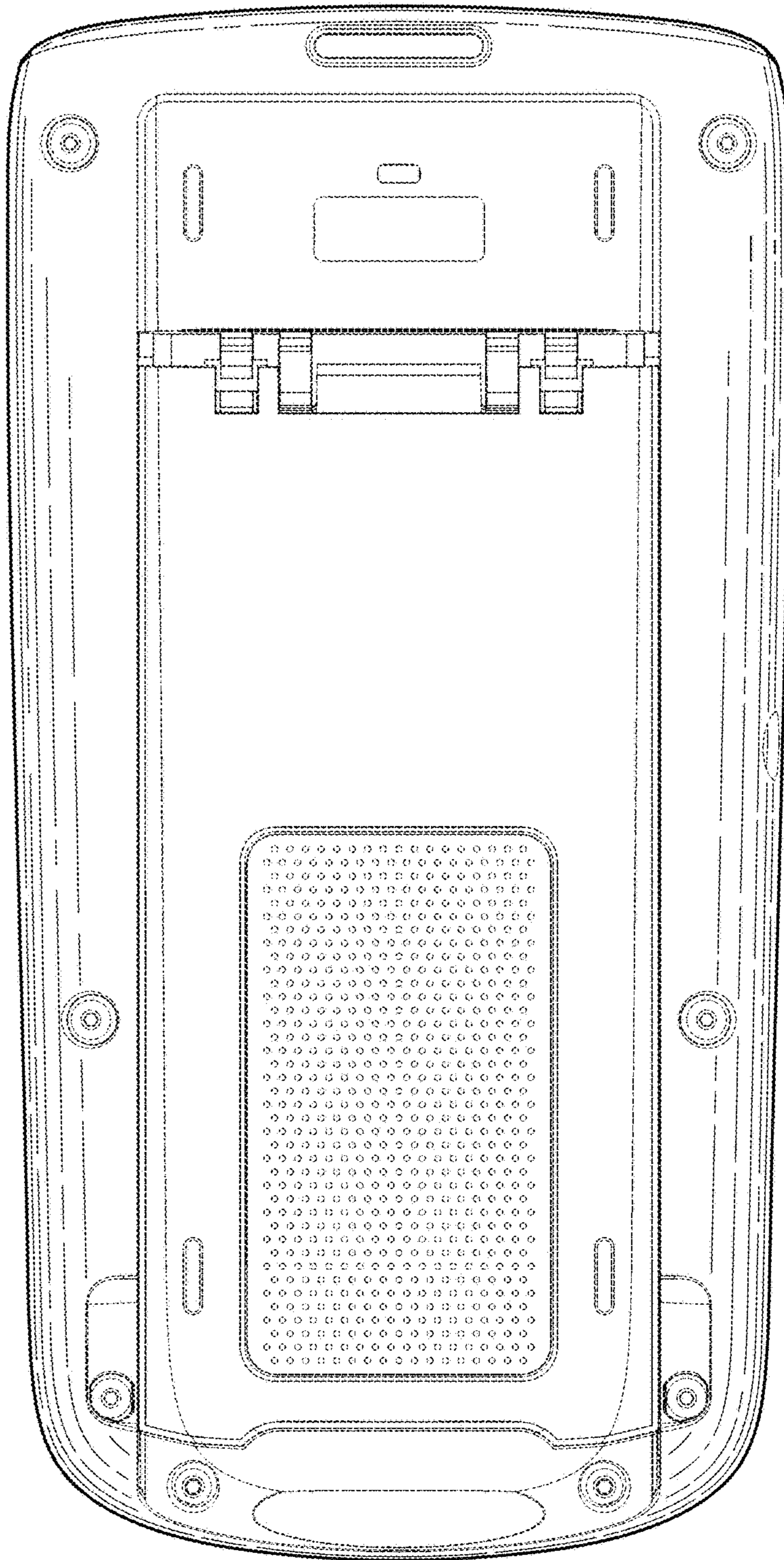
**FIG. 1**



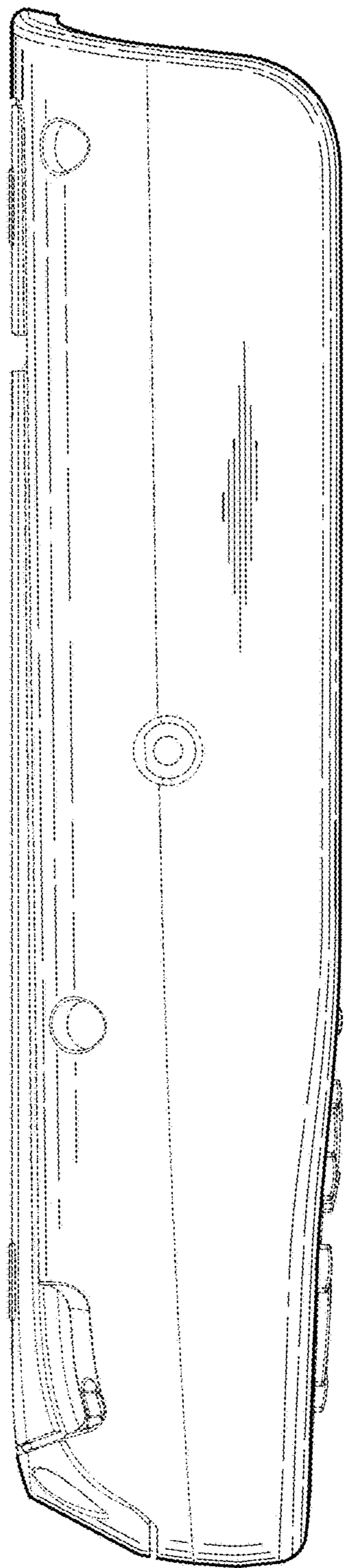
**FIG. 2**




**FIG. 3**



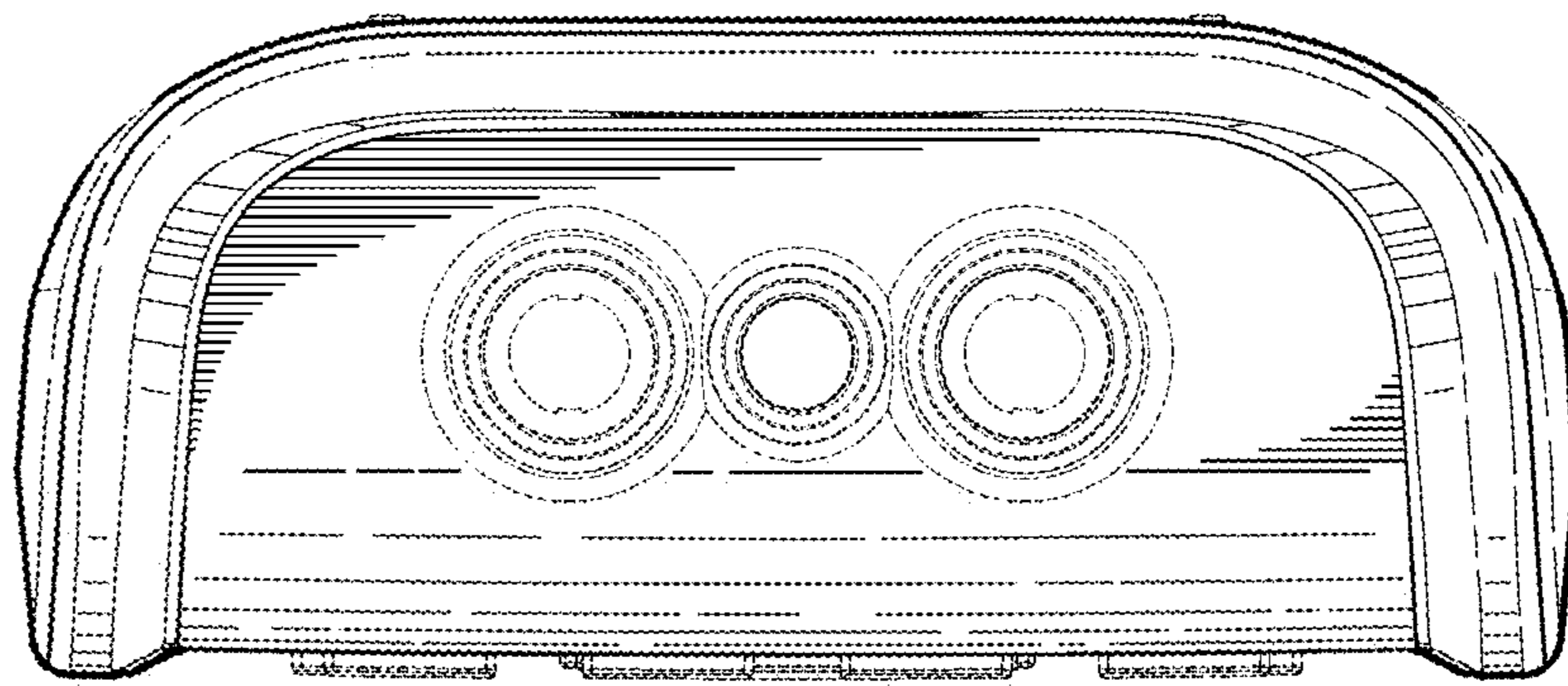
**FIG.4**



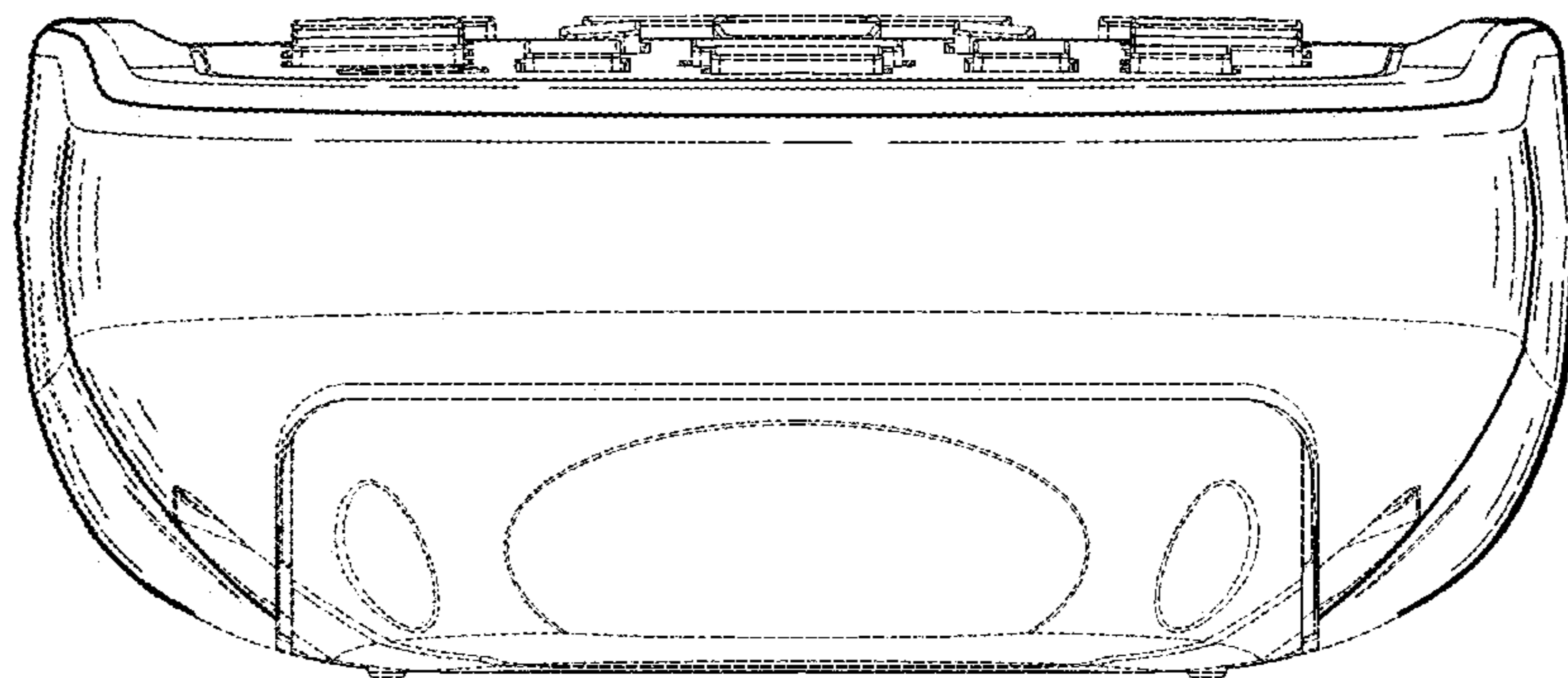
**FIG. 5**



**FIG. 6**



**FIG. 7**



**FIG. 8**