

US00D780605S

(12) **United States Design Patent**  
**Chen et al.**

(10) **Patent No.:** **US D780,605 S**

(45) **Date of Patent:** **\*\* Mar. 7, 2017**

(54) **CONTROL HUB**

(71) Applicant: **ecoVent Corp.**, Charlestown, MA (US)

(72) Inventors: **Rene Chen**, Medford, MA (US);  
**Thomas Frey**, Somerville, MA (US);  
**Jordan B. Nollman**, Cambridge, MA  
(US); **Matthew Reis Bettencourt**,  
Ludlow, MA (US); **Benjamin G.**  
**Lenart**, Roxbury, MA (US); **Alex**  
**Calachan**, Cambridge, MA (US);  
**Nicholaus Ray Lancaster**, Mineral  
Wells, TX (US)

(73) Assignee: **ecoVent Corp.**, Charlestown, MA (US)

(\*\*) Term: **15 Years**

(21) Appl. No.: **29/542,005**

(22) Filed: **Oct. 9, 2015**

(51) **LOC (10) Cl.** ..... **10-04**

(52) **U.S. Cl.**  
USPC ..... **D10/49; D13/162; D14/358**

(58) **Field of Classification Search**  
USPC ..... D10/49, 50; D13/162; D14/358  
CPC ... H04W 88/00; H04W 88/005; H04W 88/08;  
H04W 88/02; H04W 88/021; H04W  
88/022; H04W 88/023; H04W 88/025;  
H04W 88/026; H04W 88/027; H04W  
88/028; H04W 88/04; H04W 88/06;  
H04W 88/085; H04W 88/10; H04W  
88/12; H04W 88/14

See application file for complete search history.

(56) **References Cited**

**U.S. PATENT DOCUMENTS**

D653,662 S \* 2/2012 Park ..... D14/358  
D661,697 S \* 6/2012 Saunders ..... D14/358

D689,051 S \* 9/2013 Lee ..... D14/358  
D722,053 S \* 2/2015 Wang ..... D14/358  
D733,590 S \* 7/2015 Primiani ..... D10/50  
D738,755 S \* 9/2015 Druce ..... D10/50  
D744,483 S \* 12/2015 Barbu ..... D14/358  
D751,426 S \* 3/2016 Edgar ..... D10/50  
D752,454 S \* 3/2016 Miller ..... D10/50  
D757,697 S \* 5/2016 Dubrule ..... D14/358

(Continued)

**OTHER PUBLICATIONS**

Ecovent Promotional Brochure, "Design Your System," Ecovent Corp., Mar. 16, 2015, 2 pages.

(Continued)

*Primary Examiner* — Antoine D Davis

(74) *Attorney, Agent, or Firm* — Wilmer Cutler Pickering  
Hale and Dorr LLP

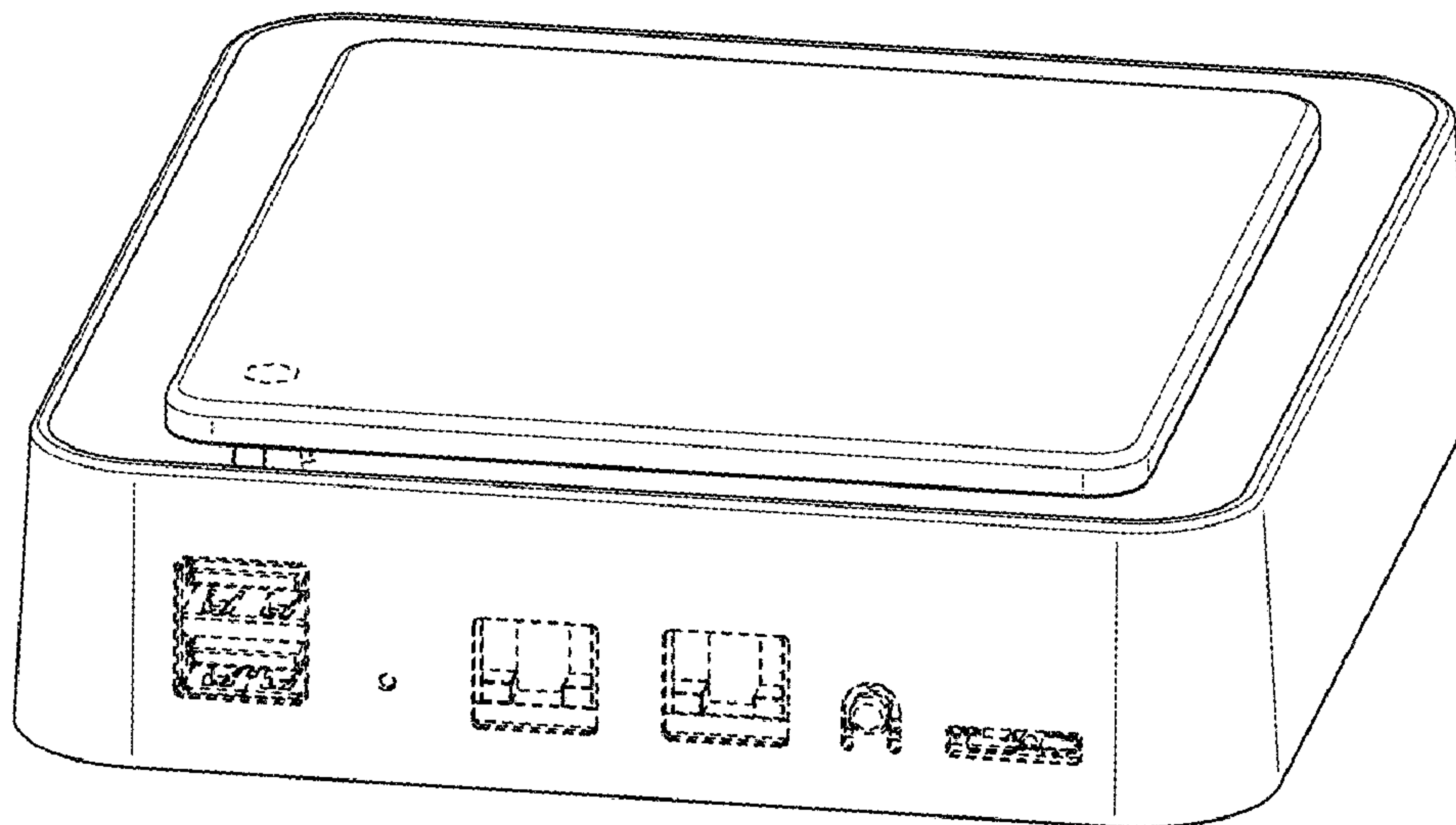
(57) **CLAIM**

The ornamental design for a control hub, as shown and described.

**DESCRIPTION**

FIG. 1 is a top, rear, and left side perspective view of a control hub showing my new design;  
FIG. 2 is a top, rear, and right side perspective view thereof;  
FIG. 3 is a top plan view thereof;  
FIG. 4 is a bottom plan view thereof;  
FIG. 5 is a front side elevational view thereof;  
FIG. 6 is a rear side elevational view thereof;  
FIG. 7 is a left elevational view thereof; and,  
FIG. 8 is a right elevational view thereof.  
The broken lines shown in the drawings illustrate portion of the control hub and form no part of the claimed design.

**1 Claim, 6 Drawing Sheets**



(56)

**References Cited**

U.S. PATENT DOCUMENTS

D758,217 S \* 6/2016 Kumfer ..... D10/50  
D759,012 S \* 6/2016 Golden ..... D10/50  
D764,460 S \* 8/2016 Veja ..... D14/358

OTHER PUBLICATIONS

Ecovent Promotional Brochure, "Get ridiculous comfort with room by room temperature control," Ecovent Corp., Aug. 11, 2015, 11 pages.

Ecovent Promotional Brochure, "How it Works," Ecovent Corp., Mar. 15, 2015, 5 pages.

Ecovent Promotional Brochure, "Make every room the right temperature," Ecovent Corp., May 17, 2014, 7 pages.

Ecovent Promotional Brochure, "Make every room the right temperature," Ecovent Corp., May 2, 2014, 7 pages.

\* cited by examiner

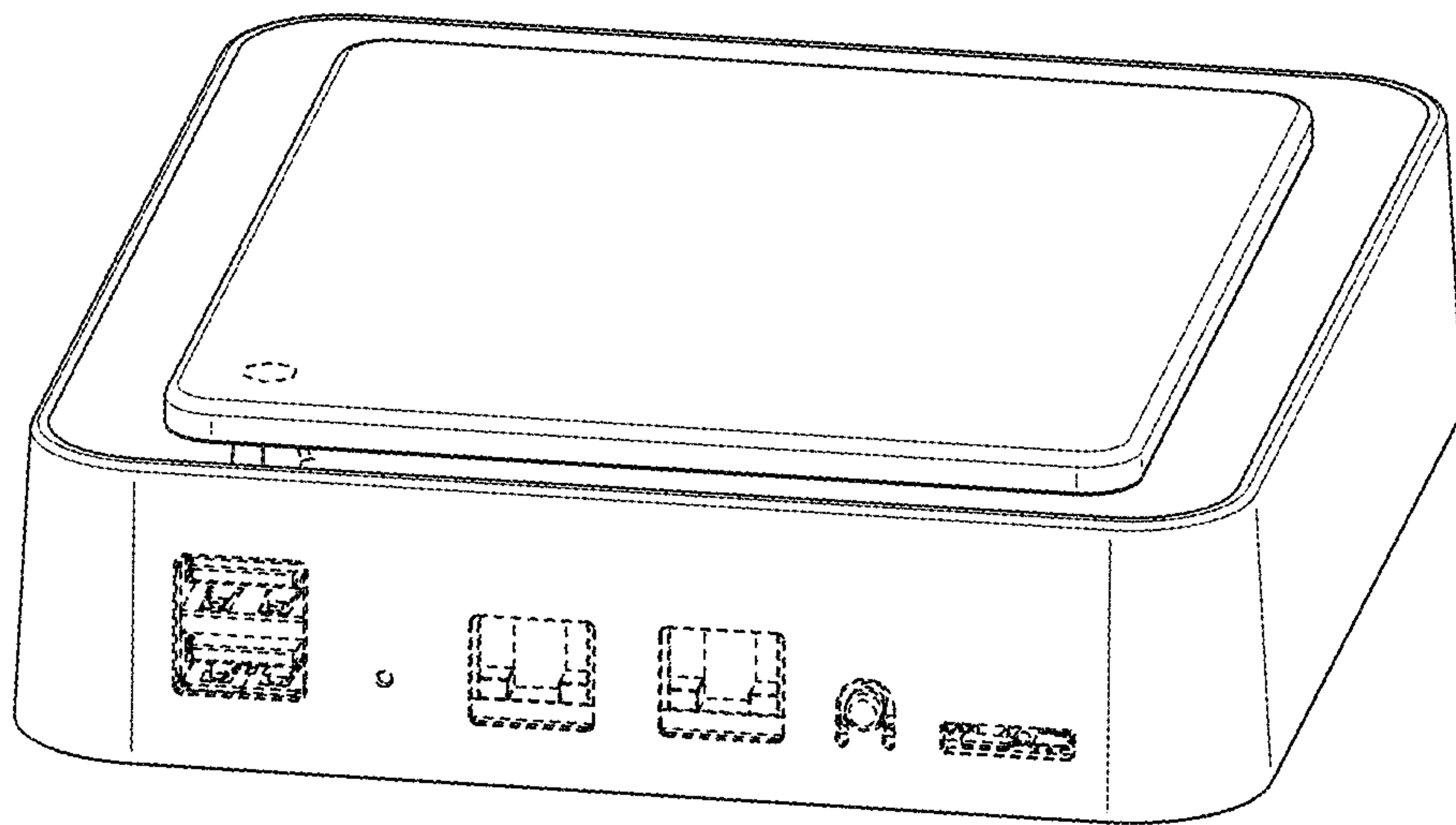


FIG. 1

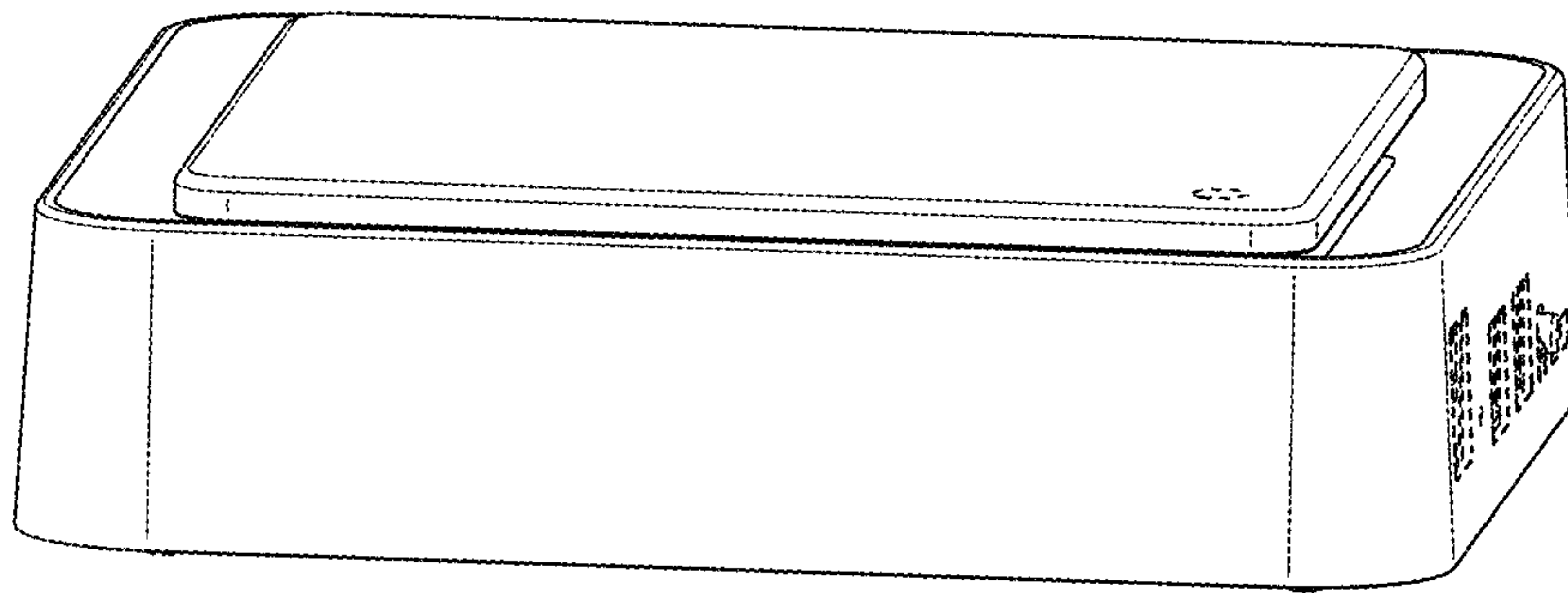


FIG. 2




FIG. 3

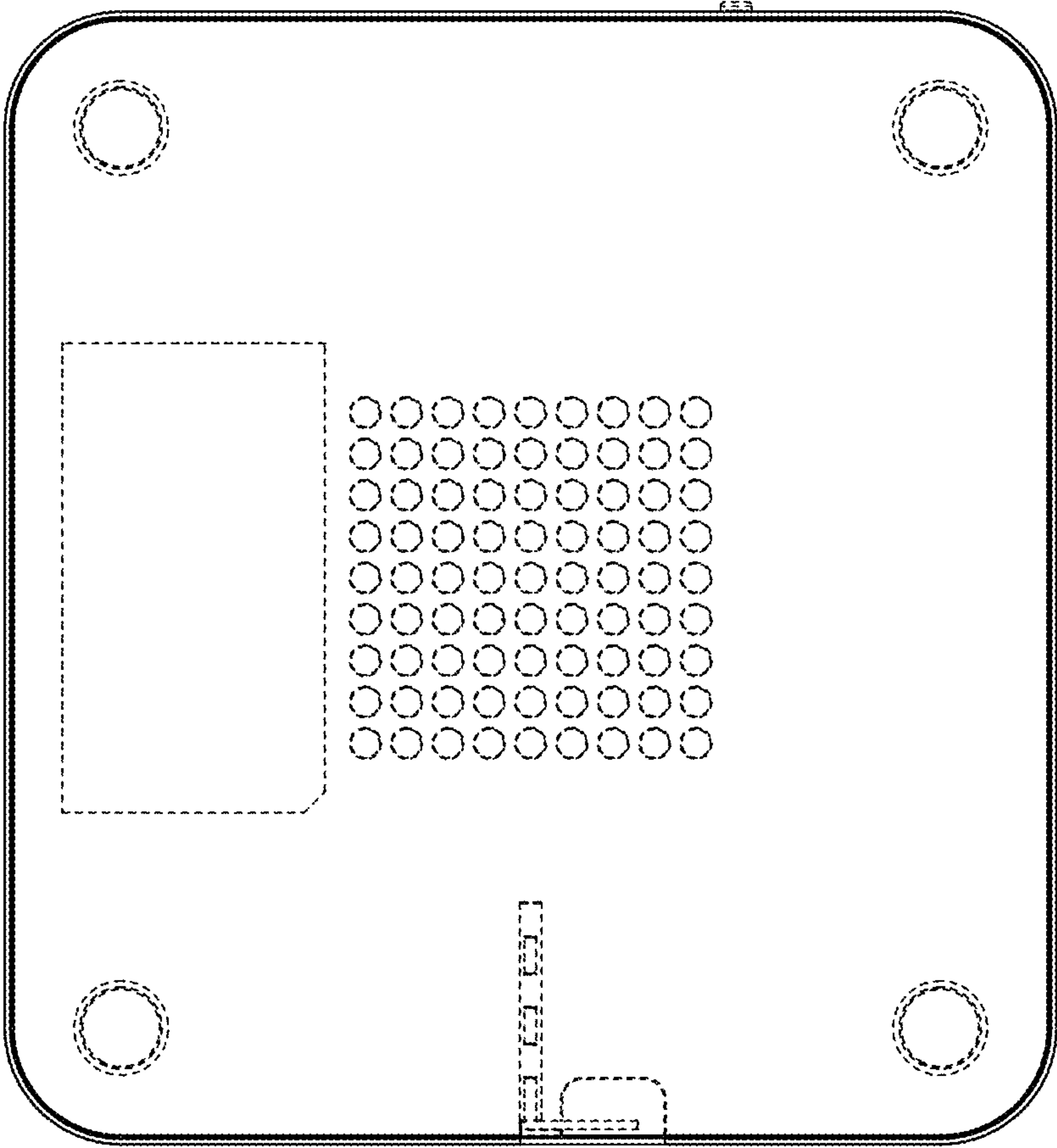


FIG. 4

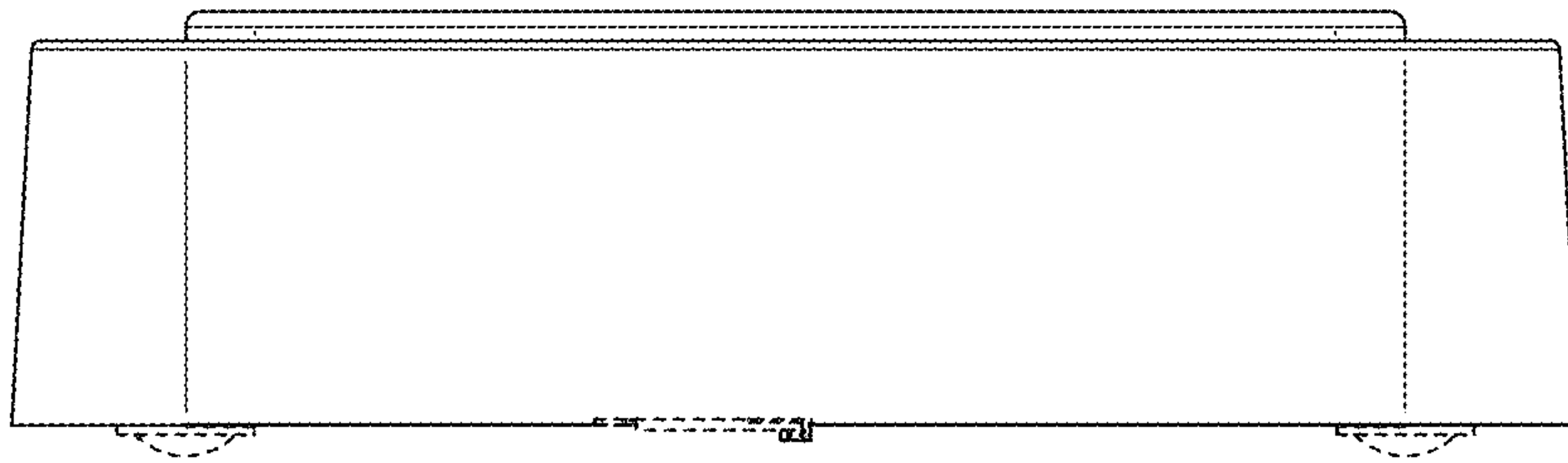


FIG. 5

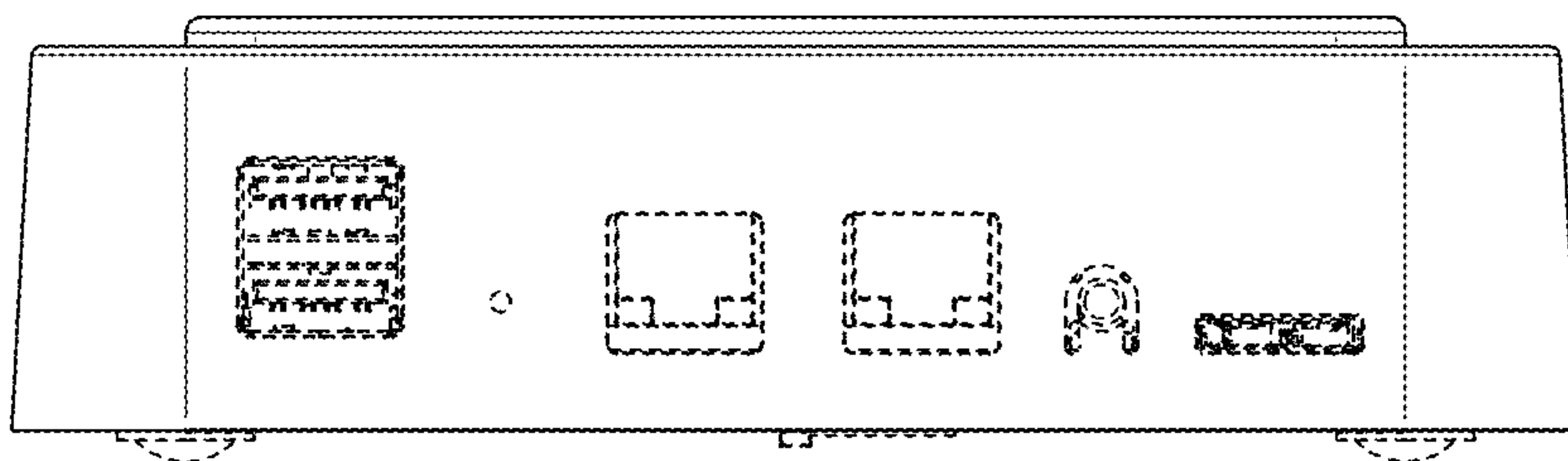


FIG. 6



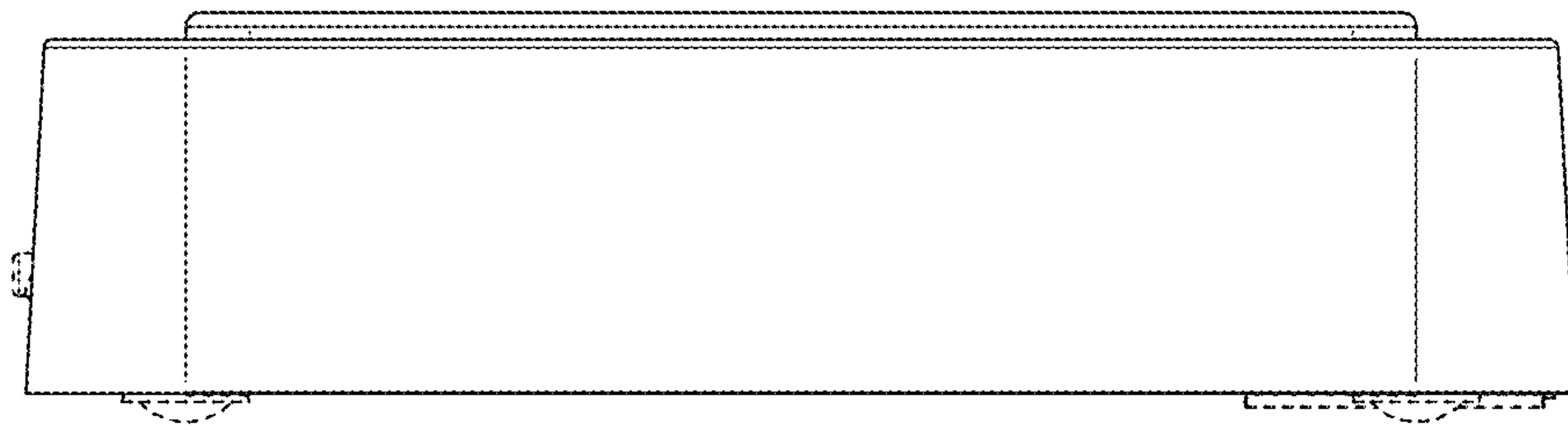


FIG. 7




FIG. 8