



US00D780596S

(12) **United States Design Patent** (10) **Patent No.:** **US D780,596 S**
Sam (45) **Date of Patent:** **** Mar. 7, 2017**

(54) **CONTAINER BAG WITH MULTIPLE SEALABLE LOCKS**

(71) Applicant: **Bassam Abed Sam**, Bakersfield, CA (US)

(72) Inventor: **Bassam Abed Sam**, Bakersfield, CA (US)

(**) Term: **14 Years**

(21) Appl. No.: **29/474,491**

(22) Filed: **Oct. 6, 2014**

(51) **LOC (10) Cl.** **09-05**

(52) **U.S. Cl.**
USPC **D9/709**

(58) **Field of Classification Search**
USPC D9/702-703, 707, 709, 711, 713, D9/430-431, 761, 414-417, 695-696, D9/737, 419, 424-426, 734, 720, 721, D9/722; 426/106, 115, 119, 120, 132, 426/134, 108, 112, 121-124; 222/82, 92, 222/107, 527, 129; 206/229, 484, 527, 206/271-273, 390, 438, 449, 820; D24/118, 207; 383/207, 200, 63, 209; 229/87.01, 87.05, 87.03, 87.14, 87.08, 229/117.27, 123.2, 164.1, 203
CPC B65D 11/00; B65D 11/20; B65D 11/182; B65D 11/88; B65D 33/00; B65D 33/008; B65D 15/00; B65D 15/08; B65D 15/22; B65D 17/00; B65D 17/04; B65D 17/16; B65D 17/168; B65D 17/24

See application file for complete search history.

(56) **References Cited**

U.S. PATENT DOCUMENTS

D297,306 S * 8/1988 King D9/709
D390,457 S * 2/1998 Hoska D9/707

6,001,209 A * 12/1999 Popat B42D 5/003
156/249
D544,203 S * 6/2007 Krohn D3/203.5
D563,241 S * 3/2008 Nimey D9/705
D573,038 S * 7/2008 Picken D9/737
D601,038 S * 9/2009 Middleton-Schluter D9/709
D642,070 S * 7/2011 LaFauci D9/709
D660,179 S * 5/2012 Bray D9/707
D676,762 S * 2/2013 LaFauci D9/703
D688,565 S * 8/2013 Bohmke D9/707
D694,651 S * 12/2013 Sam D9/709
D703,547 S * 4/2014 France D9/703

* cited by examiner

Primary Examiner — Abraham Bahta

(74) *Attorney, Agent, or Firm* — Raymond Y. Chan; David and Raymond Patent Firm

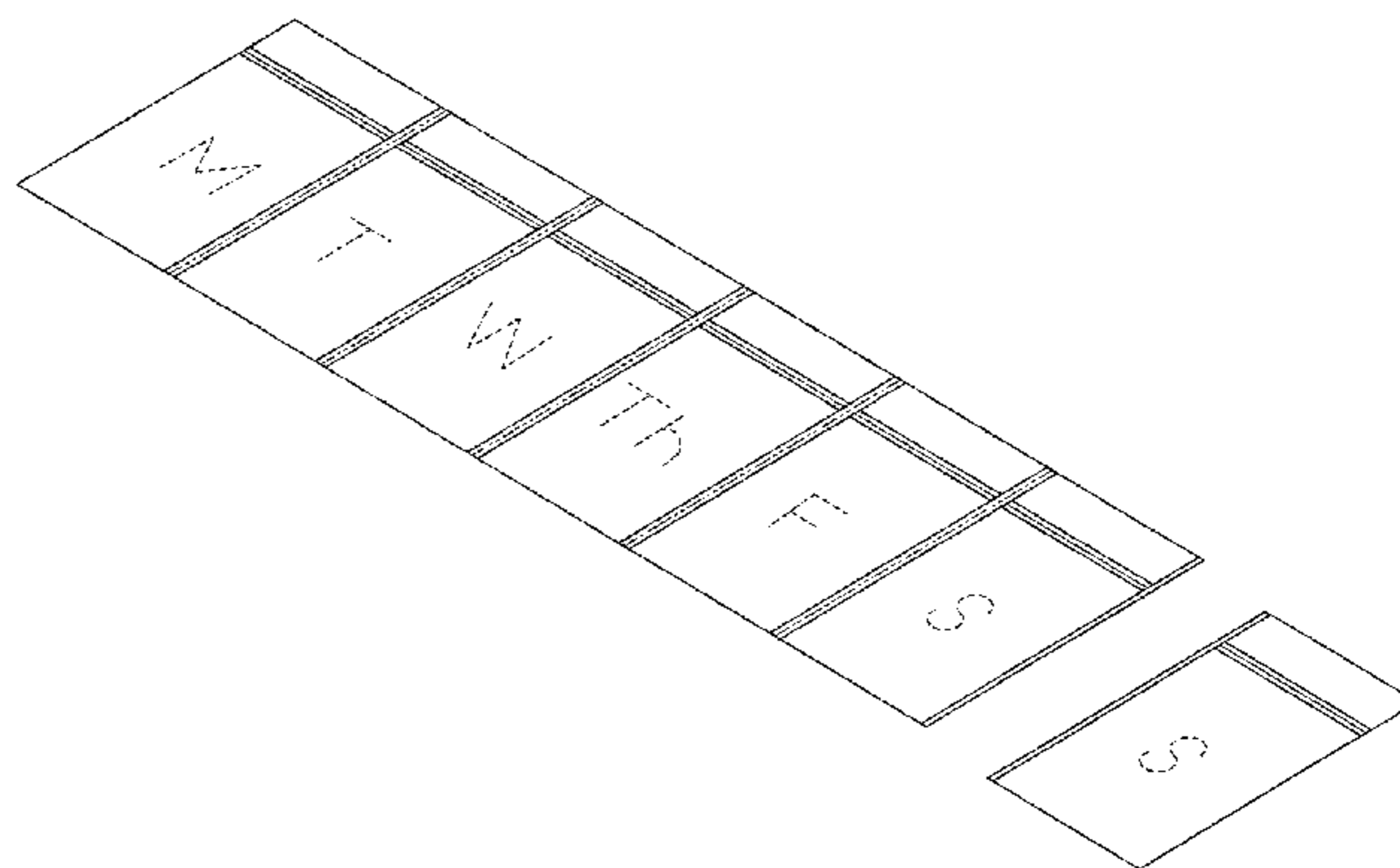
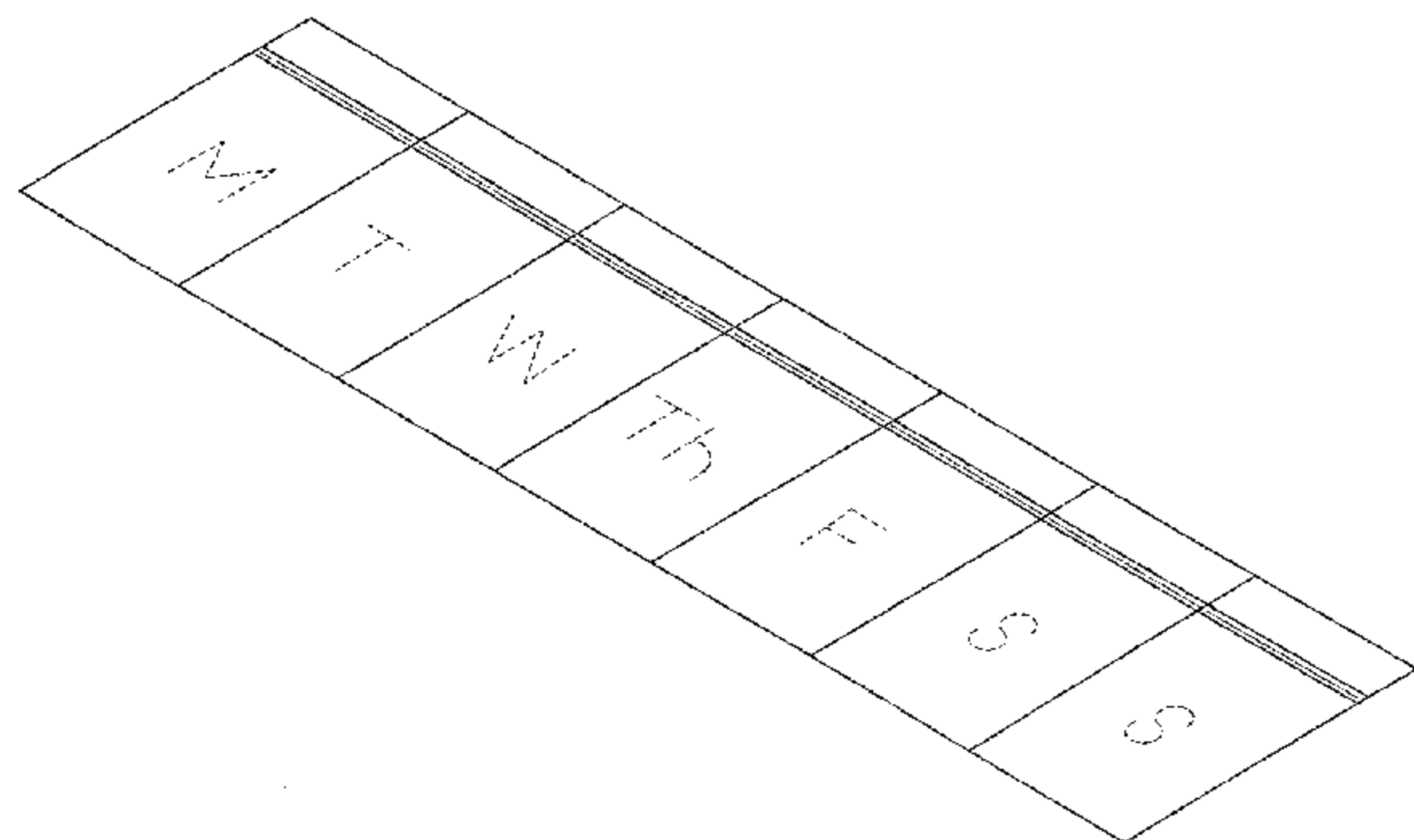
(57) **CLAIM**

The ornamental design for a container bag with multiple sealable locks, as shown and described.

DESCRIPTION

FIG. 1 is a perspective view of a container bag with multiple sealable locks showing my new design;
FIG. 2 is a front view thereof;
FIG. 3 is another perspective view thereof;
FIG. 4 is an alternative embodiment of the container bag with multiple sealable locks wherein a tearing line is included;
FIG. 5 is the alternative embodiment shown in FIG. 4 wherein one of the individual sealed pocket is detached; and,
FIG. 6 is a perspective view of the container bag to show the one of the individual sealed pockets in an opened condition. The broken line portion of the figure drawings is included to show unclaimed subject matter only and forms no part of the claimed design.

1 Claim, 6 Drawing Sheets



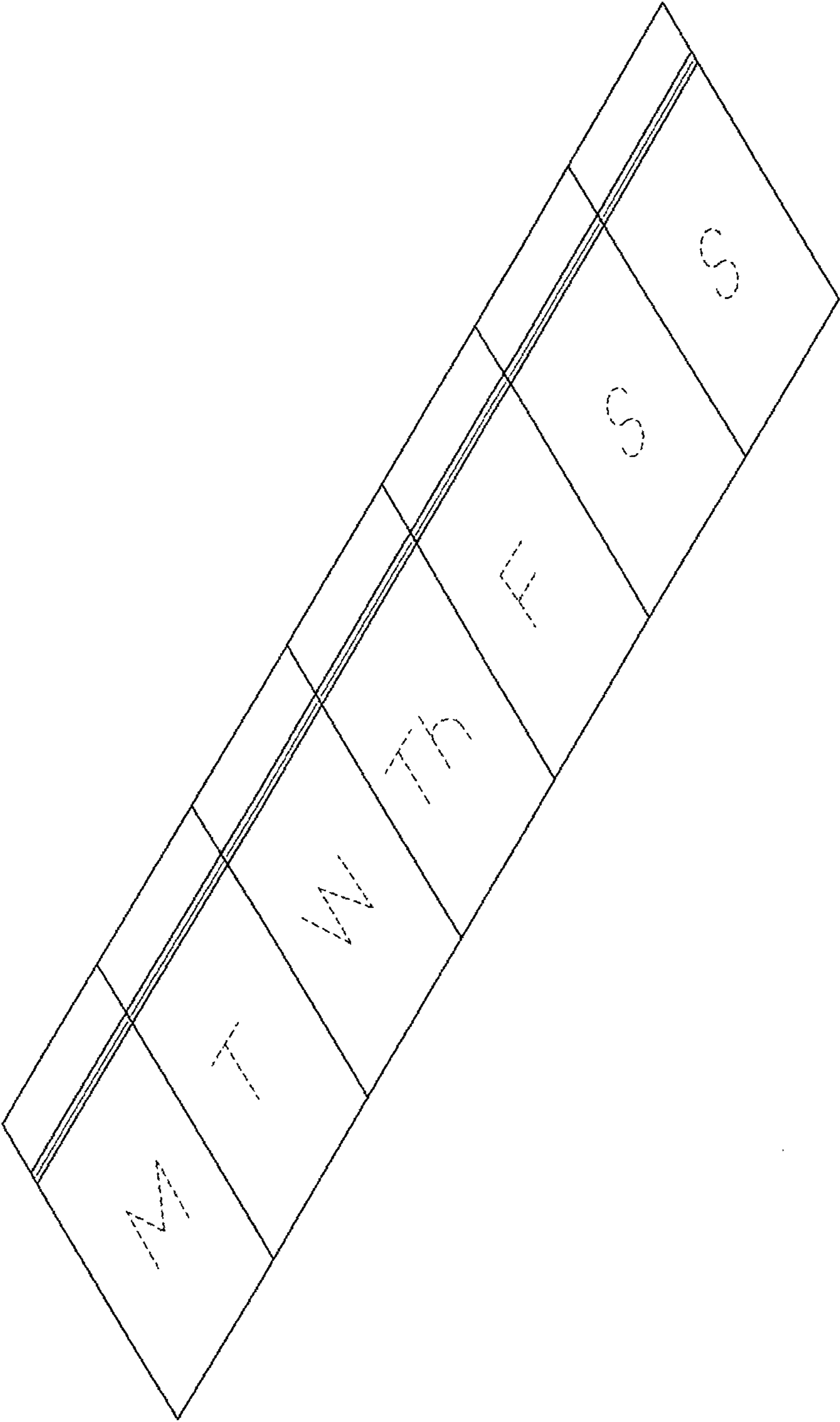


FIG.1

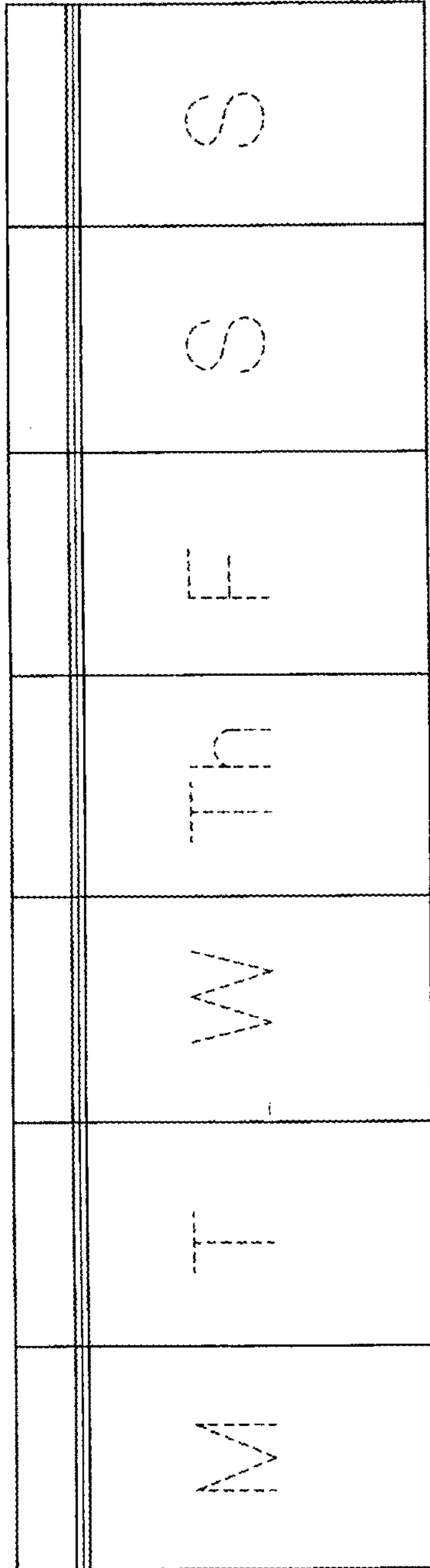


FIG.2

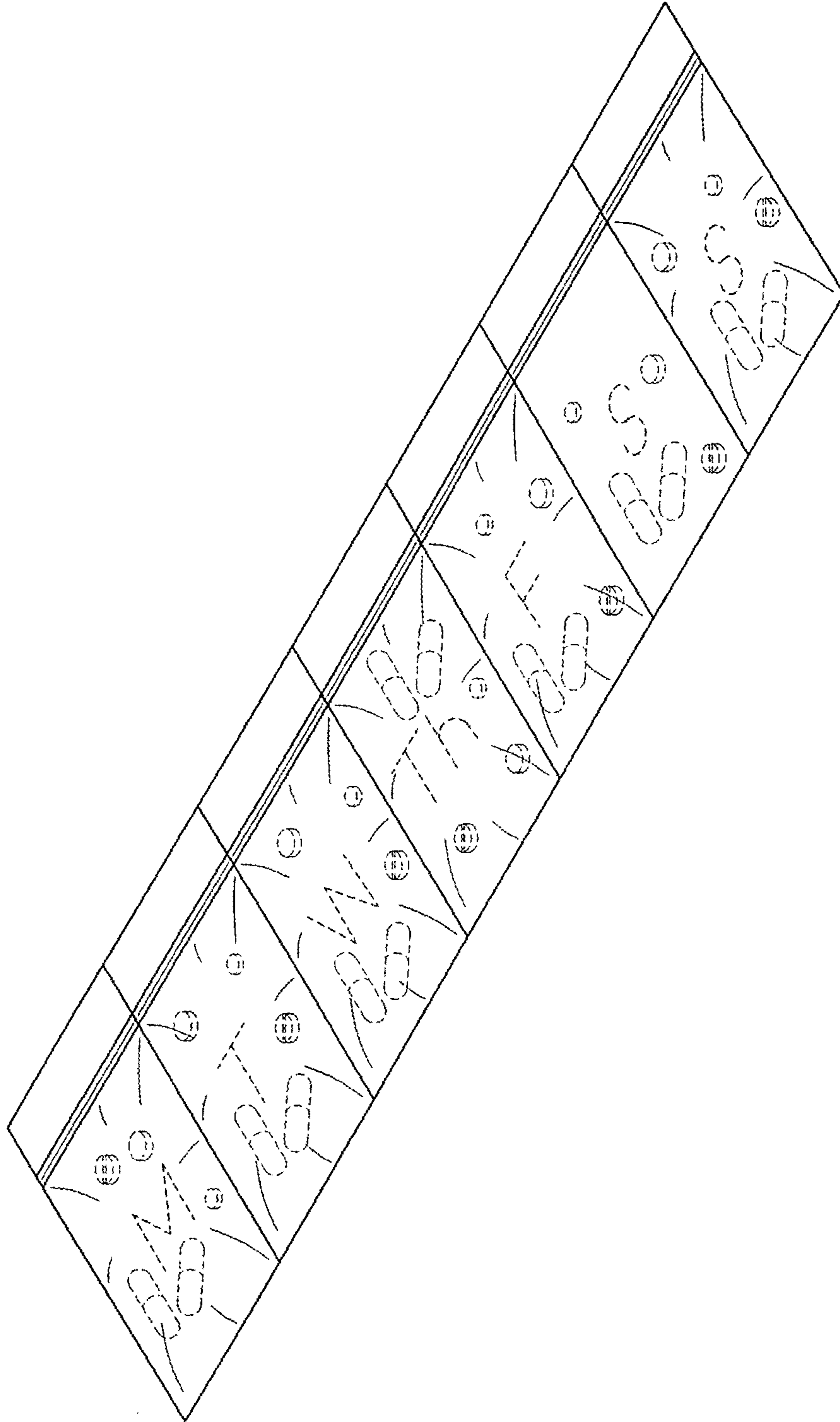


FIG. 3

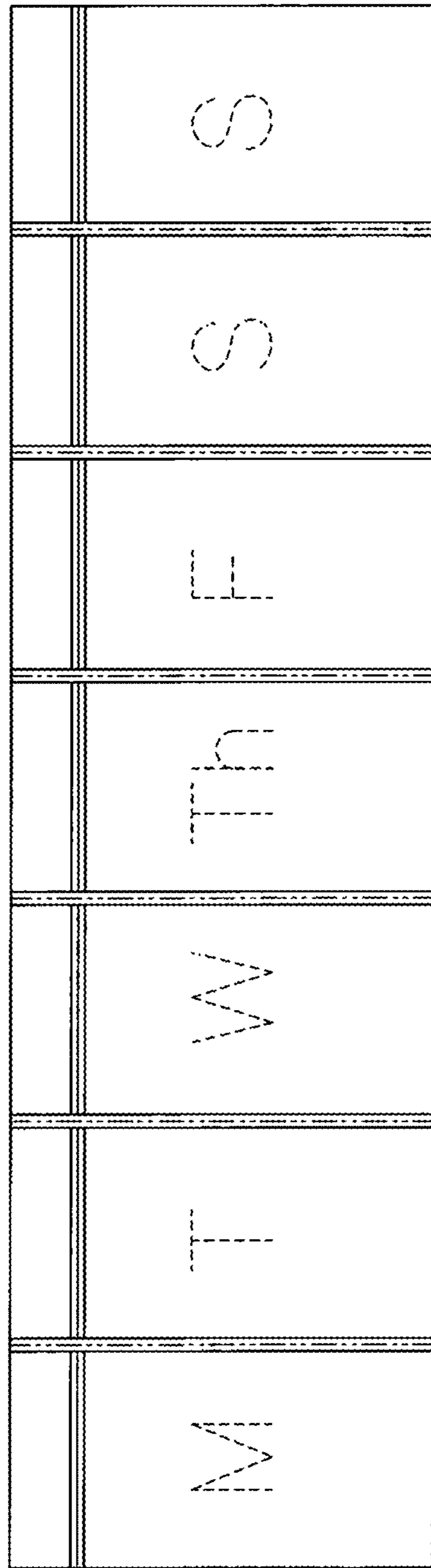


FIG.4




FIG.5




FIG.6