



US00D780592S

(12) **United States Design Patent**
Kim

(10) **Patent No.:** **US D780,592 S**

(45) **Date of Patent:** **** *Mar. 7, 2017**

(54) **POUCH FOR PACKAGING MASK PACK**

(71) Applicant: **LEADERS COSMETICS CO., LTD,**
Seoul (KR)

(72) Inventor: **Jin Goo Kim,** Seoul (KR)

(73) Assignee: **LEADERS COSMETICS CO., LTD,**
Seoul (KR)

(*) Notice: This patent is subject to a terminal disclaimer.

(**) Term: **15 Years**

(21) Appl. No.: **29/530,197**

(22) Filed: **Jun. 15, 2015**

(30) **Foreign Application Priority Data**

May 18, 2015 (KR) 30-2015-0025061

(51) **LOC (10) Cl.** **09-01**

(52) **U.S. Cl.**
USPC **D9/661; D9/702**

(58) **Field of Classification Search**
USPC D9/600, 652, 655-664, 702-714, 414,
D9/434; 206/457, 494, 459.5, 527, 540;
229/116.1; 446/77; 215/381-384, 400;
D3/270-271.3; 222/92
CPC B65D 67/00; B65D 81/36; B65D 81/60;
B65D 81/368; B65D 2203/00; B65D
2203/02; B65D 33/00; B65D 33/04;
A63H 33/16
See application file for complete search history.

(56) **References Cited**

U.S. PATENT DOCUMENTS

D312,569 S * 12/1990 Wijas D9/625
D360,359 S * 7/1995 Ledowsky D9/661

D386,398 S * 11/1997 Davis D9/707
D386,965 S * 12/1997 Sahatjian D9/663
D414,408 S * 9/1999 Nakano D9/663
D483,256 S * 12/2003 Thurston D9/663
D571,222 S * 6/2008 Duboeuf D9/661
D617,206 S * 6/2010 Shaw D9/661
D656,407 S * 3/2012 Baussan D9/661
D656,408 S * 3/2012 Baussan D9/661
D701,125 S * 3/2014 Propper D9/709
D706,138 S * 6/2014 Arai D9/600
D711,244 S * 8/2014 Lee D9/643
D733,570 S * 7/2015 Arai D9/600

OTHER PUBLICATIONS

U.S. Appl. No. 29/530,185, filed Jun. 15, 2015, Kim.
U.S. Appl. No. 29/530,187, filed Jun. 15, 2015, Kim.
U.S. Appl. No. 29/530,190, filed Jun. 15, 2015, Kim.

(Continued)

Primary Examiner — Sandra Morris

(74) *Attorney, Agent, or Firm* — Sheridan Ross PC


(57) **CLAIM**

The ornamental design for a pouch for packaging mask pack, as shown and described.

DESCRIPTION

FIG. 1 is a front perspective view of the pouch for packaging mask pack according to the invention;
FIG. 2 is a front elevation view of FIG. 1;
FIG. 3 is a rear elevation view of FIG. 1;
FIG. 4 is a left or side elevation view of FIG. 1, both views being identical;
FIG. 5 is a top plan view; and,
FIG. 6 is a bottom plan view.
The broken line showing is for illustrative purposes only and forms no part of the claimed design.

1 Claim, 3 Drawing Sheets



(56)

References Cited

OTHER PUBLICATIONS

U.S. Appl. No. 29/530,193, filed Jun. 15, 2015, Kim.
U.S. Appl. No. 29/530,195, filed Jun. 15, 2015, Kim.
U.S. Appl. No. 29/530,199, filed Jun. 15, 2015, Kim.
U.S. Appl. No. 29/530,201, filed Jun. 15, 2015, Kim.
U.S. Appl. No. 29/530,204, filed Jun. 15, 2015, Kim.
U.S. Appl. No. 29/530,215, filed Jun. 15, 2015, Kim.
U.S. Appl. No. 29/530,217, filed Jun. 15, 2015, Kim.
U.S. Appl. No. 29/530,219, filed Jun. 15, 2015, Kim.
U.S. Appl. No. 29/530,222, filed Jun. 15, 2015, Kim.
U.S. Appl. No. 29/530,223, filed Jun. 15, 2015, Kim.

* cited by examiner




FIG. 1

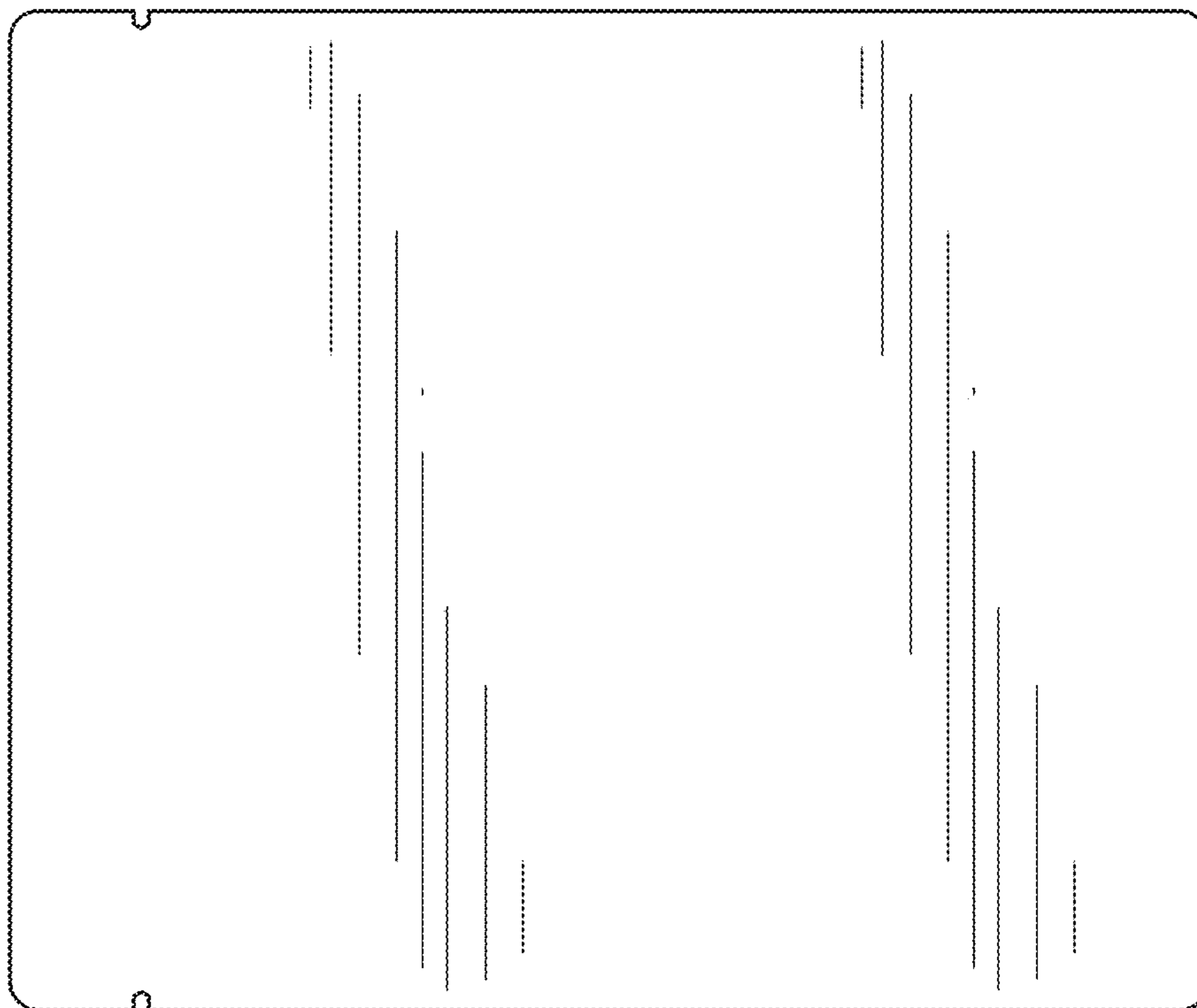


FIG.3




FIG.2



FIG. 4




FIG. 5



FIG. 6