



US00D780581S

(12) **United States Design Patent**  
**Tulencik et al.**

(10) **Patent No.:** **US D780,581 S**  
(45) **Date of Patent:** **\*\* \*Mar. 7, 2017**

(54) **BOTTLE CARRIER**

FOREIGN PATENT DOCUMENTS

(71) Applicant: **Bath & Body Works Brand Management, Inc.**, Reynoldsburg, OH (US)

CA	144552	9/2012
CA	144553	9/2012
CN	104522990 A	4/2015

(72) Inventors: **Jennifer Tulencik**, Columbus, OH (US); **Heidi Valentino**, New York, NY (US); **Lyndsi Martin**, Newark, OH (US)

OTHER PUBLICATIONS

Alibaba. Bath Body Works Hand Sanitizer Silicone Holders You Choose The Style—Dongguan Shunjin Plastic Products Co., Ltd. Apr. 15, 2015 [earliest online date], [site visited Sep. 14, 2016]. Available from Internet, <URL:https://www.alibaba.com/product-detail/bath-body-works-hand-sanitizer-silicone\_60306216495.html>.\*

(73) Assignee: **Bath & Body Works Brand Management, Inc.**, Reynoldsburg, OH (US)

(Continued)

(\*) Notice: This patent is subject to a terminal disclaimer.

*Primary Examiner* — Robert M Spear

*Assistant Examiner* — Darcey E Hefflin

(74) *Attorney, Agent, or Firm* — Andrus Intellectual Property Law, LLP

(\*\*) Term: **14 Years**

(57) **CLAIM**

(21) Appl. No.: **29/524,816**

The ornamental design for a bottle carrier, as shown and described.

(22) Filed: **Apr. 23, 2015**

**DESCRIPTION**

(30) **Foreign Application Priority Data**

Dec. 19, 2014 (CN) ..... 2014 3 0539108

(51) **LOC (10) Cl.** ..... **09-07**

(52) **U.S. Cl.**  
USPC ..... **D9/455; D3/318**

(58) **Field of Classification Search**  
USPC .... D3/202, 215, 318; D6/513; D9/434, 444, D9/446, 455, 499; D14/138 R; 215/399  
(Continued)

FIG. 1 is a front perspective view of a bottle carrier according to our new and ornamental design; FIG. 2 is a front view thereof; FIG. 3 is a back view thereof; FIG. 4 is a left side view thereof; FIG. 5 is a right side view thereof; FIG. 6 is a top view thereof; FIG. 7 is a bottom view thereof; FIG. 8 is a front perspective view of an alternative embodiment of a bottle carrier according to our new and ornamental design; and, FIG. 9 is a bottom view of the alternative embodiment of the bottle carrier of FIG. 8, wherein the front, rear, left side, right side, and top views of the alternative embodiment of the bottle carrier are identical to those shown in FIGS. 2-6, respectively.

The unshaded surfaces form no part of the claim.

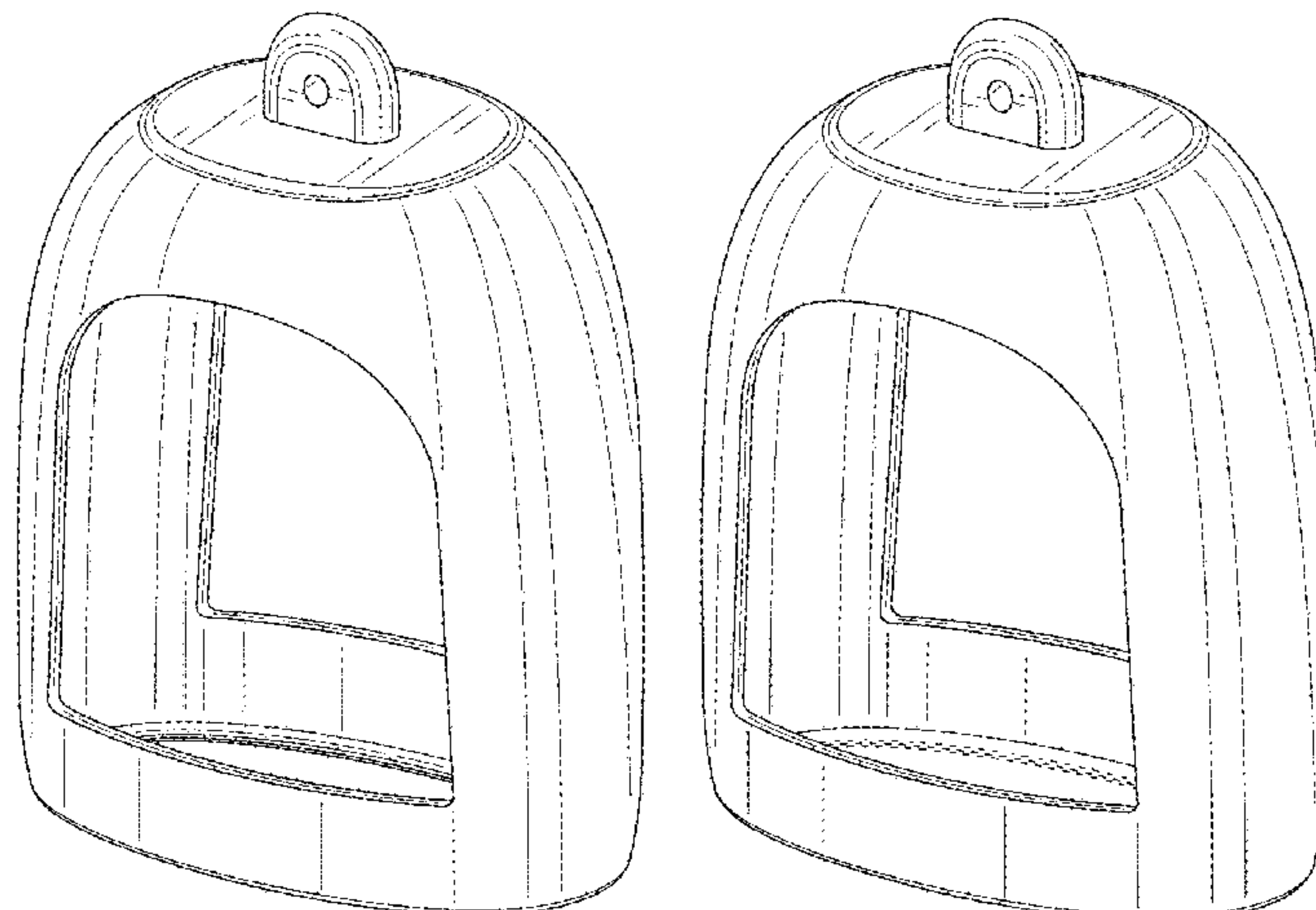
(56) **References Cited**

U.S. PATENT DOCUMENTS

3,366,360 A 1/1968 Burke  
D270,966 S 10/1983 Lynn

(Continued)

(Continued)



In FIGS. 8 and 9, the broken lines represent environmental structure of a lip that may be provided on the bottle carrier; as such, the interior surfaces of the bottle carrier are intended to be part of the claimed design, while the broken lines themselves form no part of the claimed design.

**1 Claim, 9 Drawing Sheets**

**(58) Field of Classification Search**

CPC ..... A45F 2005/008; A45F 5/10  
See application file for complete search history.

**(56) References Cited**

U.S. PATENT DOCUMENTS

D315,829 S *	4/1991	Covington	.....	D3/202
D317,869 S *	7/1991	Kipperman	.....	D9/435
D318,017 S	7/1991	Patterson		
D321,885 S	11/1991	Sheldrake		
D324,176 S *	2/1992	Patterson	.....	D24/199
D327,431 S *	6/1992	Farricielli	.....	D9/444
5,135,125 A *	8/1992	Andel	.....	A61M 5/1417 215/12.1
D333,784 S	3/1993	Goodman		
D336,778 S	6/1993	Miller		
D367,999 S	3/1996	McCallum		
D407,210 S *	3/1999	Lauth, III	.....	D3/202
D414,110 S	9/1999	Gueret		
D419,072 S	1/2000	Khaled		
D444,066 S	6/2001	Fenton et al.		
D446,007 S	8/2001	Gillilan		
D448,298 S *	9/2001	Simkins	.....	D9/455
D455,258 S	4/2002	Goserud		

6,481,590 B1 *	11/2002	Simkins	.....	A45F 5/00 215/12.1
D478,721 S	8/2003	Anderton		
D487,660 S	3/2004	Sayers et al.		
6,758,453 B1	7/2004	Ralko		
D507,870 S	8/2005	Anderton		
D510,479 S	10/2005	Ellis		
D512,910 S	12/2005	Haslam		
D523,302 S	6/2006	Mandell et al.		
D534,889 S *	1/2007	Cheng	.....	D14/138 R
D549,099 S	8/2007	Edwards		
D581,010 S	11/2008	Sparks et al.		
D583,903 S	12/2008	Sparks et al.		
D584,146 S *	1/2009	Lown	.....	D3/202
D585,224 S	1/2009	Hwang		
D594,745 S	6/2009	Hecht		
D626,409 S	11/2010	Hooley		
D644,427 S	9/2011	Cunningham et al.		
D648,522 S	11/2011	Gorman		
D675,446 S	2/2013	Cohee et al.		
D696,006 S	12/2013	Lee et al.		
D703,040 S	4/2014	White		
D707,041 S	6/2014	Park et al.		
D712,135 S	9/2014	Huang et al.		
D738,726 S	9/2015	Peluso		
D753,909 S *	4/2016	Tulencik	.....	D3/202
D764,787 S	8/2016	Montminy		

OTHER PUBLICATIONS

Notice of Grant of Patent Right for Design issued in Chinese Design Appln. No. 201430539511.1, dated May 11, 2015.  
Notice of Grant of Patent Right for Design issued in corresponding Chinese Design Appln. No. 201430539108.9, dated May 11, 2015.  
Notice of Grant of Patent Right for Design issued in Chinese Design Appln. No. 201430538952.X, dated May 11, 2015.

\* cited by examiner

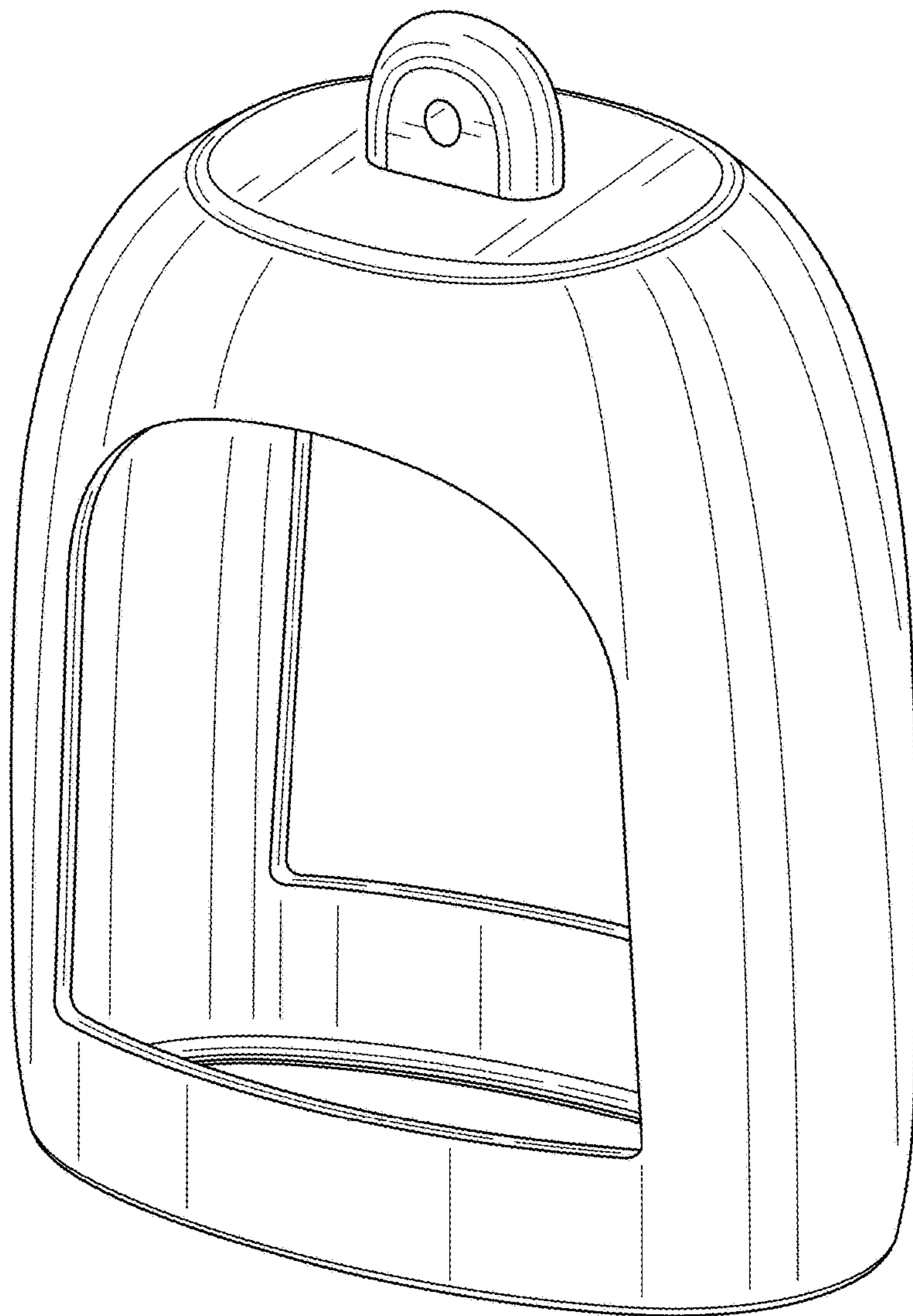


FIG. 1

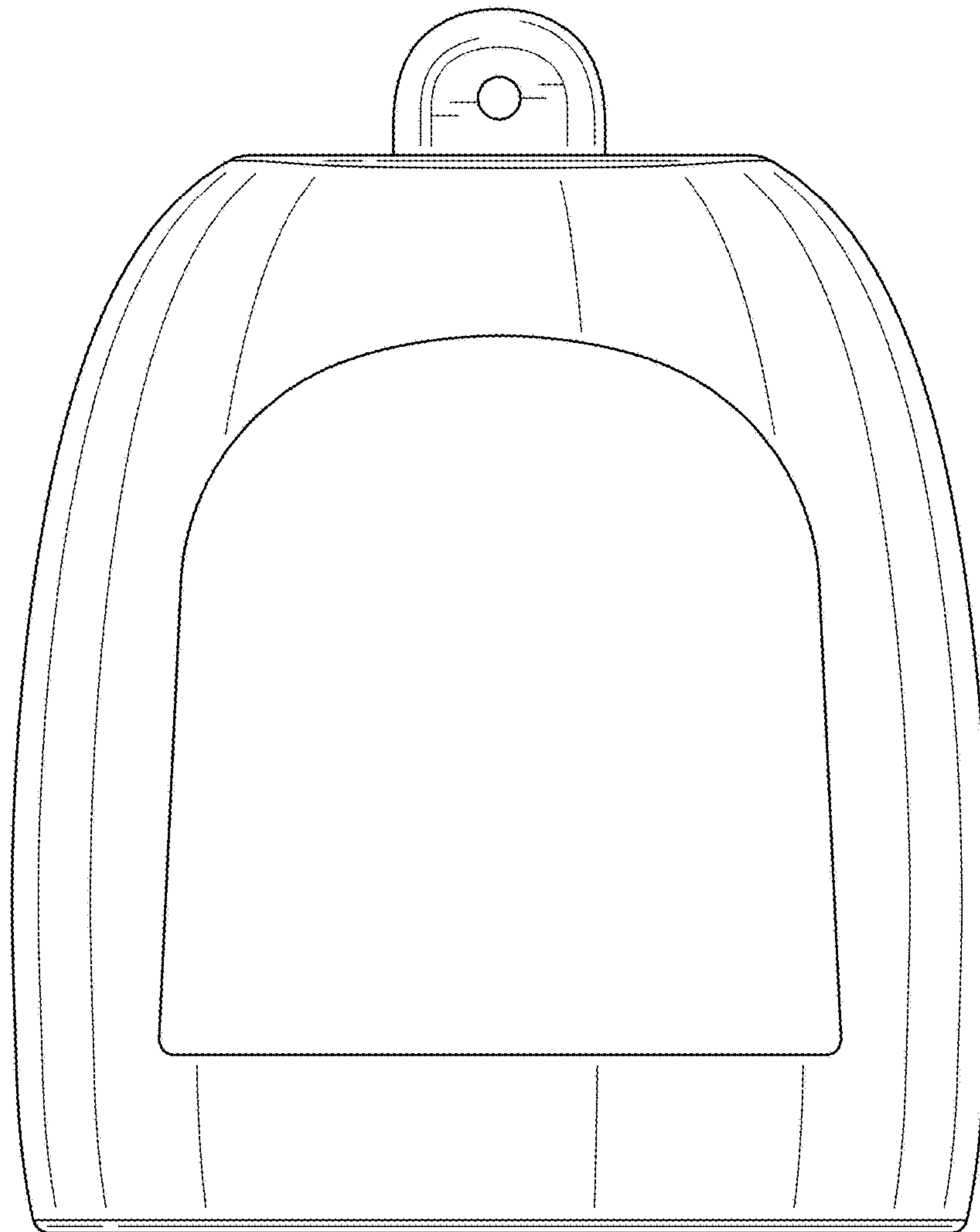


FIG. 2



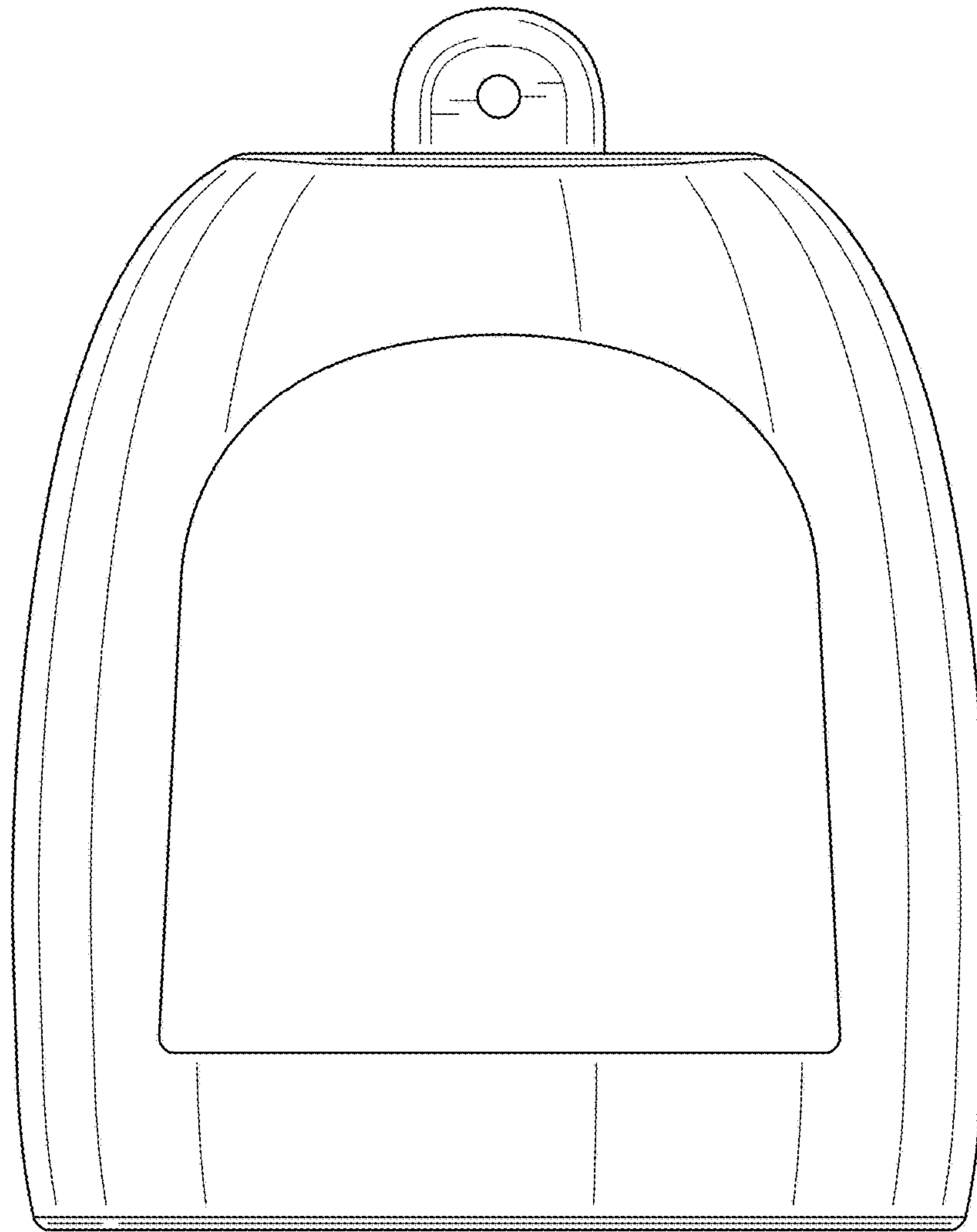


FIG. 3

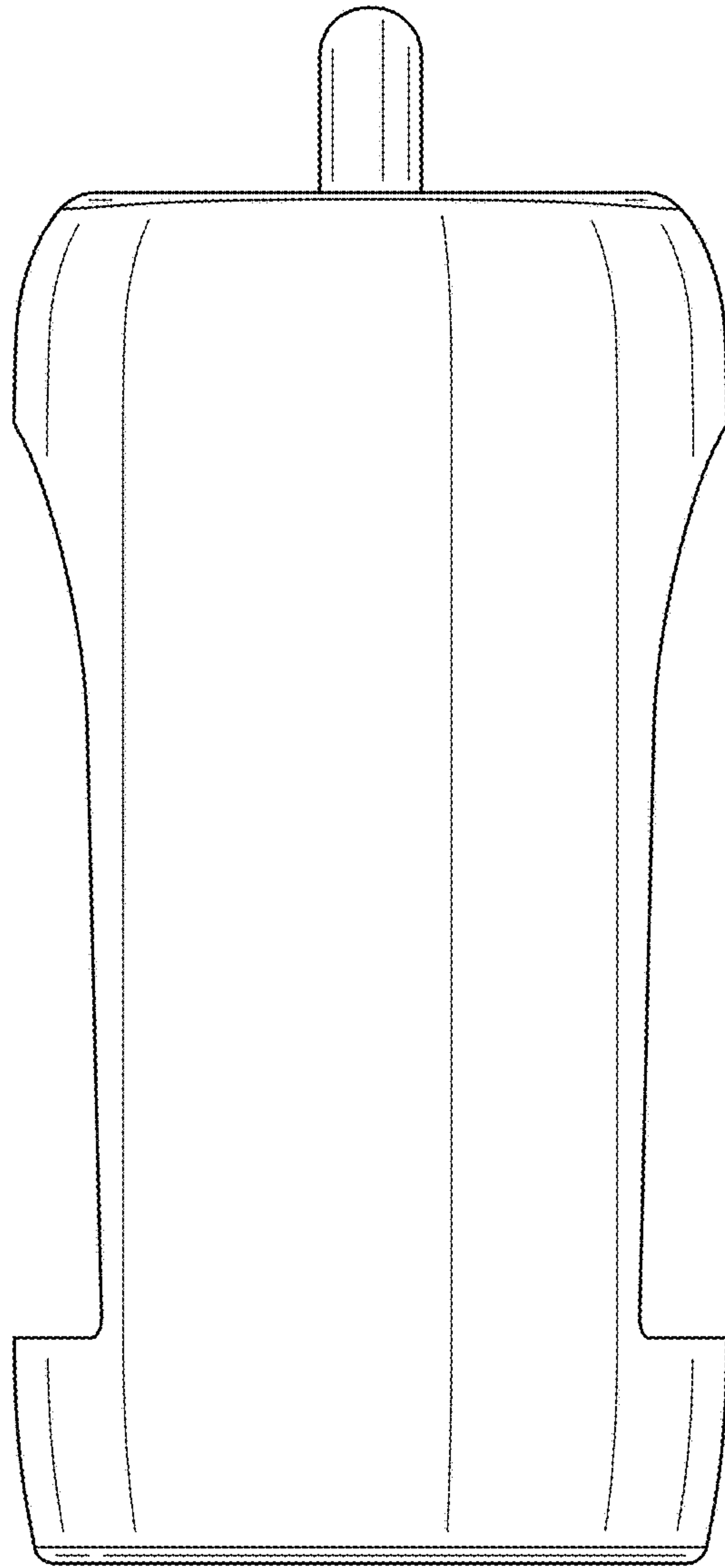


FIG. 4

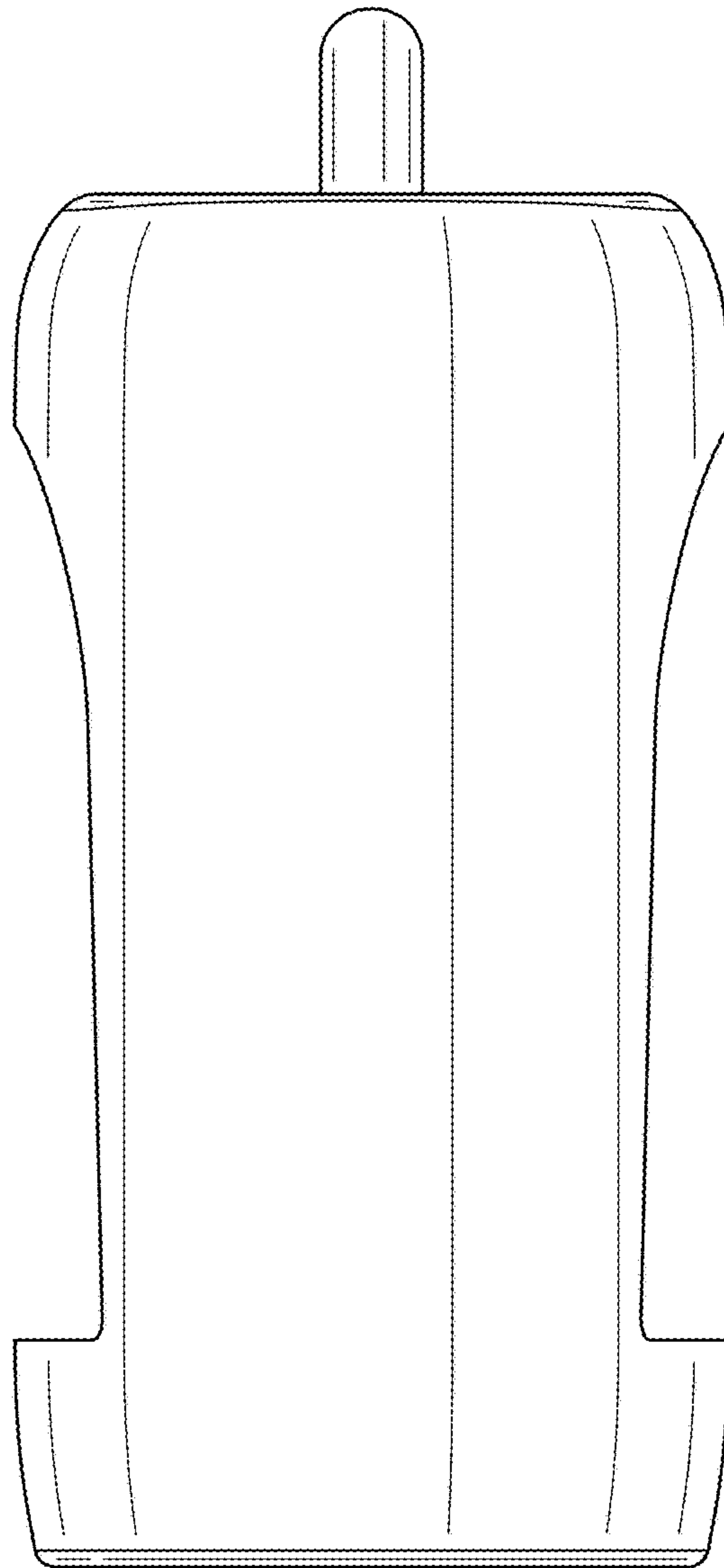


FIG. 5

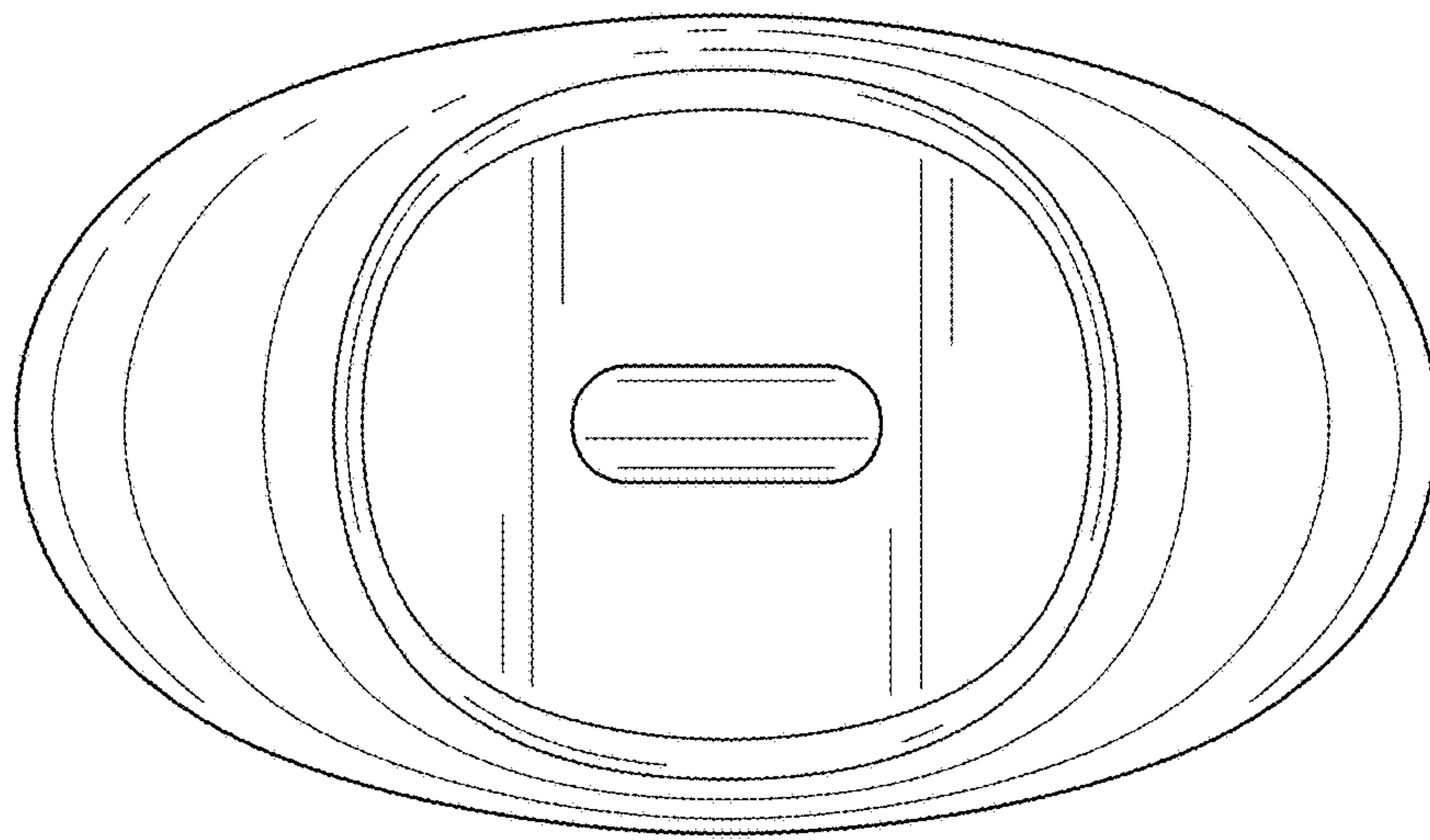


FIG. 6



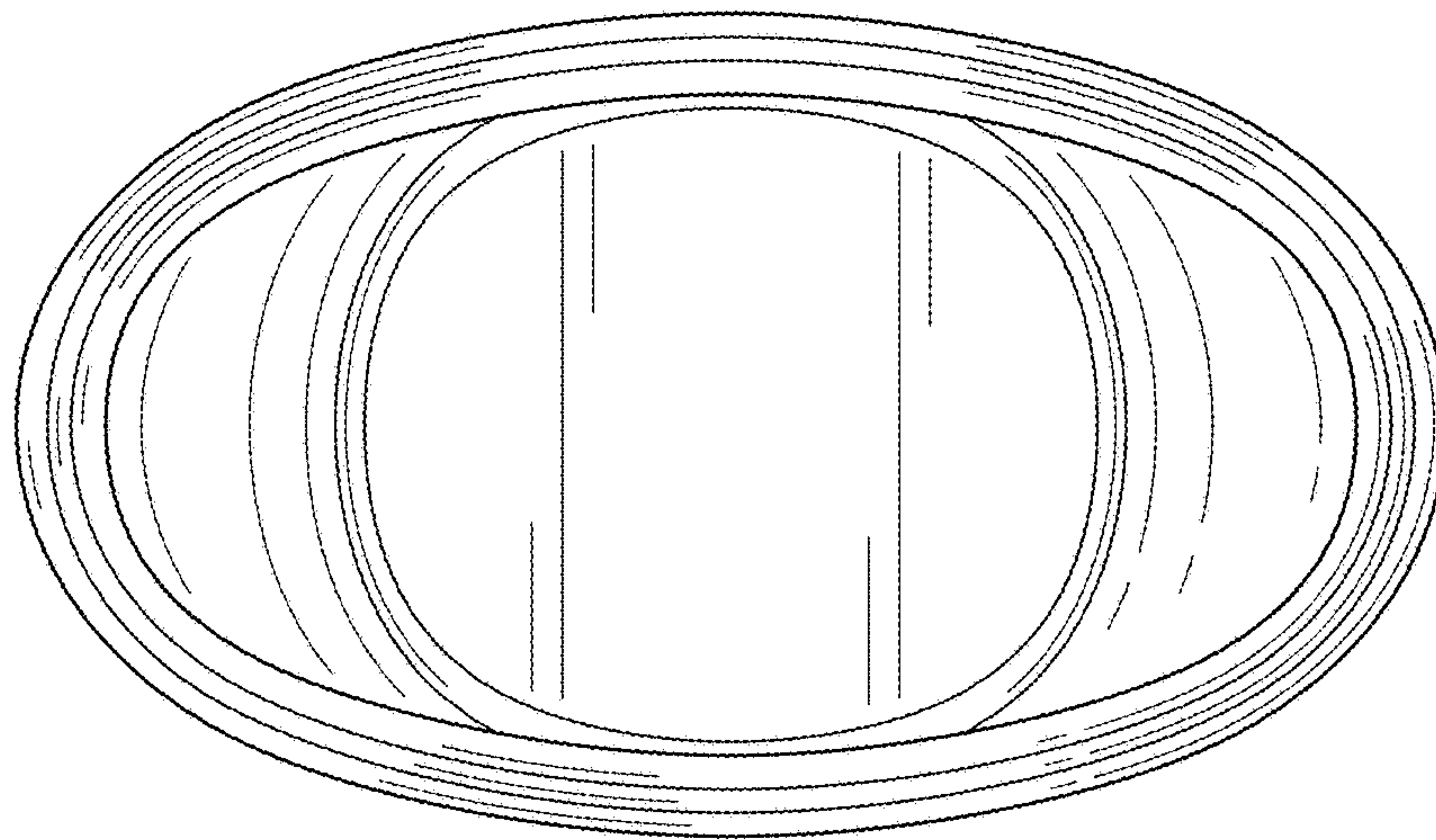


FIG. 7

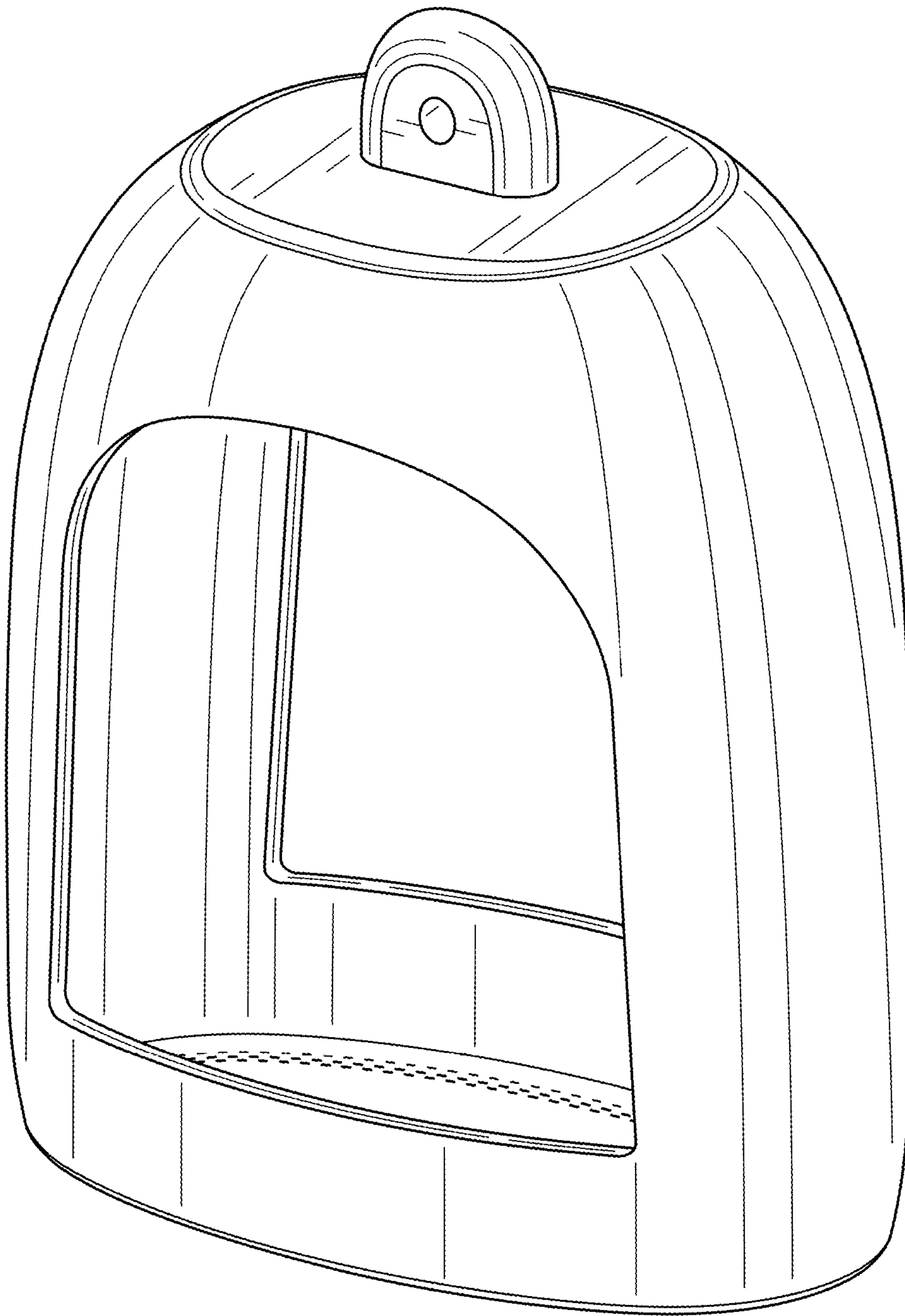


FIG. 8

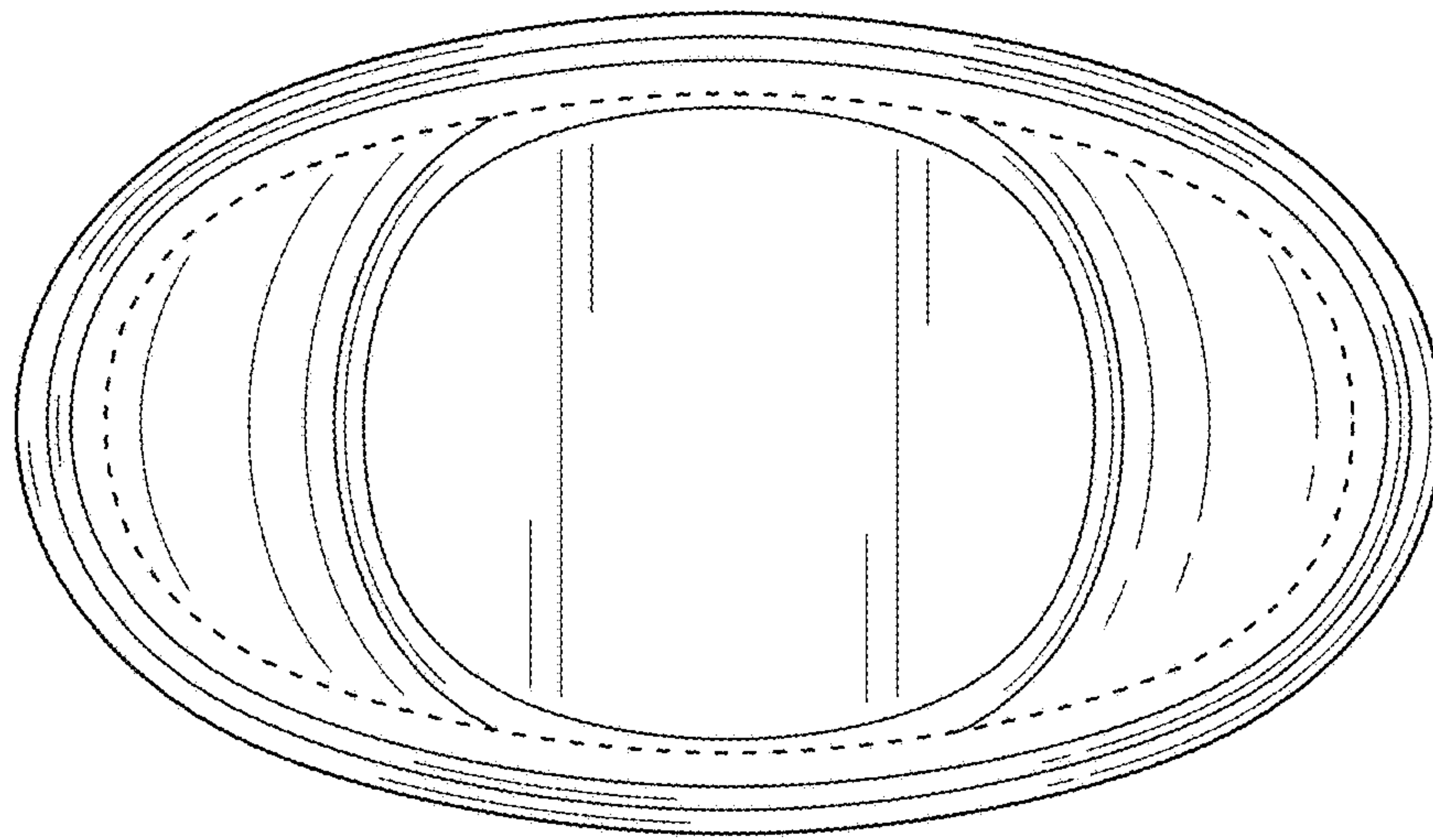


FIG. 9