



US00D780572S

(12) **United States Design Patent**
Zhang

(10) **Patent No.:** **US D780,572 S**
(45) **Date of Patent:** **** Mar. 7, 2017**

(54) **DISPOSABLE INGREDIENT CARTRIDGE FOR A BREAD MACHINE**

B65D 5/4204; B65D 7/46; B65D 85/34;
B21D 51/18; B21D 51/2646; A45C 11/16
See application file for complete search history.

(71) Applicant: **Tsann Kuen (Zhangzhou) Enterprise Co., Ltd., Zhangzhou (CN)**

(56) **References Cited**

(72) Inventor: **Zhonghua Zhang, Zhangzhou (CN)**

U.S. PATENT DOCUMENTS

(73) Assignee: **Tsann Kuen (Zhangzhou) Enterprise Co., Ltd., Zhangzhou (CN)**

- 2,814,427 A * 11/1957 Emery B65D 1/34
206/519
- 4,616,762 A * 10/1986 Alexander A47J 36/022
206/503
- D291,526 S * 8/1987 Heaney D7/354
- 4,828,112 A * 5/1989 Vollrath B65D 21/0233
206/519
- D305,410 S * 1/1990 Tyler D9/425

(**) Term: **14 Years**

(21) Appl. No.: **29/496,239**

(22) Filed: **Jul. 10, 2014**

(30) **Foreign Application Priority Data**

Jan. 22, 2014 (CN) 2014 3 0017470

(51) **LOC (10) Cl.** **09-03**

(52) **U.S. Cl.**
USPC **D9/425**

(58) **Field of Classification Search**

USPC D9/414, 415, 416, 419, 420, 421, 422,
D9/423, 424, 425, 426, 427, 428, 429,
D9/432, 454, 457, 652, 667, 721, 904;
D7/619.1; 229/400, 401, 403, 404, 405,
229/406, 407, 779; 220/592.16, 656-659,
220/662, 665, 669-675, 4.21-4.27;
206/6.1, 214, 217, 431, 503, 514, 521.1,
206/528, 530, 557, 564, 775, 776, 779
CPC .. A47J 36/06; A47J 47/14; B65D 1/22; B65D
1/34; B65D 1/40; B65D 1/165; B65D
15/02; B65D 21/083; B65D 21/0233;
B65D 21/0234; B65D 43/162; B65D
71/50; B65D 77/24; B65D 77/245; B65D
81/3869; B65D 2543/00046; B65D
2543/00083; B65D 2543/00092; B65D
2543/00296; B65D 3/06; B65D 3/28;

Primary Examiner — Karen S Acker

Assistant Examiner — Wendy Arminio

(74) *Attorney, Agent, or Firm* — Wang Law Firm, Inc.

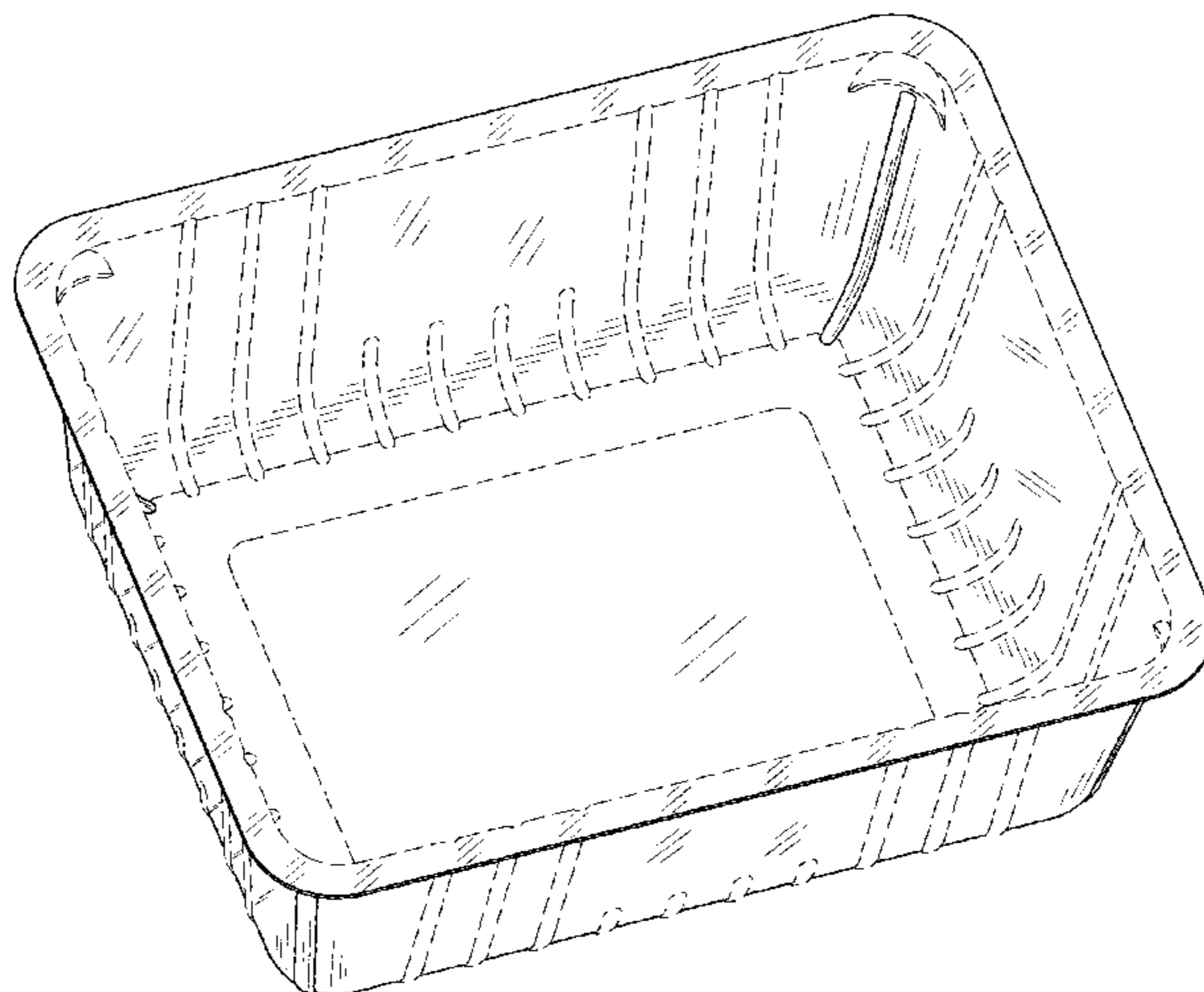
(57) **CLAIM**

The ornamental design for a disposable ingredient cartridge for a bread machine, as shown and describe.

DESCRIPTION

FIG. 1 is a bottom perspective view of a disposable ingredient cartridge for a bread machine;
FIG. 2 is a top perspective view thereof;
FIG. 3 is a front view thereof;
FIG. 4 is a rear view thereof;
FIG. 5 is left view thereof;
FIG. 6 is right view thereof;
FIG. 7 is top view thereof; and,
FIG. 8 is bottom view thereof.
The broken lines and the unshaded areas in between the broken lines depict portions of the disposable ingredient cartridge for a bread machine that form no part of the claimed design.

1 Claim, 8 Drawing Sheets



(56)

References Cited

U.S. PATENT DOCUMENTS

5,094,706 A * 3/1992 Howe A47J 36/04
 156/214
 D439,159 S * 3/2001 Chen D9/425
 D446,719 S * 8/2001 Garraway D9/425
 D569,243 S * 5/2008 Kidd D9/425
 D614,950 S * 5/2010 Colacitti D7/354
 D629,682 S * 12/2010 Overgaag D9/427
 D649,033 S * 11/2011 Epstein D9/425
 D687,679 S * 8/2013 Mikulka D7/553.2
 8,741,443 B2 * 6/2014 Hilbish B65D 1/34
 428/34.2
 8,858,858 B2 * 10/2014 Middleton B65D 81/3453
 264/267
 8,869,682 B2 * 10/2014 Tosdale A47J 27/16
 206/518
 D738,719 S * 9/2015 Breton D9/425
 2004/0262322 A1 * 12/2004 Middleton B29C 45/14336
 220/675
 2008/0296307 A1 * 12/2008 Liebzeit A47J 27/16
 220/657
 2009/0134179 A1 * 5/2009 Kidd B65D 43/162
 220/834
 2009/0250372 A1 * 10/2009 Wnek B29C 45/0046
 206/557
 2012/0279895 A1 * 11/2012 Middleton B29C 45/14336
 206/557
 2012/0312716 A1 * 12/2012 Mikulka B65D 65/466
 206/557
 2014/0079844 A1 * 3/2014 Zhang A21B 7/005
 426/18

* cited by examiner

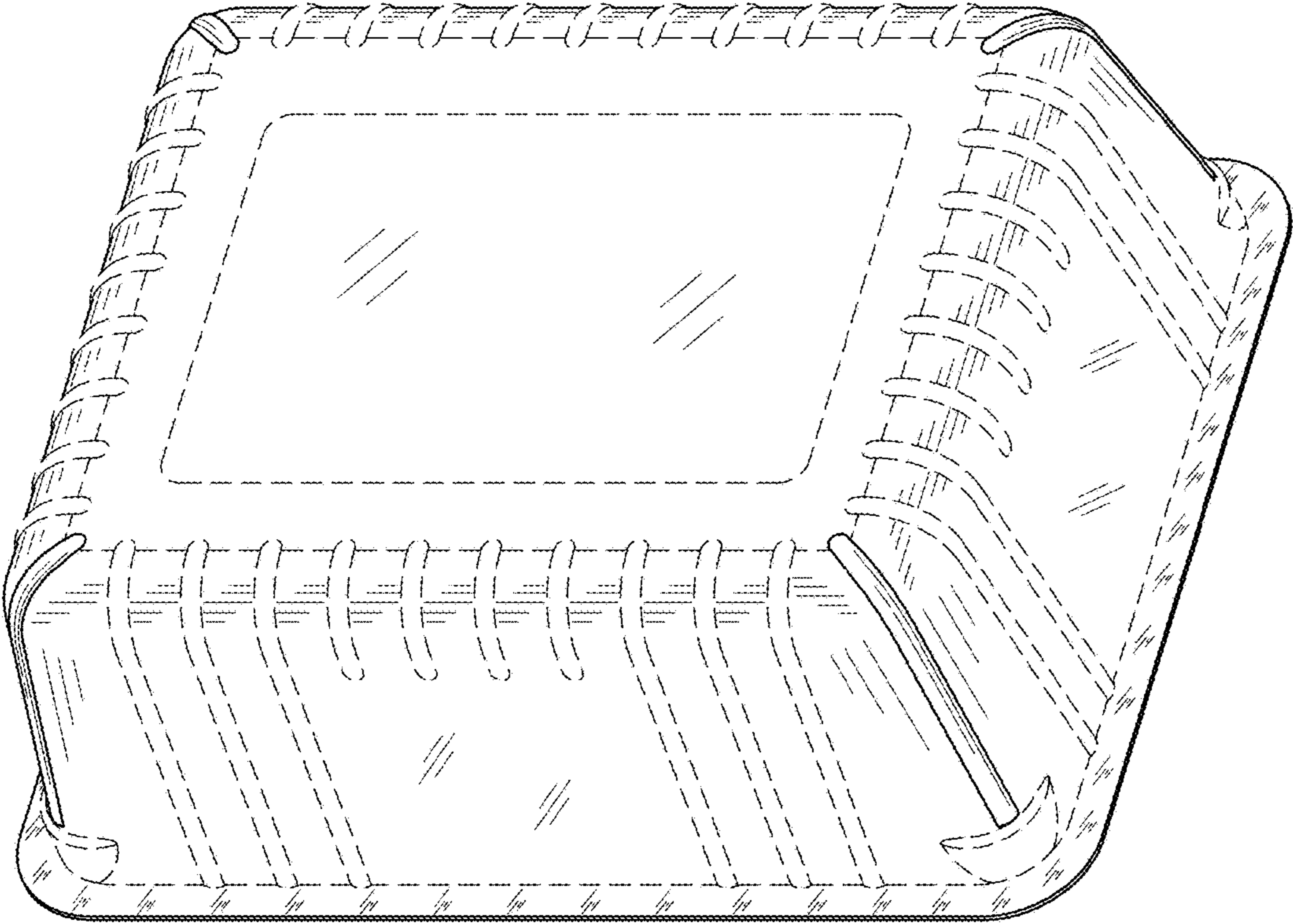


FIG. 1

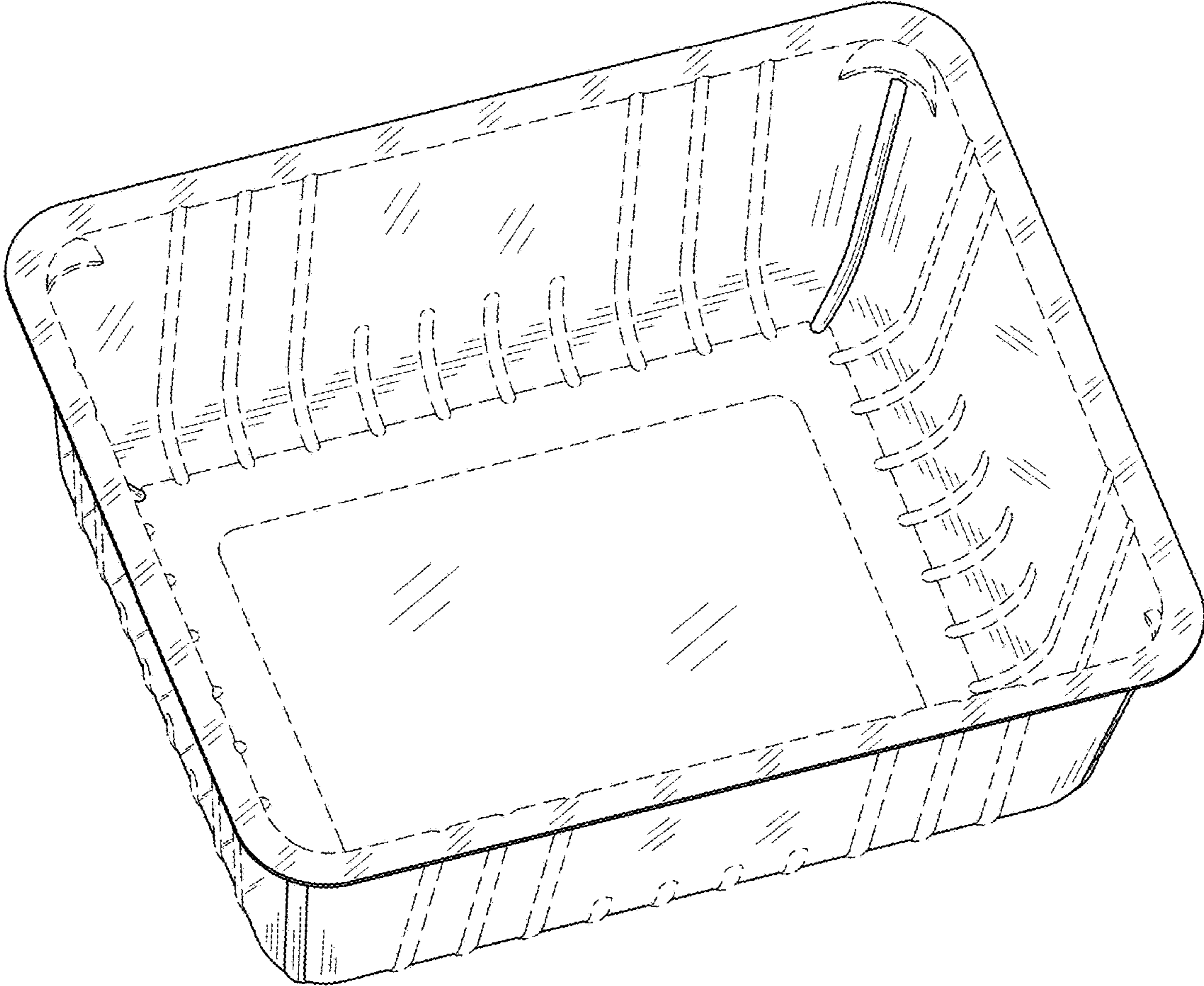


FIG. 2

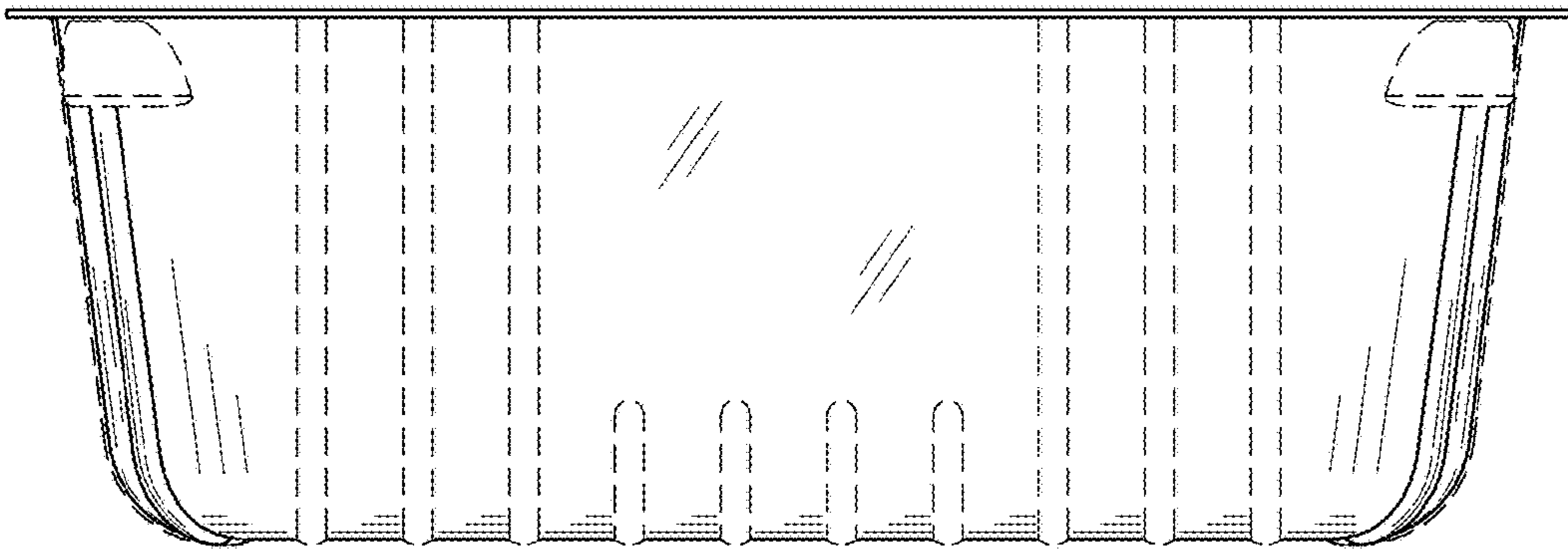


FIG. 3

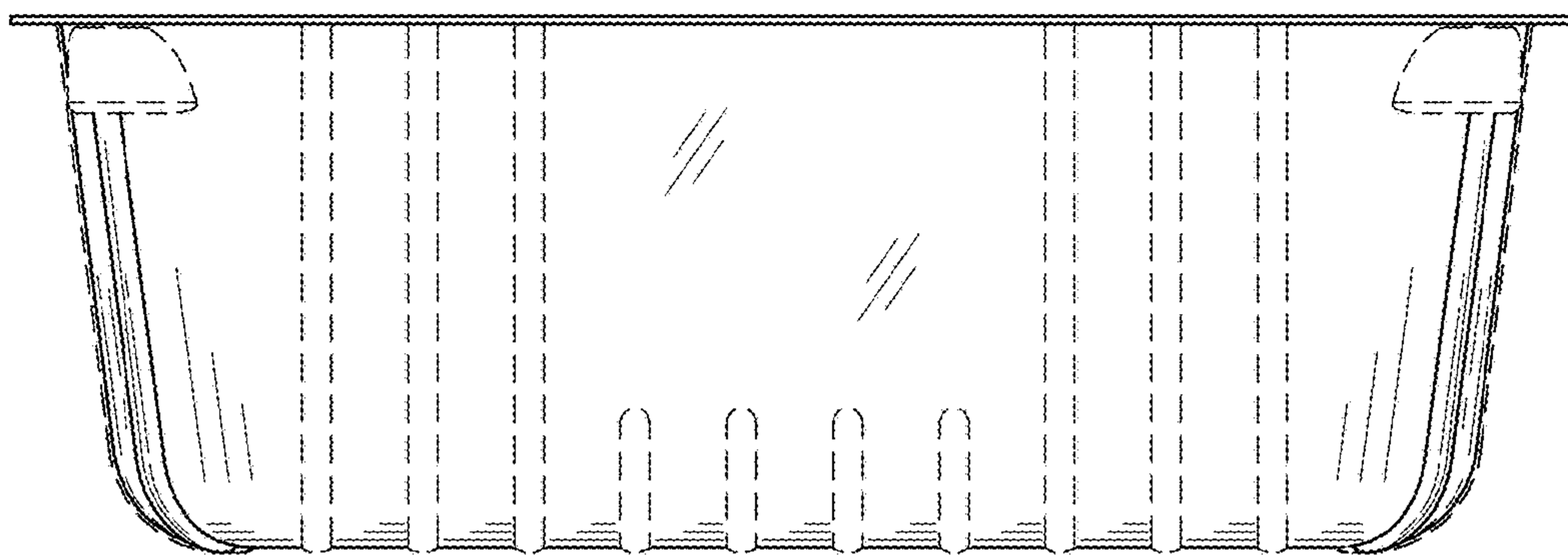


FIG. 4

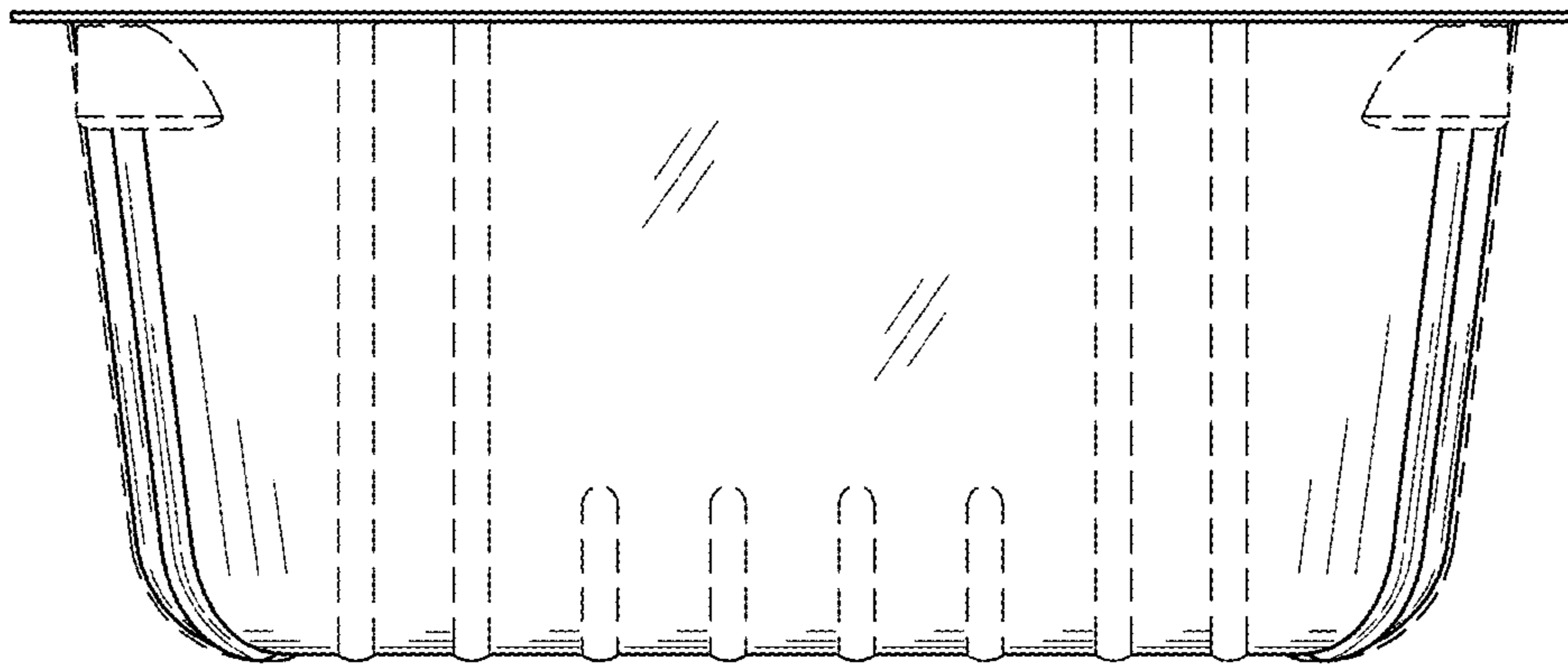


FIG. 5

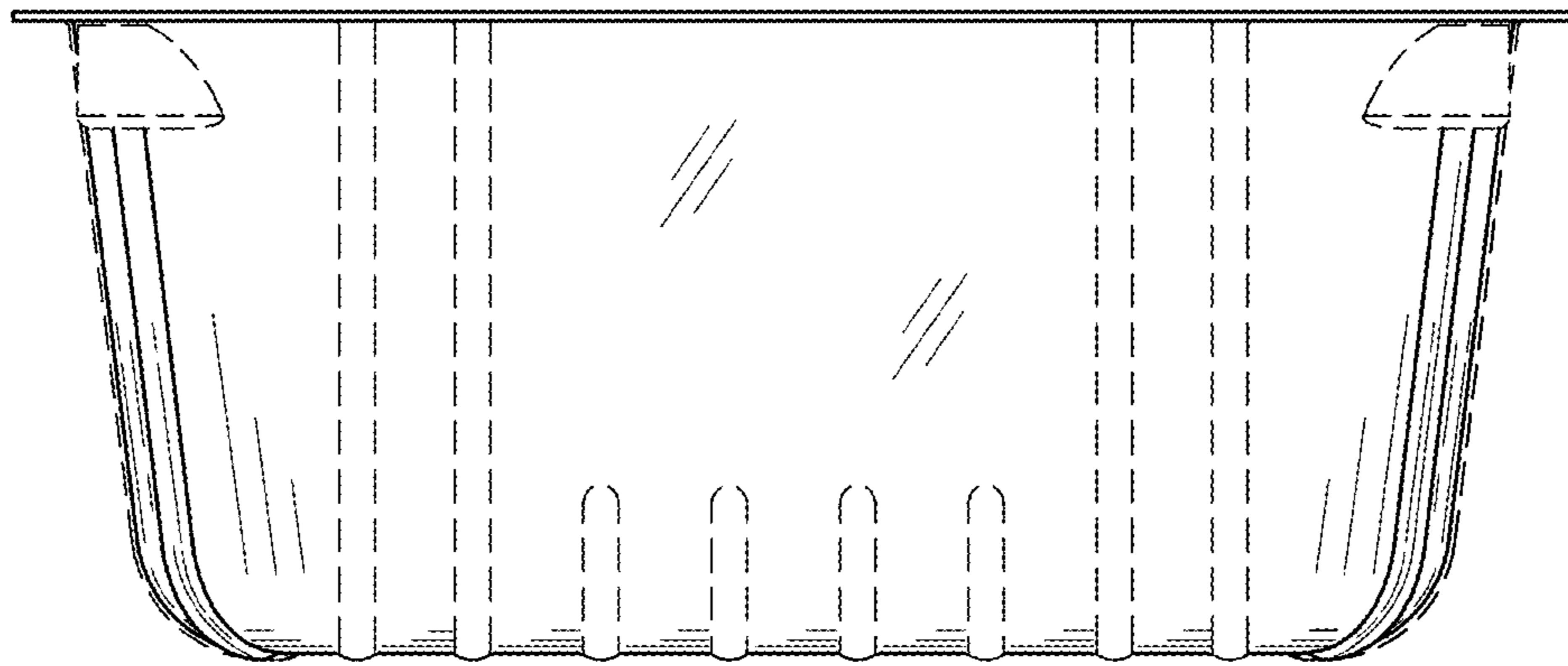


FIG. 6

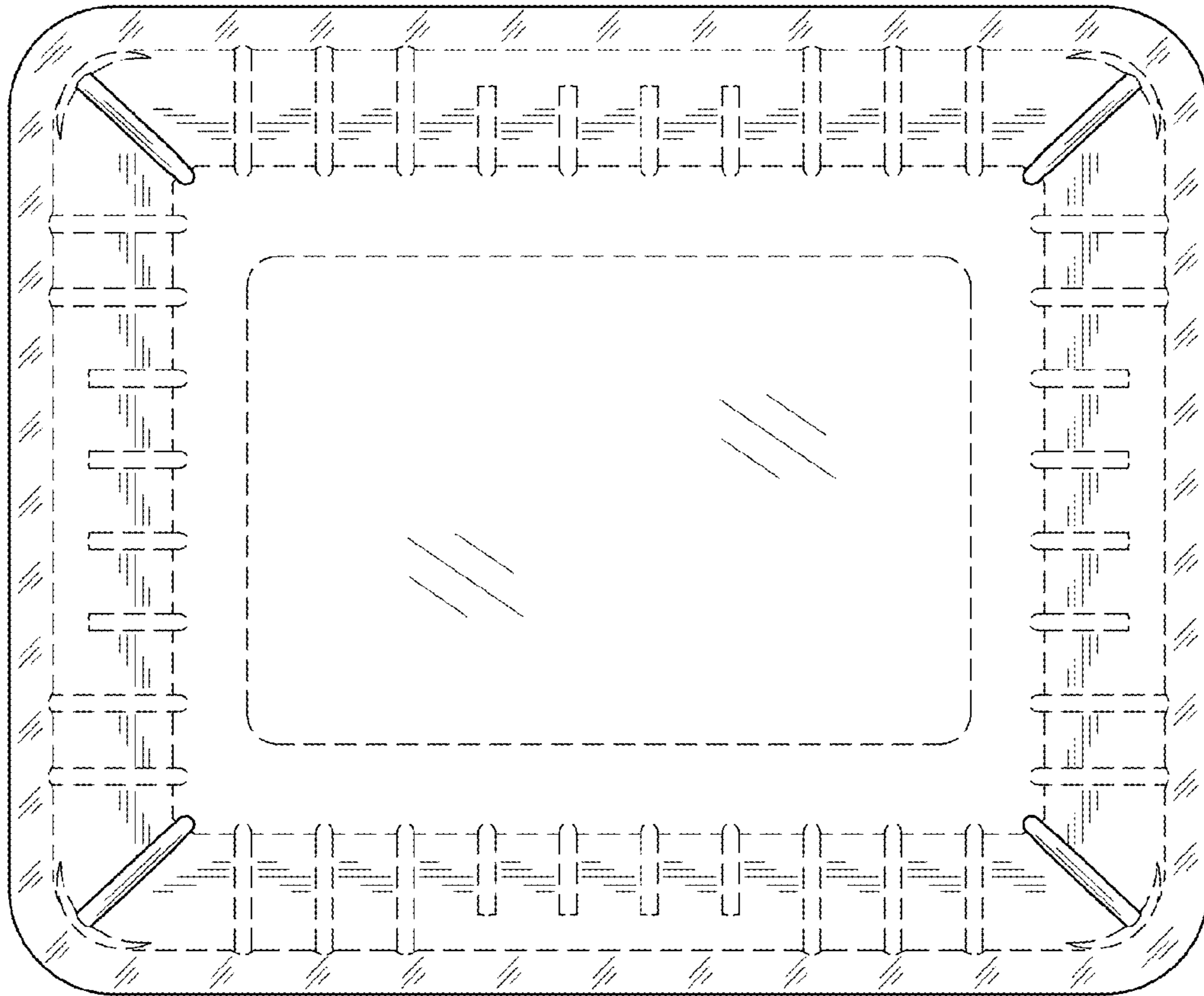


FIG. 7

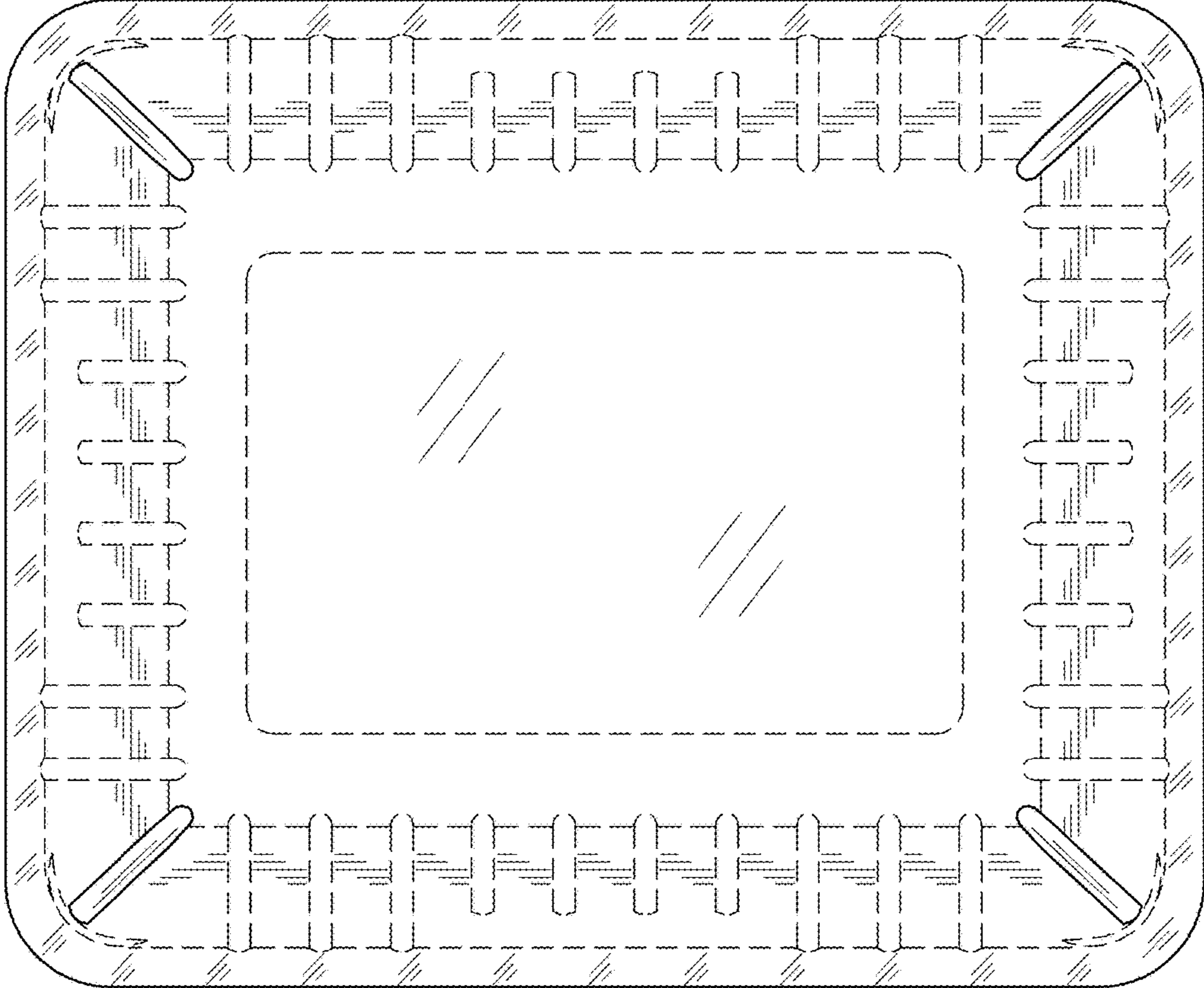


FIG. 8