



US00D780570S

(12) **United States Design Patent**
Bard et al.

(10) **Patent No.:** **US D780,570 S**
(45) **Date of Patent:** **** *Mar. 7, 2017**

(54) **PACKAGE**

(71) Applicant: **Lutron Electronics Co., Inc.**,
Coopersburg, PA (US)
(72) Inventors: **Benjamin F. Bard**, Zionsville, PA
(US); **David S. Bennett**, Bethlehem, PA
(US); **Jason C. Killo**, Emmaus, PA
(US)

(73) Assignee: **Lutron Electronics Co., Inc.**,
Coopersburg, PA (US)

(*) Notice: This patent is subject to a terminal disclaimer.

(**) Term: **15 Years**

(21) Appl. No.: **29/544,145**

(22) Filed: **Oct. 30, 2015**

(51) **LOC (10) Cl.** **09-03**

(52) **U.S. Cl.**
USPC **D9/420**

(58) **Field of Classification Search**
USPC D7/601, 602, 609; D9/414–416,
D9/418–423, 425, 426, 429–438,
D9/455–457, 499; 206/503; 229/126
CPC B65D 77/00; B65D 81/00
See application file for complete search history.

(56) **References Cited**

U.S. PATENT DOCUMENTS

1,588,857 A * 6/1926 Sherman B65D 85/327
206/521.1
D95,429 S * 4/1935 James D9/760
RE25,050 E * 10/1961 Hamilton B65D 5/004
206/510
3,660,934 A * 5/1972 Pollack A01G 9/104
206/423
D423,359 S * 4/2000 MacLean D9/433

D426,902 S * 6/2000 Hardy D26/11
D441,644 S * 5/2001 Pero D9/432
D509,995 S * 9/2005 Laib D7/602
D609,115 S * 2/2010 Kim D9/721
D609,116 S * 2/2010 Kim D9/721
D643,714 S * 8/2011 Daley D9/432
D650,666 S * 12/2011 Daley D9/433
D655,601 S * 3/2012 Daley D9/432

(Continued)

OTHER PUBLICATIONS

Youtube. Hands-on with HomeKit: Caseta Wireless. Jun. 4, 2015
[earliest online date], [site visited Aug. 25, 2016]. Available from
Internet, <URL:https://www.youtube.com/
watch?v=fpBUsFgCqmk>.*

(Continued)

Primary Examiner — Robert M Spear
Assistant Examiner — Darcey E Heflin
(74) *Attorney, Agent, or Firm* — Saidman DesignLaw
Group, LLC

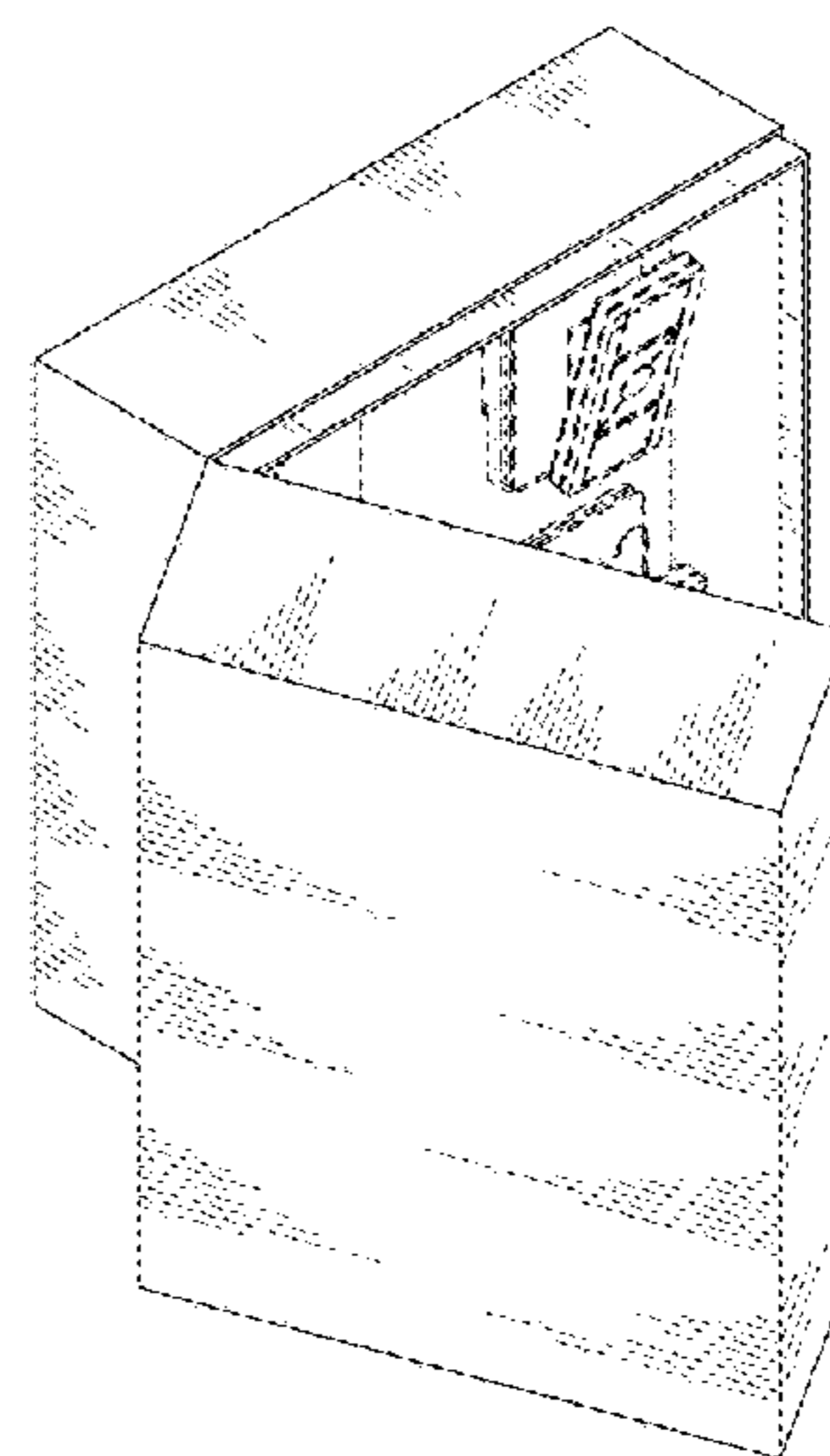
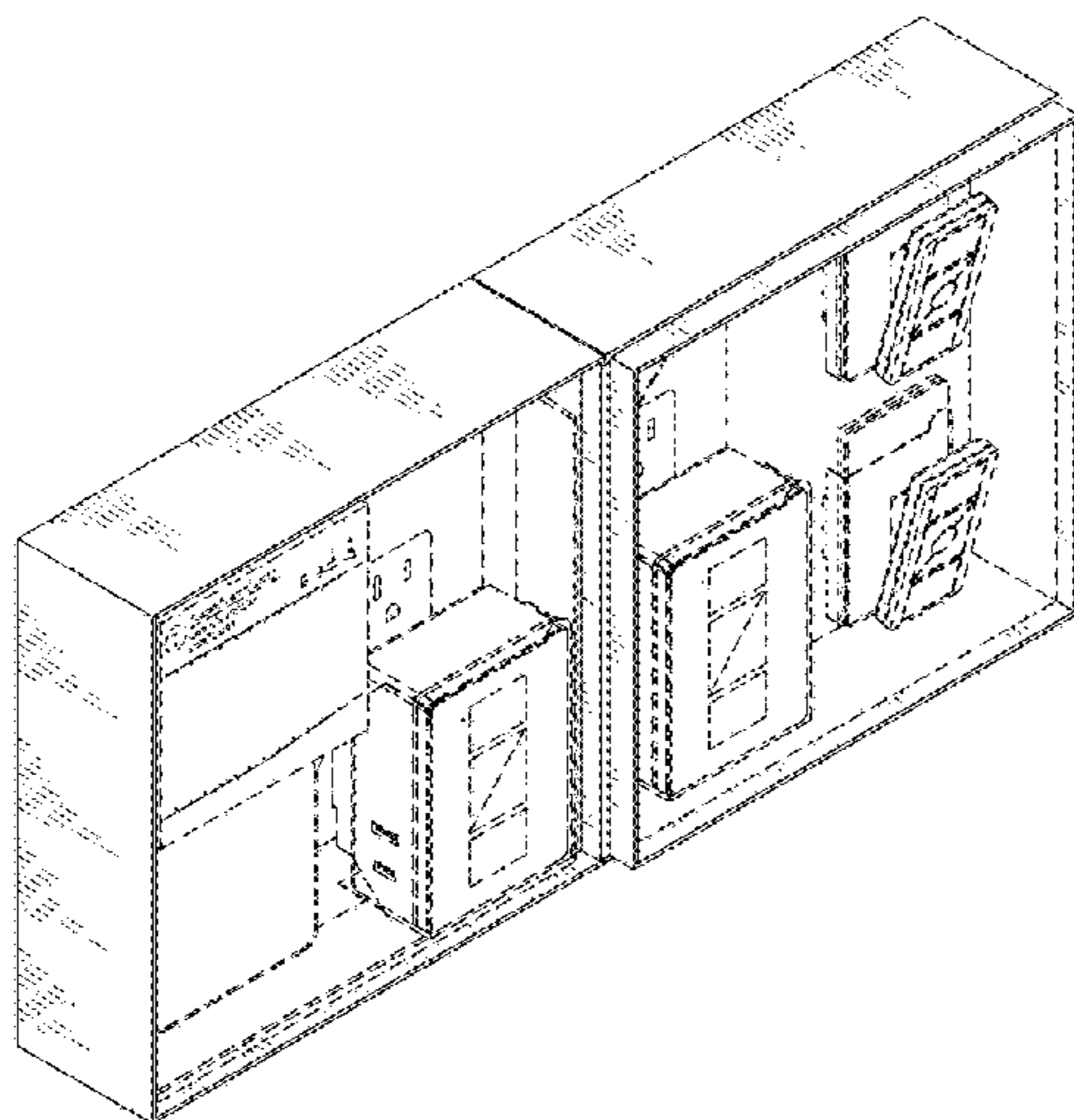
(57) **CLAIM**

The ornamental design for a package, as shown and described.

DESCRIPTION

FIG. 1 is a front perspective view of a package showing our new design;
FIG. 2 is a front view thereof;
FIG. 3 is a rear view thereof;
FIG. 4 is a left side view thereof;
FIG. 5 is a right side view thereof;
FIG. 6 is a bottom view thereof;
FIG. 7 is a top view thereof; and,
FIG. 8 is another perspective view of the package shown in an alternate configuration.
The dashed broken lines illustrate structure or features which form no part of the claimed design.

1 Claim, 6 Drawing Sheets



(56)

References Cited

U.S. PATENT DOCUMENTS

D691,900 S	*	10/2013	Kraus	D9/721
D729,061 S	*	5/2015	Rotonda	D9/432
D731,323 S	*	6/2015	O'Neill	D9/721
D763,683 S	*	8/2016	O'Neill	D9/432
D763,684 S	*	8/2016	O'Neill	D9/432

OTHER PUBLICATIONS

U.S. Appl. No. 29/544,139 to Bard et al., titled "Package", filed Oct. 30, 2015 (unpublished).

* cited by examiner

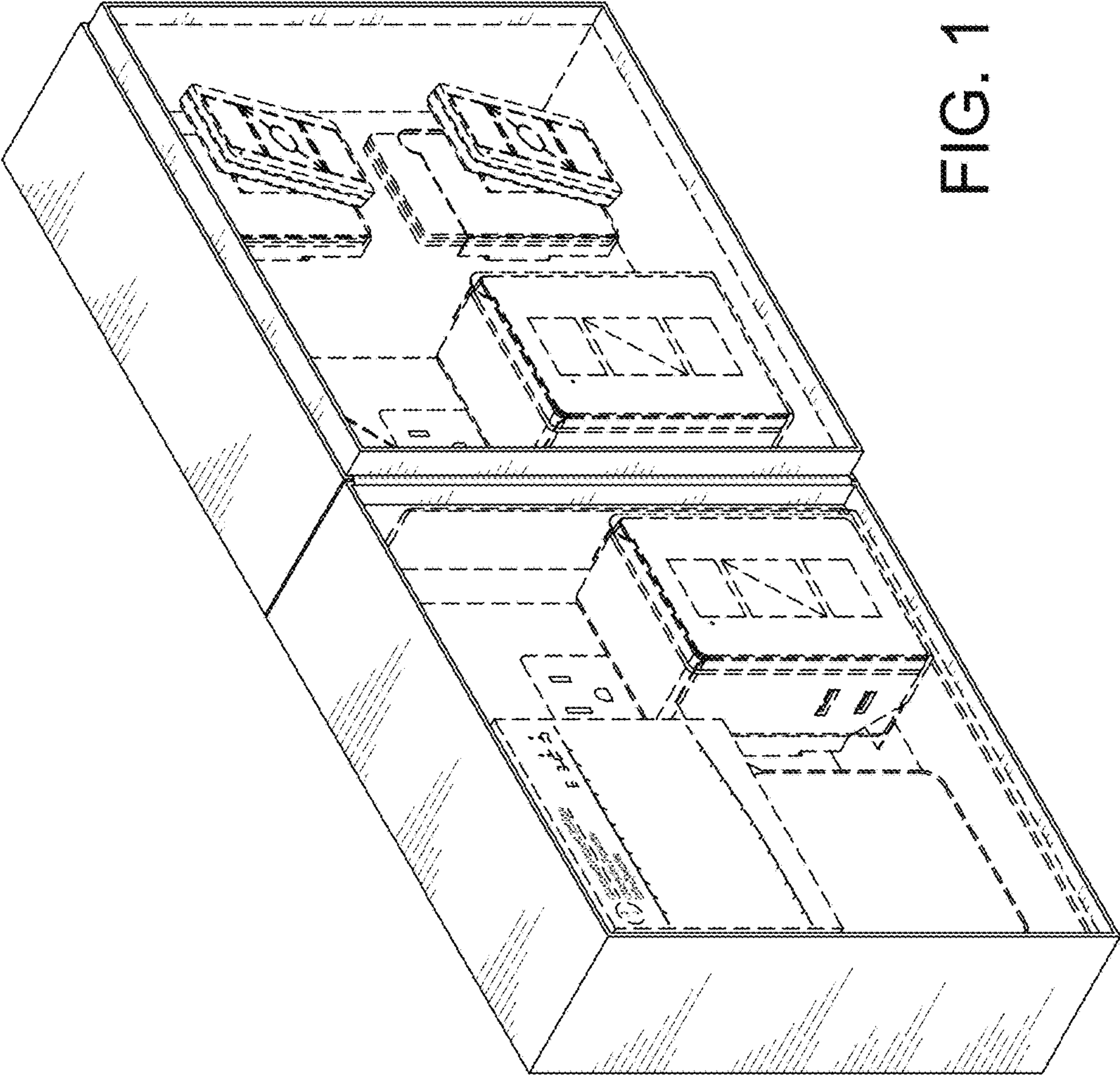


FIG. 1

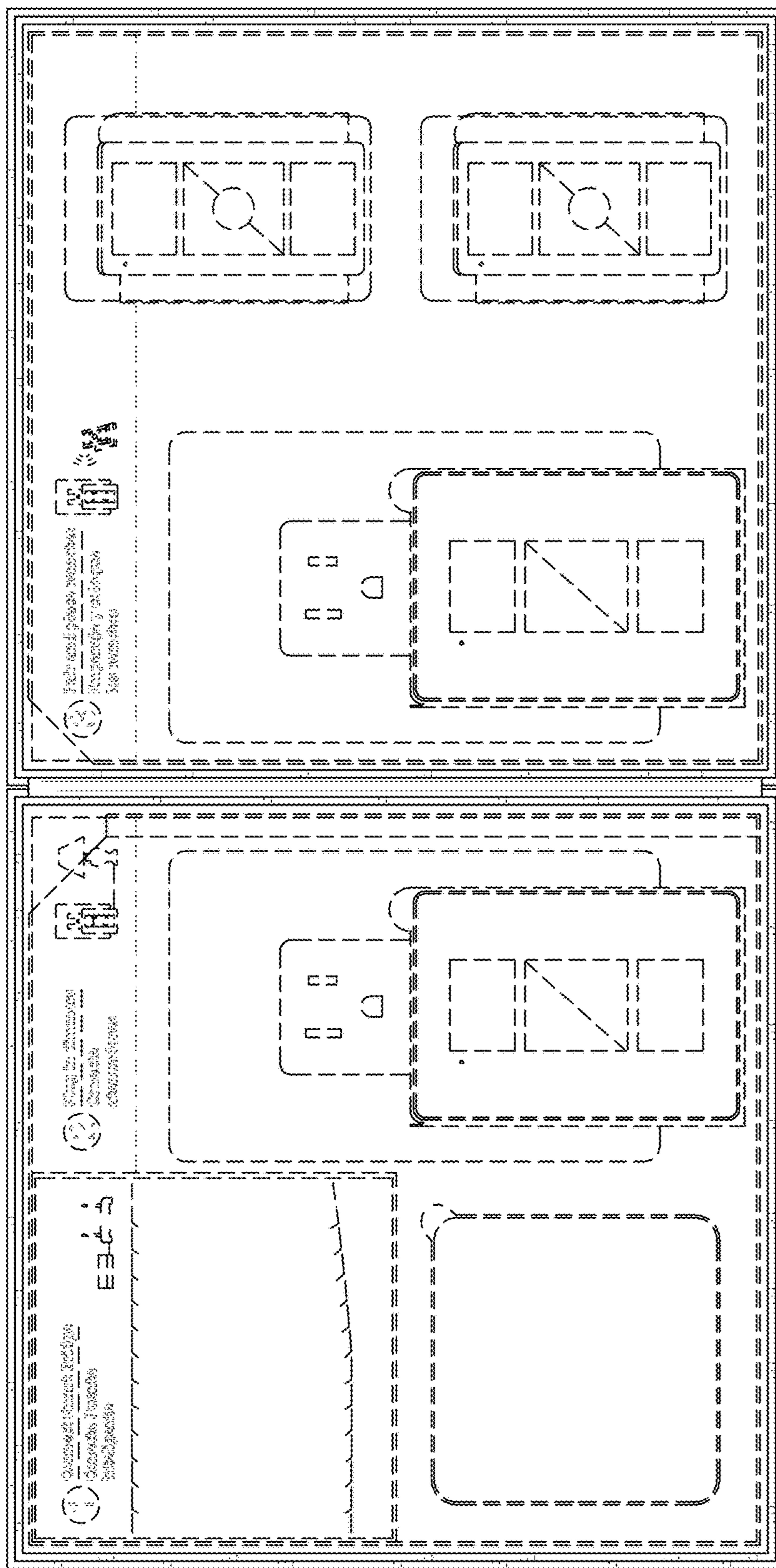


FIG. 2

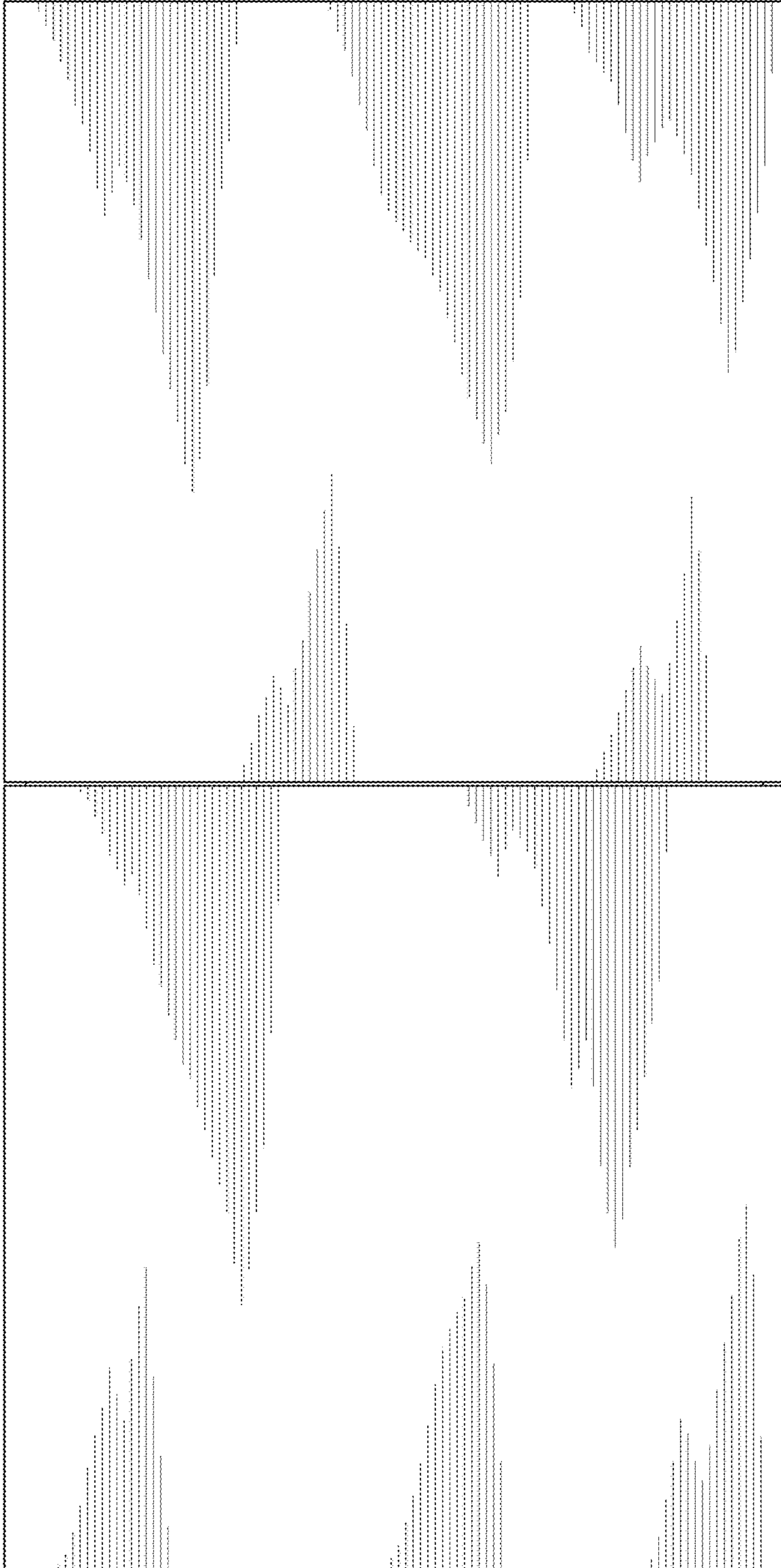


FIG. 3

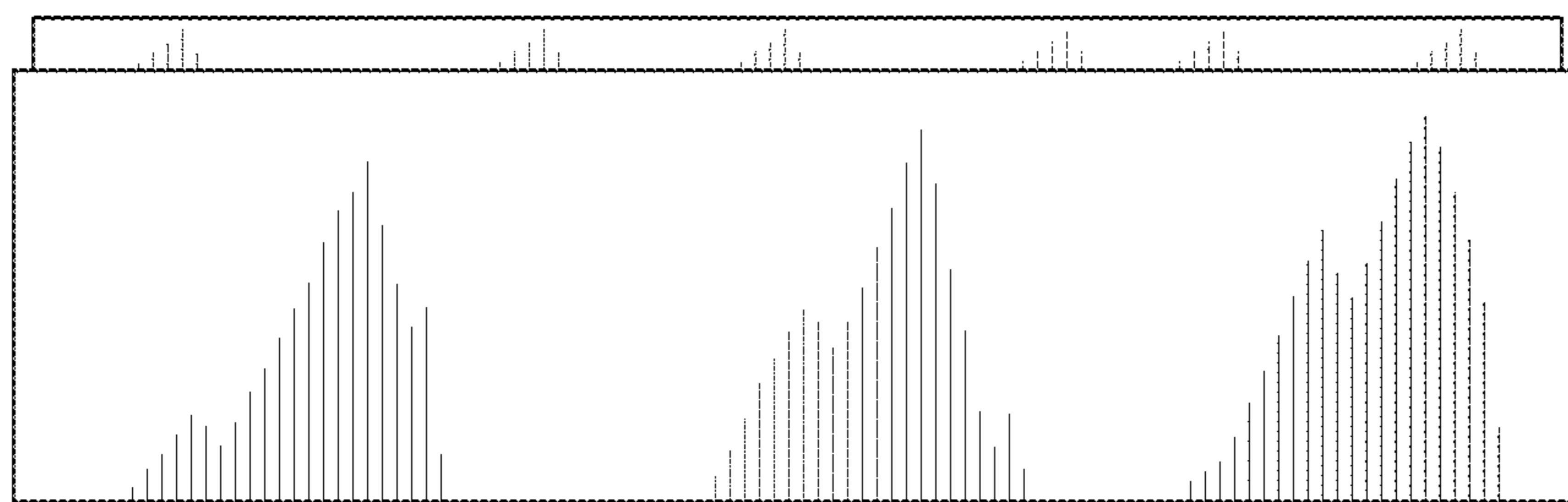


FIG. 4

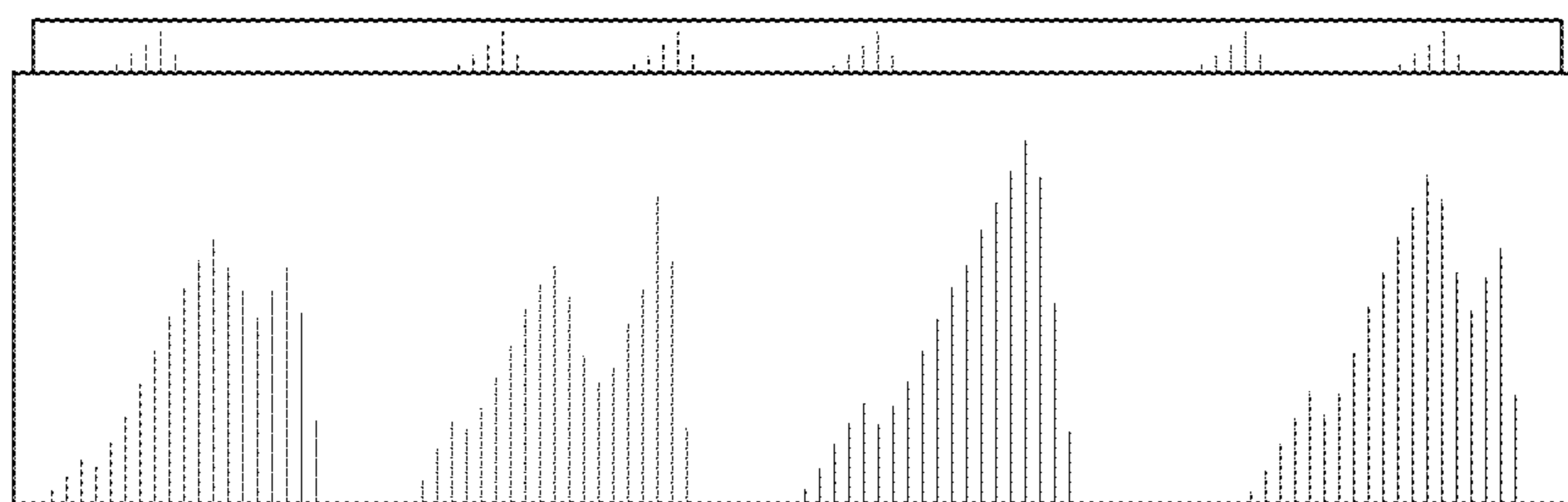


FIG. 5

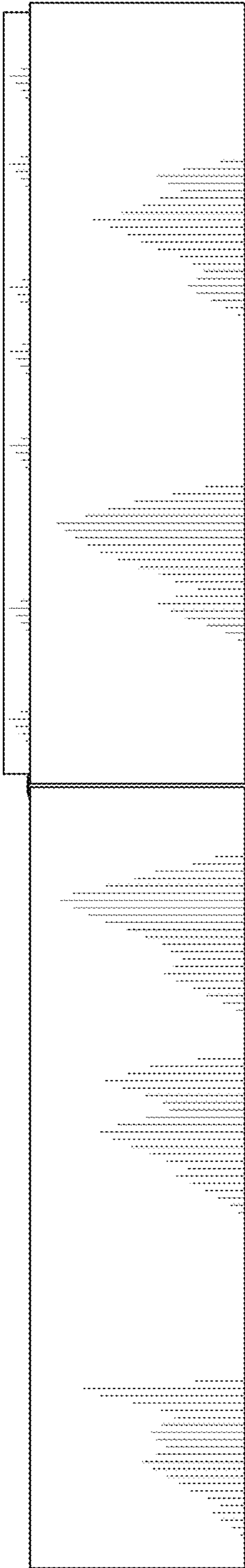


FIG. 6




FIG. 7

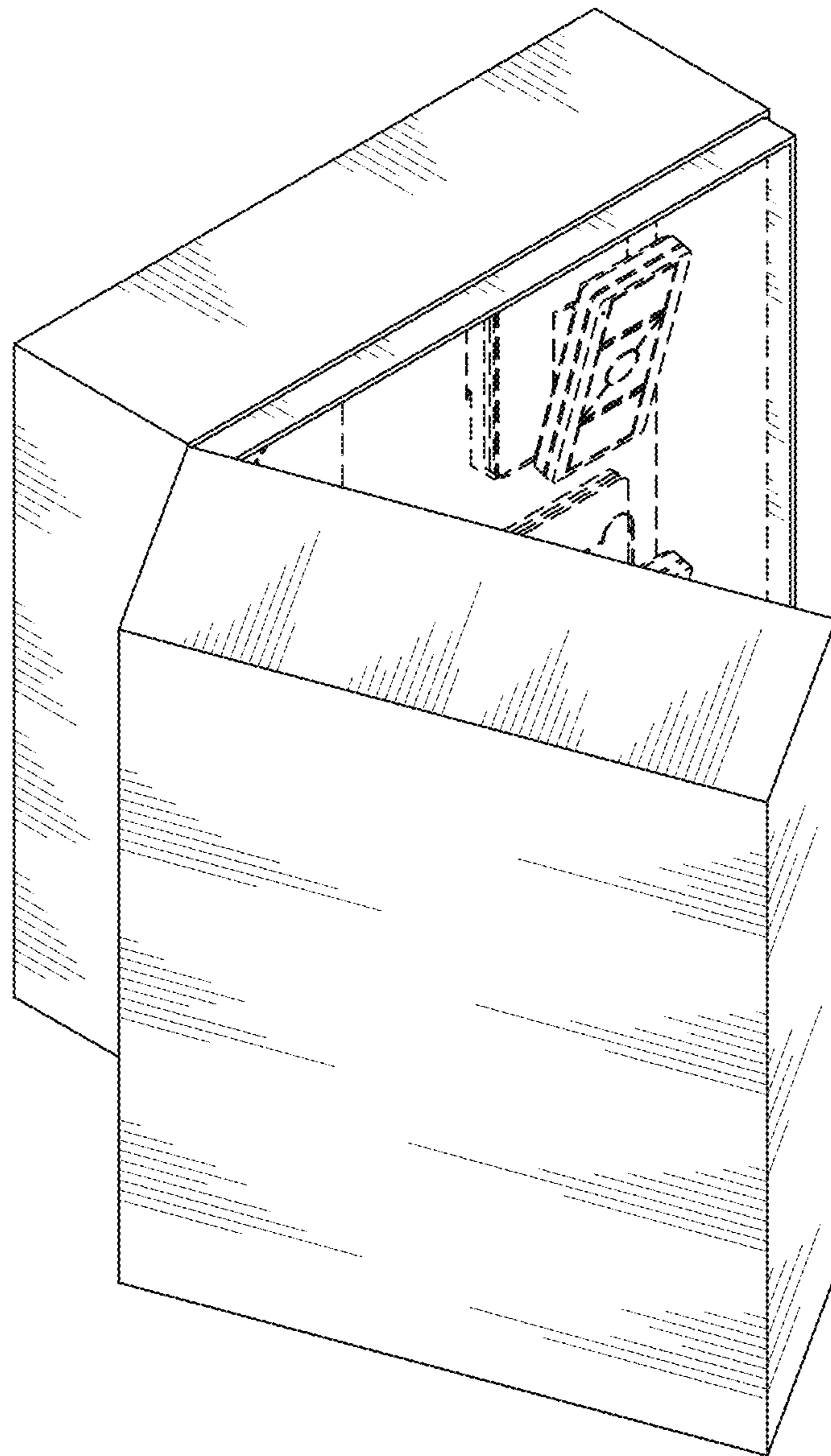


FIG. 8