



US00D780542S

(12) **United States Design Patent** (10) **Patent No.:** **US D780,542 S**
Rojas (45) **Date of Patent:** **** *Mar. 7, 2017**

(54) **SHOVEL**
(71) Applicant: **Manuel Rojas**, Waltham, MA (US)
(72) Inventor: **Manuel Rojas**, Waltham, MA (US)
(*) Notice: This patent is subject to a terminal disclaimer.
(**) Term: **14 Years**
(21) Appl. No.: **29/524,743**
(22) Filed: **Apr. 23, 2015**
(51) **LOC (10) Cl.** **08-01**
(52) **U.S. Cl.**
USPC **D8/10**
(58) **Field of Classification Search**
USPC D8/1, 7, 10; D21/398, 532
CPC .. A01B 1/00; A01B 1/02; A01B 1/022; A01B 1/026; B25G 1/102; B25G 1/04; B25G 1/00; Y10T 16/4713
See application file for complete search history.

(56) **References Cited**
U.S. PATENT DOCUMENTS
1,411,195 A * 3/1922 Shingler B25G 3/02 294/57
2,047,485 A * 7/1936 McBrady A01B 1/022 294/57
D134,408 S * 11/1942 Waltoff D8/7
D216,863 S * 3/1970 Landreville D8/10
D266,899 S * 11/1982 Moore D8/10
D284,732 S * 7/1986 Hozumi D8/10
4,783,105 A * 11/1988 Schulz E01H 5/02 294/54.5

5,037,235 A * 8/1991 Aquilina B25G 1/04 16/427
D377,300 S * 1/1997 Fredrick von Essen D8/10
5,727,831 A * 3/1998 Dritelein, Jr. A01B 1/02 294/51
D395,927 S * 7/1998 Freeland D21/532
D397,005 S * 8/1998 Whitehead D8/10
D487,680 S * 3/2004 Sickler D8/10
D546,645 S * 7/2007 Rosine D8/10
D568,121 S * 5/2008 Meyer D8/10
D710,666 S * 8/2014 Masalin D8/10
D718,100 S * 11/2014 Masalin D8/10
2003/0025344 A1* 2/2003 Schultice E01H 5/02 294/54.5
2005/0242598 A1* 11/2005 Pin A01B 1/026 294/58

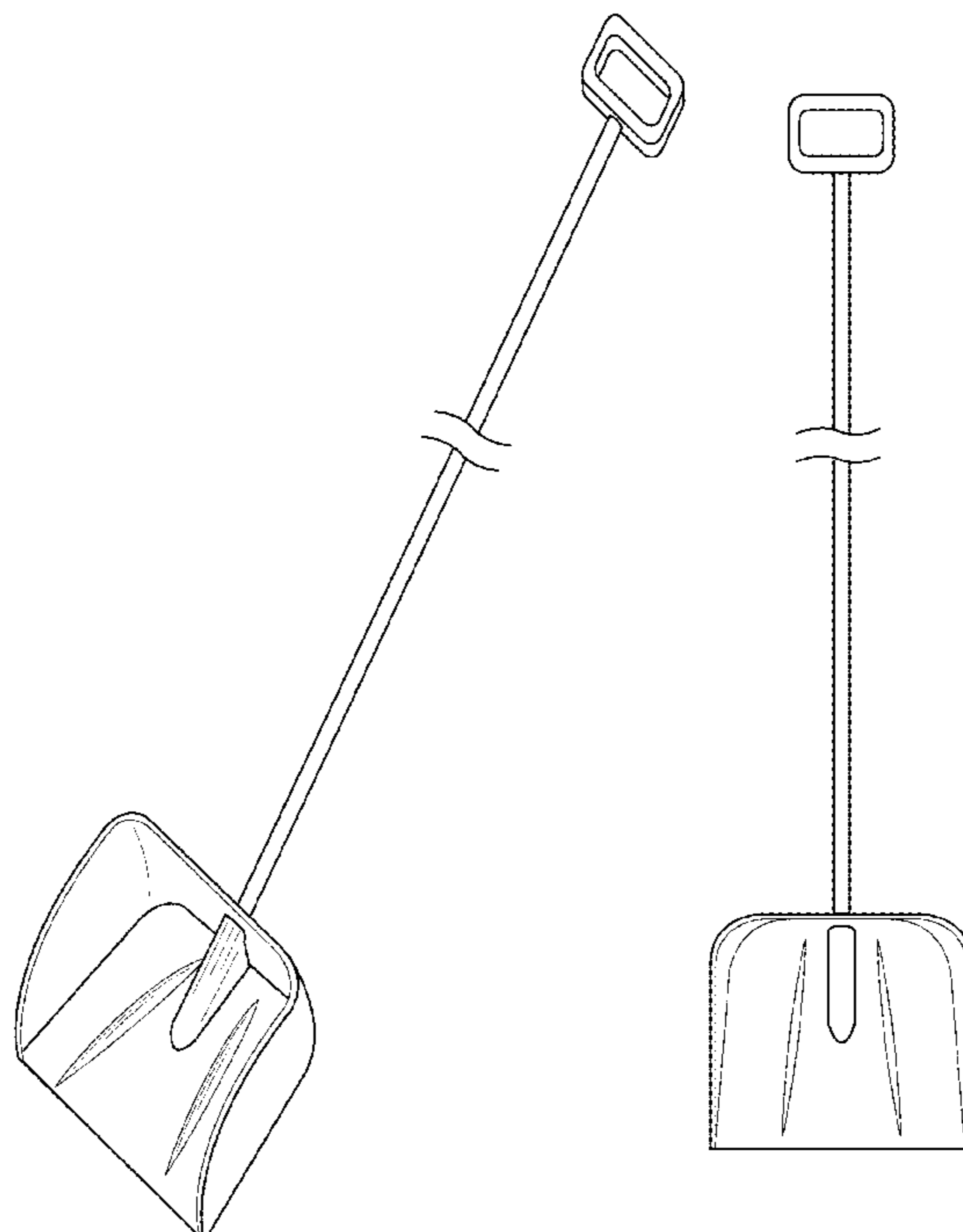
* cited by examiner
Primary Examiner — Sheryl Lane
Assistant Examiner — Ieisha Price
(74) *Attorney, Agent, or Firm* — Gary E. Lambert; David J. Connaughton, Jr.; Lambert & Associates

(57) **CLAIM**
The ornamental design for a shovel, as shown and described.

DESCRIPTION

FIG. 1 is an isometric view of the shovel, showing my design;
FIG. 2 is an enlarged top view of the shovel;
FIG. 3 is an enlarged bottom view of the shovel;
FIG. 4 is an enlarged left side view of the shovel;
FIG. 5 is an enlarged front side view of the shovel; and,
FIG. 6 is an enlarged back side view of the shovel.

1 Claim, 2 Drawing Sheets



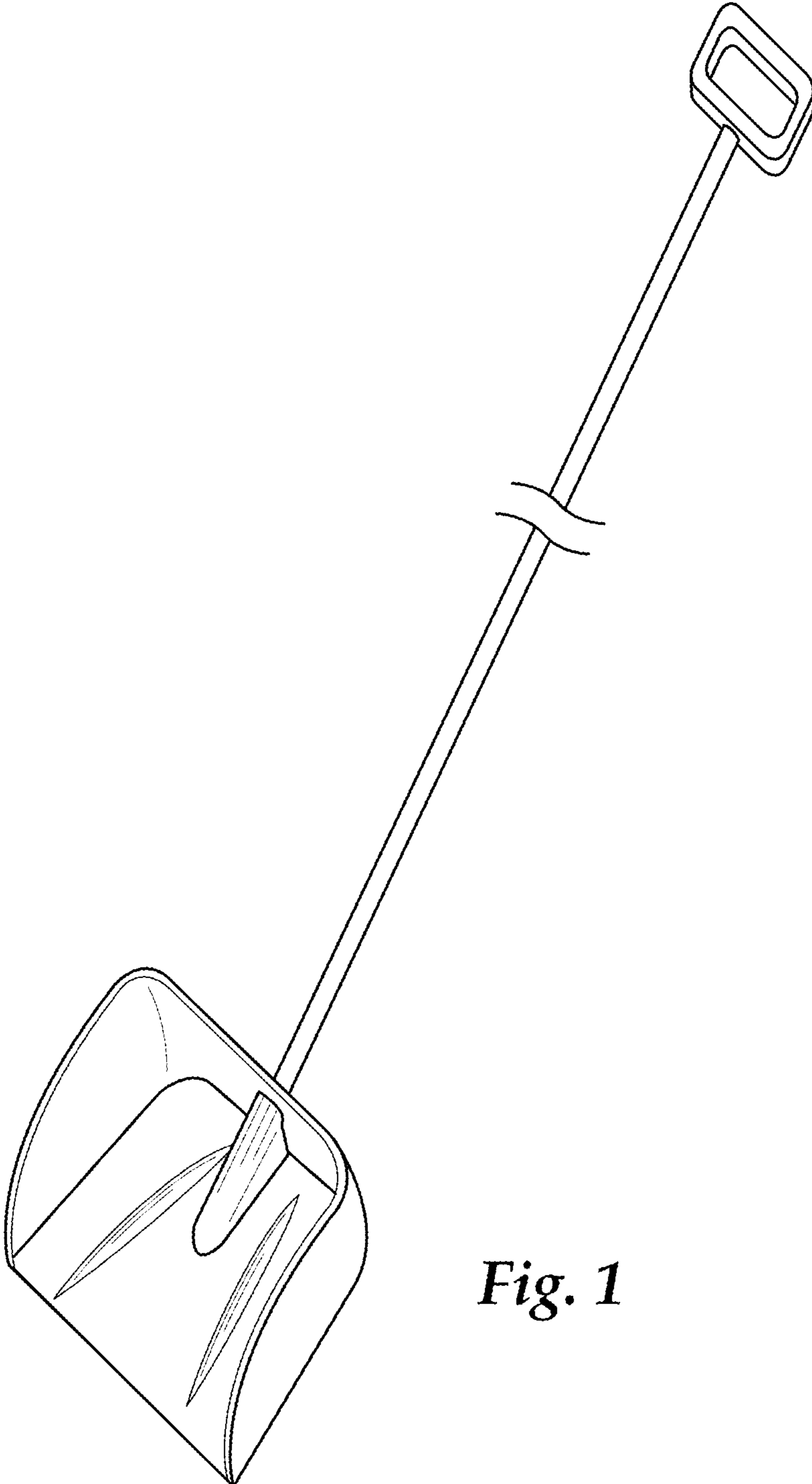


Fig. 1

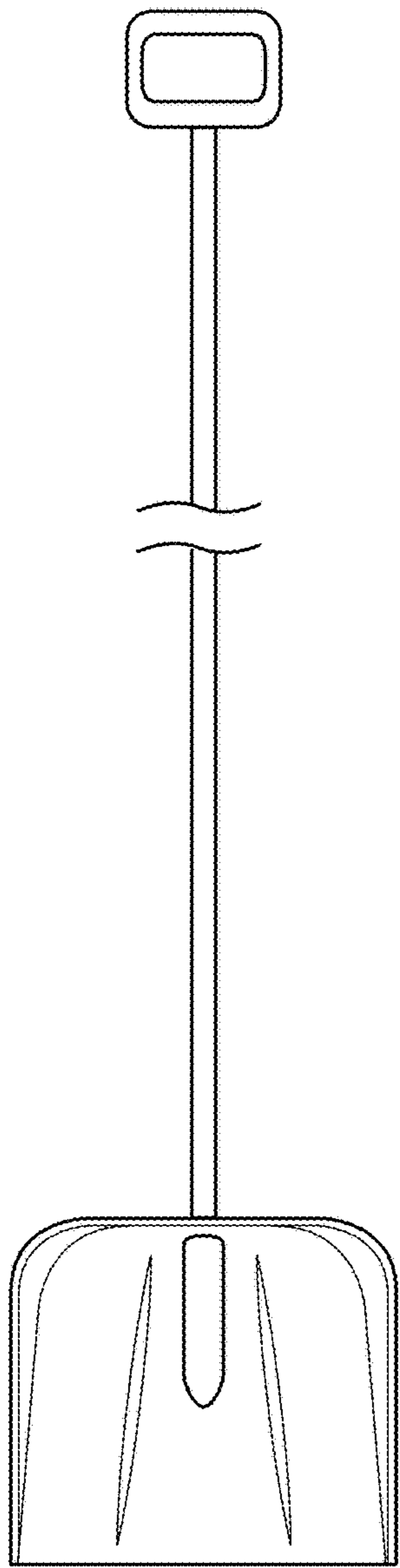


Fig. 2

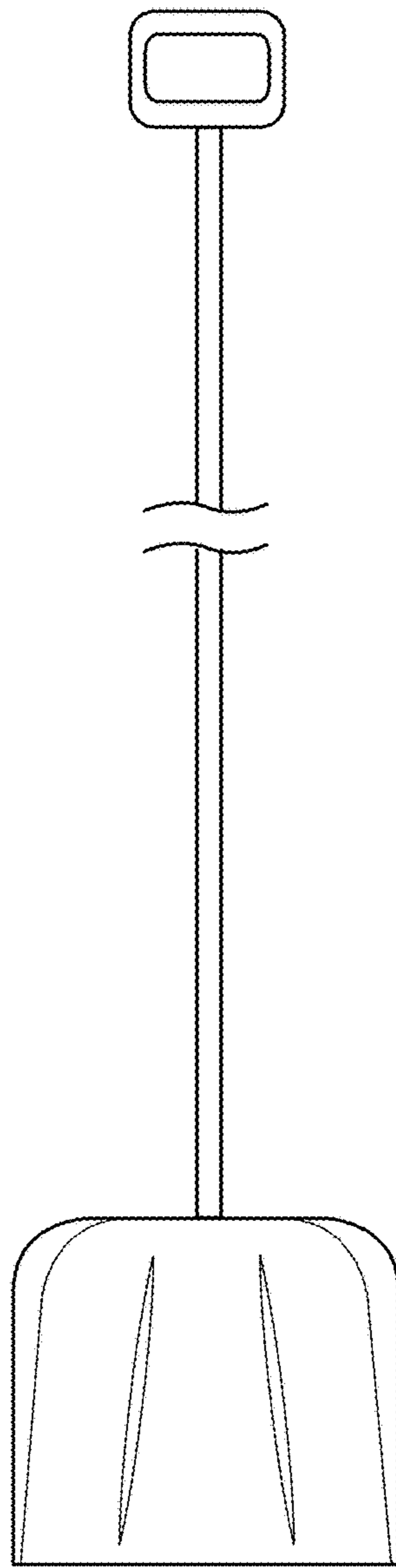


Fig. 3

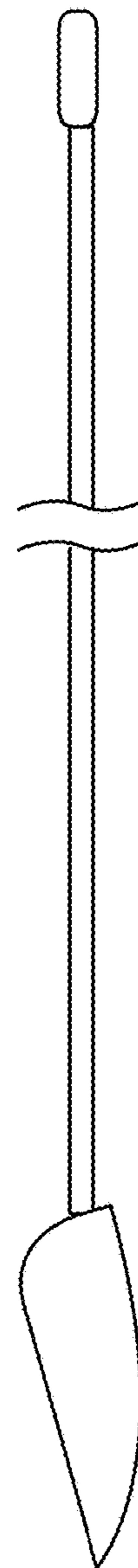


Fig. 4

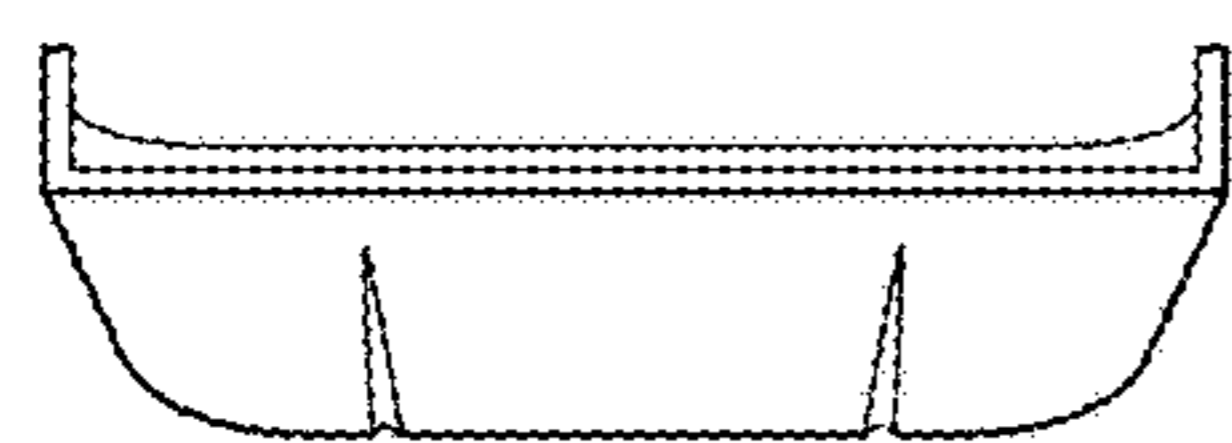


Fig. 5

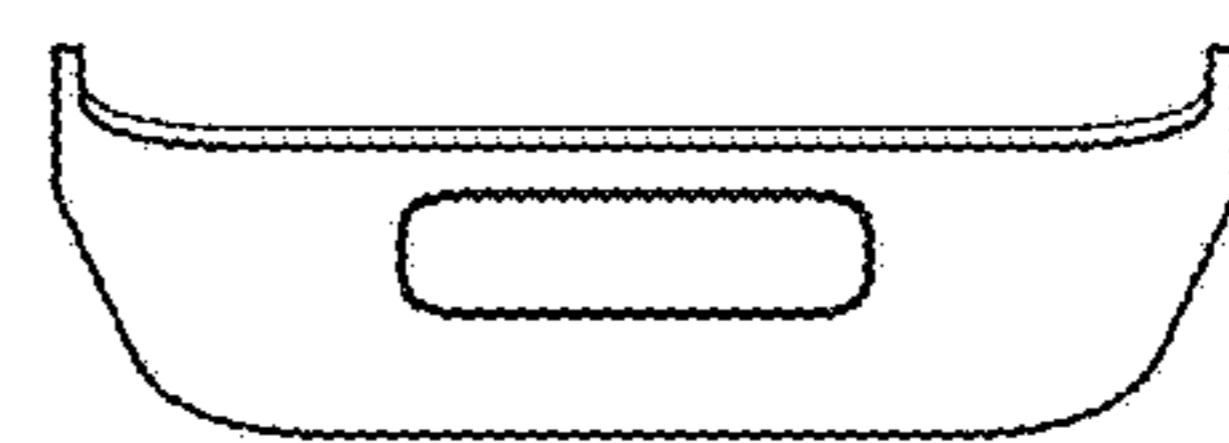


Fig. 6