



US00D780540S

(12) **United States Design Patent**
Koziol

(10) **Patent No.:** **US D780,540 S**
(45) **Date of Patent:** **** Mar. 7, 2017**

(54) **WINE RACK**

(71) Applicant: **Koziol—Ideas for Friends GmbH**,
Erbach (DE)

(72) Inventor: **Stephan Koziol**, Erbach (DE)

(73) Assignee: **Koziol-Ideas for Friends GmbH** (DE)

(**) Term: **15 Years**

(21) Appl. No.: **29/544,255**

(22) Filed: **Nov. 2, 2015**

(51) **LOC (10) Cl.** **06-04**

(52) **U.S. Cl.**

USPC **D7/701**

(58) **Field of Classification Search**

USPC D7/701–708; D6/672, 675, 512, 682,
D6/682.1, 682.2, 678.1

CPC A47B 73/006; A47B 73/0066

See application file for complete search history.

(56) **References Cited**

U.S. PATENT DOCUMENTS

D252,550 S * 8/1979 Johnson D7/708

4,660,727 A * 4/1987 Levine A47B 73/006

211/74

D478,756 S * 8/2003 Hood D6/534
7,287,653 B2 * 10/2007 Rhodes A47B 73/006

211/74

D569,655 S * 5/2008 Williams D6/682.2

* cited by examiner

Primary Examiner — Terry Wallace

(74) *Attorney, Agent, or Firm* — Mayback & Hoffman,
P.A.; Gregory L. Mayback

(57) **CLAIM**

The ornamental design for a wine rack, as shown and described.

DESCRIPTION

FIG. 1 is a perspective front view showing my new design of a wine rack;

FIG. 2 is a rear elevational view of the wine rack of FIG. 1;

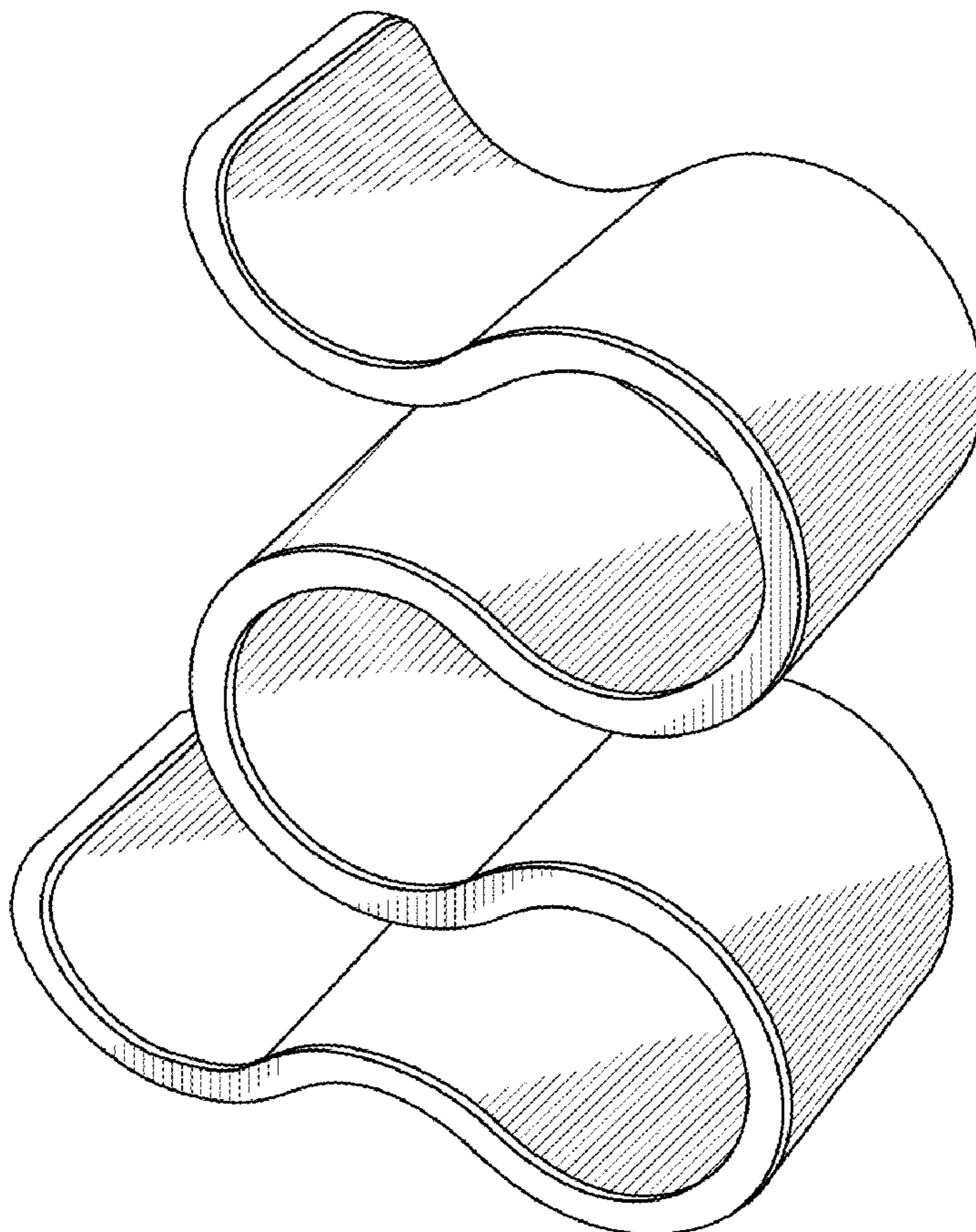
FIG. 3 is a front elevational view of the wine rack of FIG. 1;

FIG. 4 is a left side elevational view of the wine rack of FIG. 1;

FIG. 5 is a right side elevational view of the wine rack of FIG. 1;

FIG. 6 is a top plan view of the wine rack of FIG. 1; and, FIG. 7 is a bottom plan view of the wine rack of FIG. 1.

1 Claim, 2 Drawing Sheets



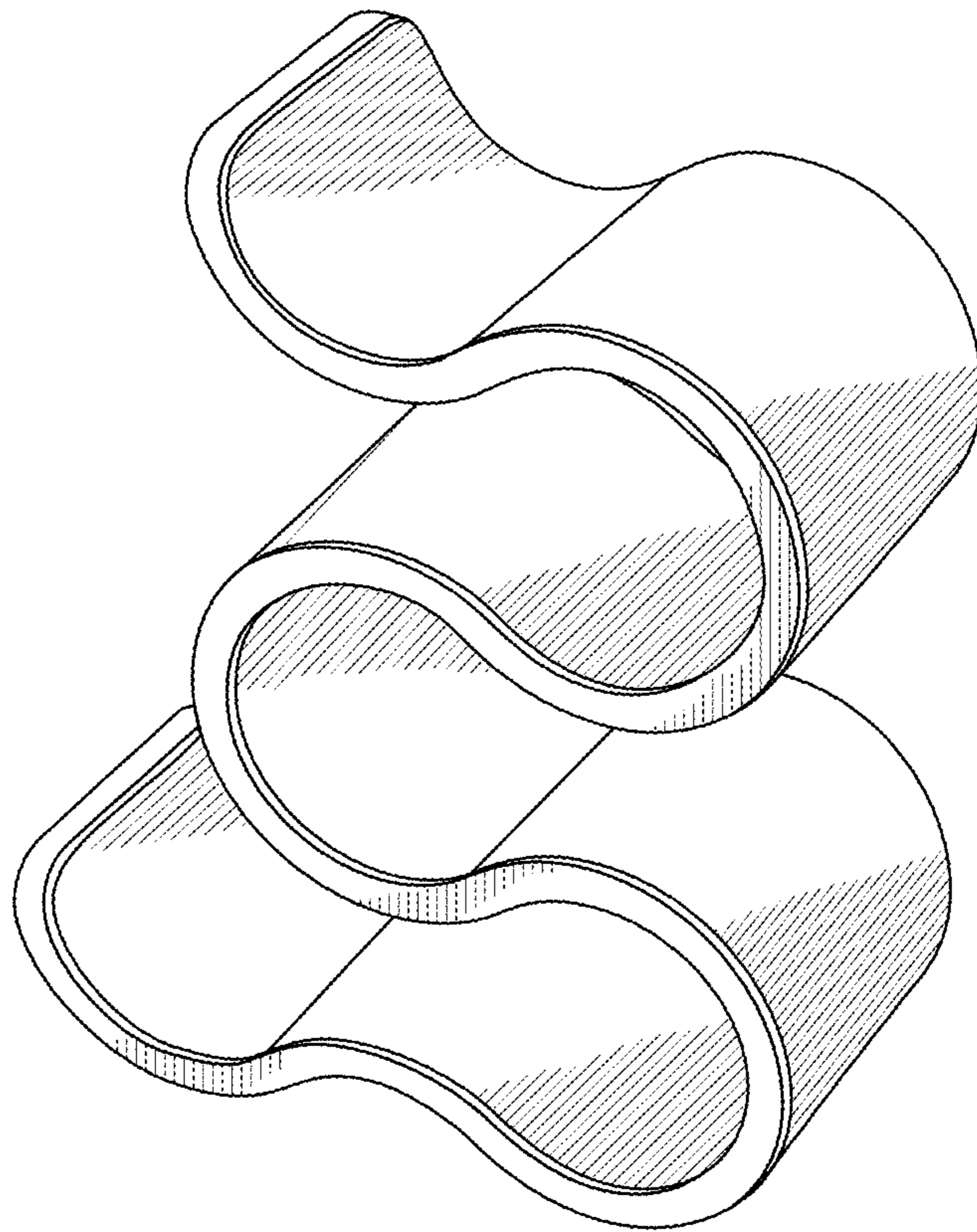


FIG. 1




FIG. 2




FIG. 3

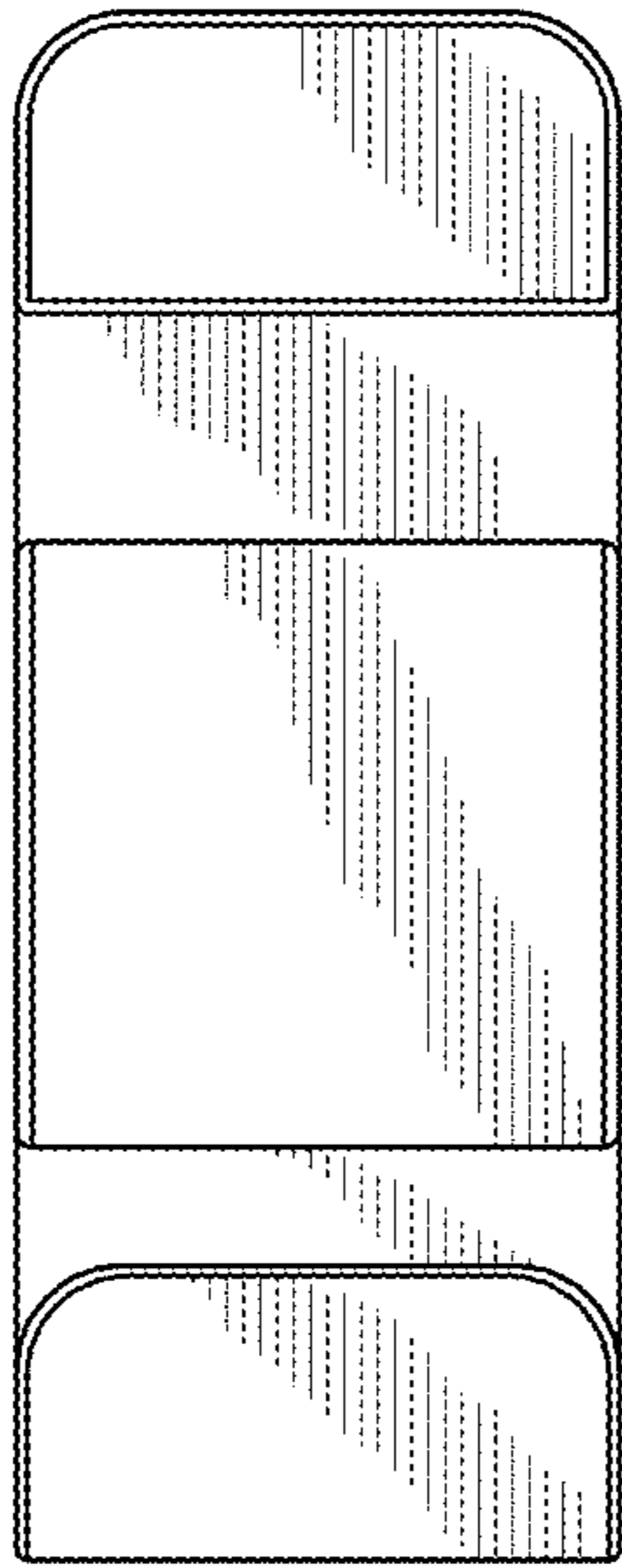


FIG. 4

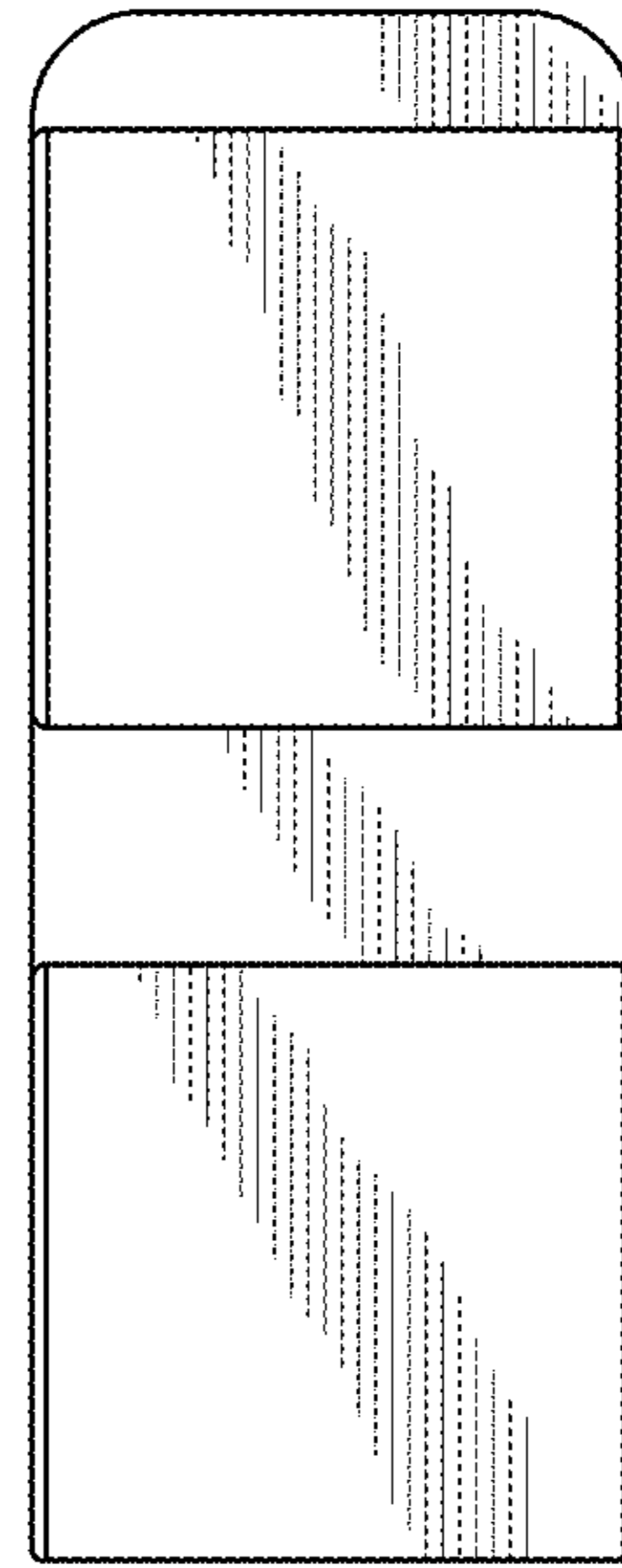


FIG. 5

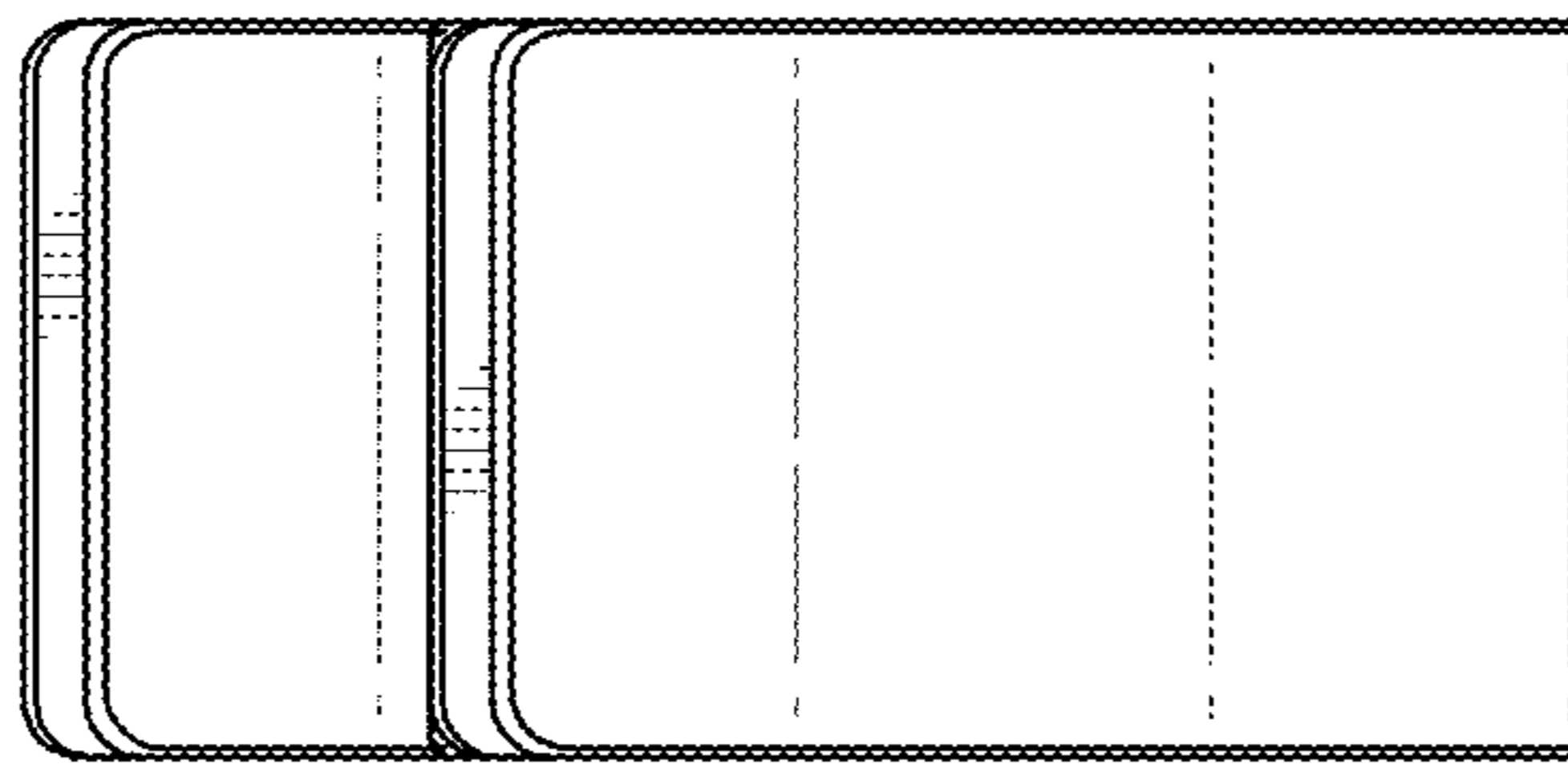


FIG. 6




FIG. 7