



US00D780526S

(12) **United States Design Patent**  
**Liljedahl**

(10) **Patent No.:** **US D780,526 S**  
(45) **Date of Patent:** **\*\* Mar. 7, 2017**

- (54) **VACUUM BOTTLE**
- (71) Applicant: **Fenix Outdoor AB**, Örnköldsvik (SE)
- (72) Inventor: **Niklas Liljedahl**, Stockholm (SE)
- (73) Assignee: **FENIX OUTDOOR AB**, Ornskoldsvik (SE)
- (\*\*) Term: **14 Years**

D422,179 S *	4/2000	Stephenson .....	D7/510
D500,231 S *	12/2004	Ward .....	D7/608
D530,153 S *	10/2006	Karp .....	D7/510
D534,770 S *	1/2007	Gluck .....	D7/510
D587,115 S *	2/2009	Capretta .....	D9/434
D587,533 S *	3/2009	Carreno .....	D7/608
D652,682 S *	1/2012	Eyal .....	D7/510
D700,018 S *	2/2014	Thrash .....	D7/608
D727,102 S *	4/2015	Eyal .....	D7/510
D752,391 S *	3/2016	Hatherell .....	D7/510
D754,999 S *	5/2016	Gamelli .....	D7/300.1

- (21) Appl. No.: **29/501,346**
- (22) Filed: **Sep. 3, 2014**

(30) **Foreign Application Priority Data**

Jul. 3, 2014 (EM) ..... 002495150

(51) **LOC (10) Cl.** ..... **07-01**

(52) **U.S. Cl.**  
USPC ..... **D7/608**

(58) **Field of Classification Search**  
USPC ..... D7/605-608, 509-511; D9/509-511,  
D9/516, 434, 575; 215/12.1, 12.2, 13.1;  
220/715, 568, 212.5, 713, 718, 570, 547,  
220/326

CPC ..... A47G 19/22; B01F 11/00; B65D 25/28;  
B65D 50/02

See application file for complete search history.

(56) **References Cited**

**U.S. PATENT DOCUMENTS**

D49,139 S *	6/1916	Curtiss .....	D7/608
D51,002 S *	7/1917	Smith .....	D7/608
D93,437 S *	10/1934	Ball .....	D7/608

**OTHER PUBLICATIONS**

Primus, Trailbreak Vacuum Bottle 0,5 L SS, publication date unknown, [site visited Jun. 8, 2016], Available on the Internet URL:<<http://www.primus.eu/trailbreak-vacuum-bottle-0-5-l-stainless-steel>>.\*

\* cited by examiner

*Primary Examiner* — Susan Bennett Hattan

*Assistant Examiner* — S. Bryan Reinholdt, Jr.

(74) *Attorney, Agent, or Firm* — Jeffer Mangels Butler & Mitchell LLP; Brennan C. Swain, Esq.

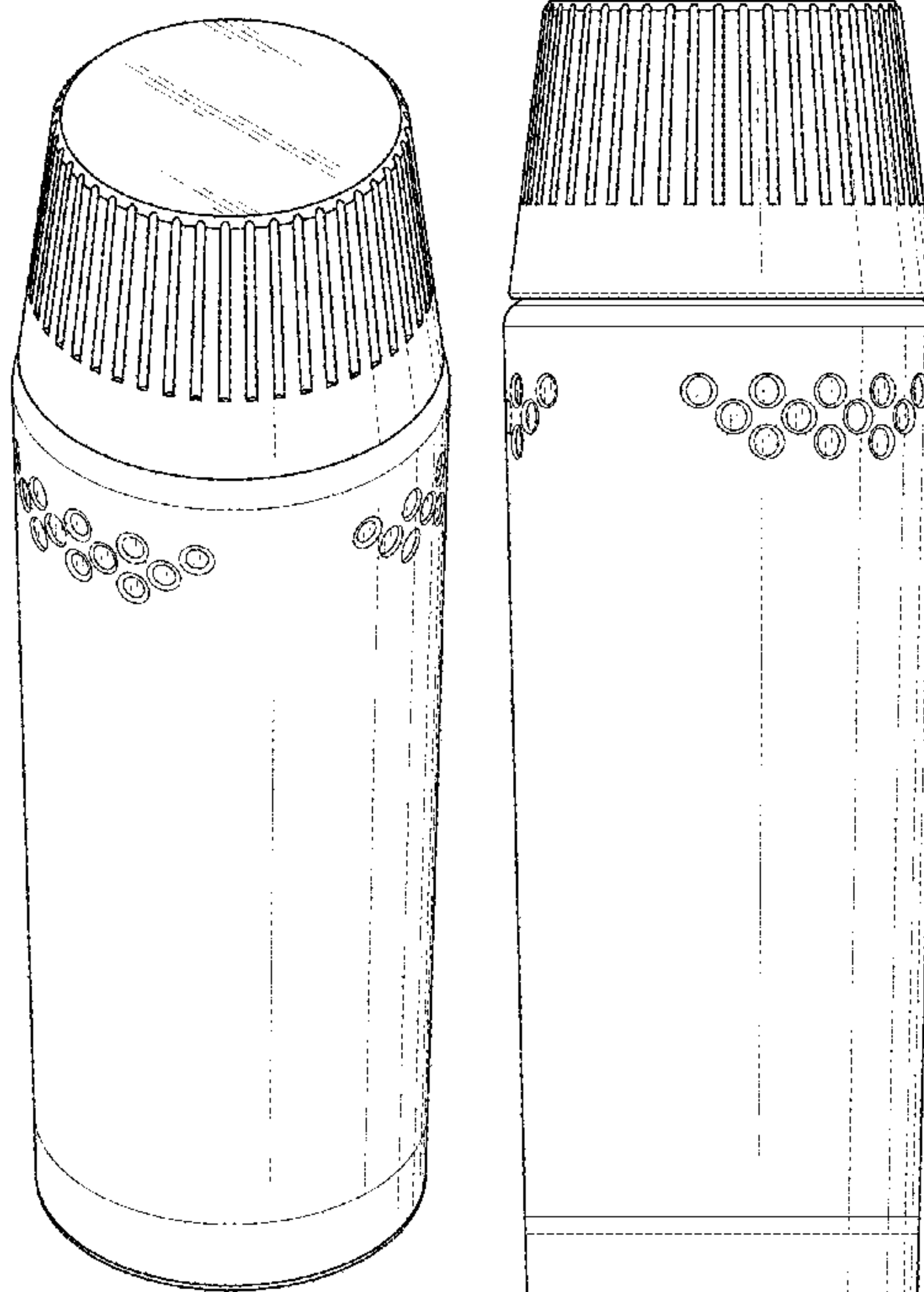
(57) **CLAIM**

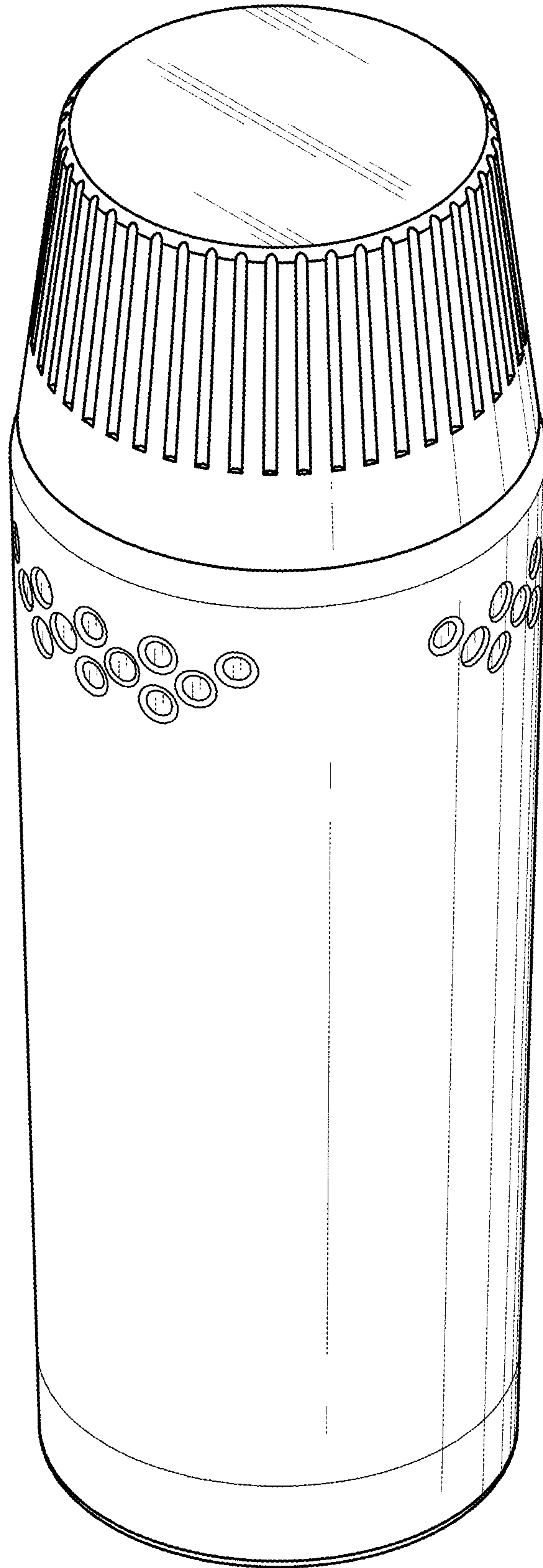
The ornamental design for a vacuum bottle, as shown.

**DESCRIPTION**

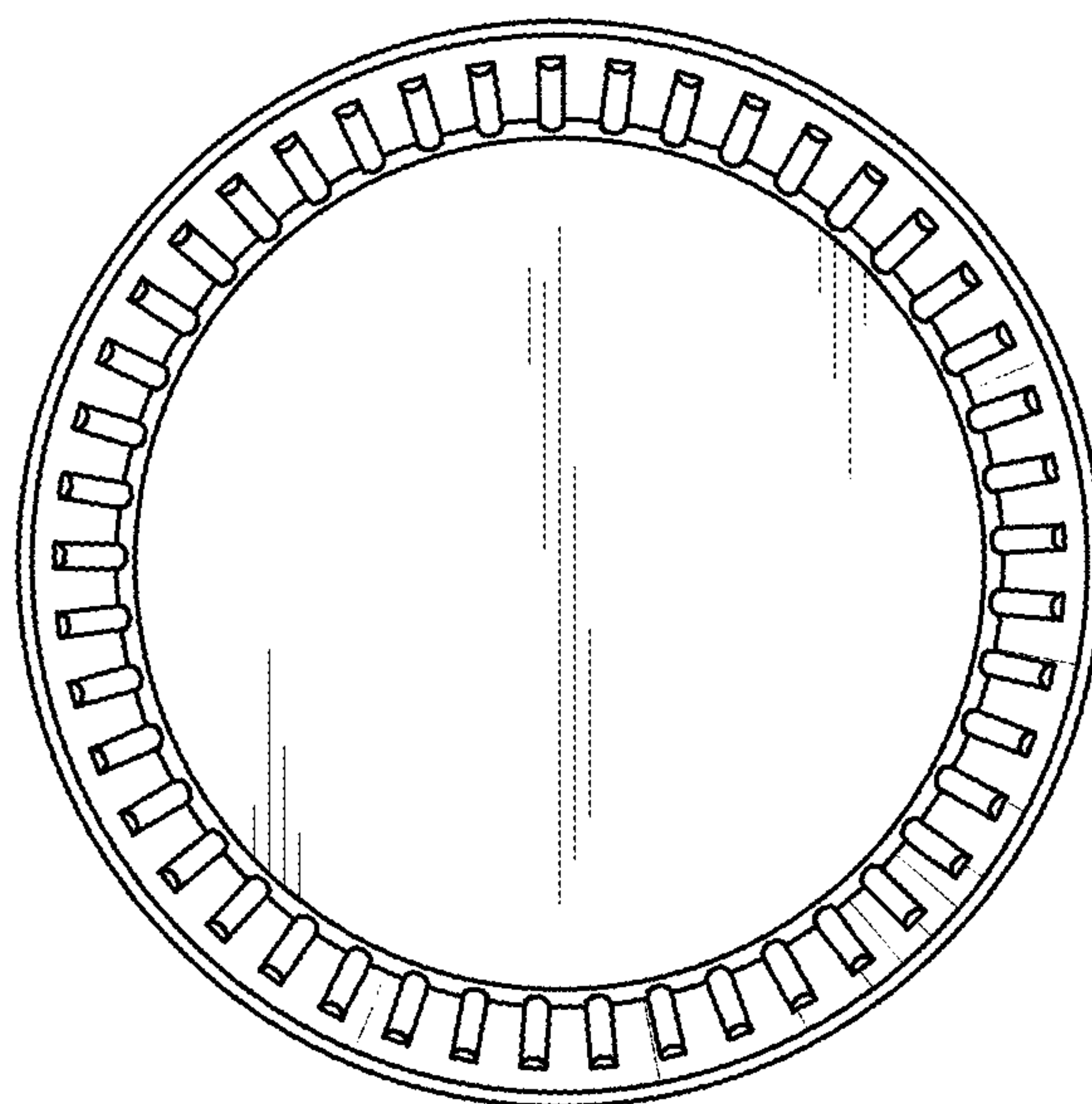
FIG. 1 is a perspective view of my new design.  
FIG. 2 is a top view of my new design.  
FIG. 3 is a right side view of my new design.  
FIG. 4 is a left side view of my new design; and,  
FIG. 5 is a front view of my new design.

**1 Claim, 5 Drawing Sheets**

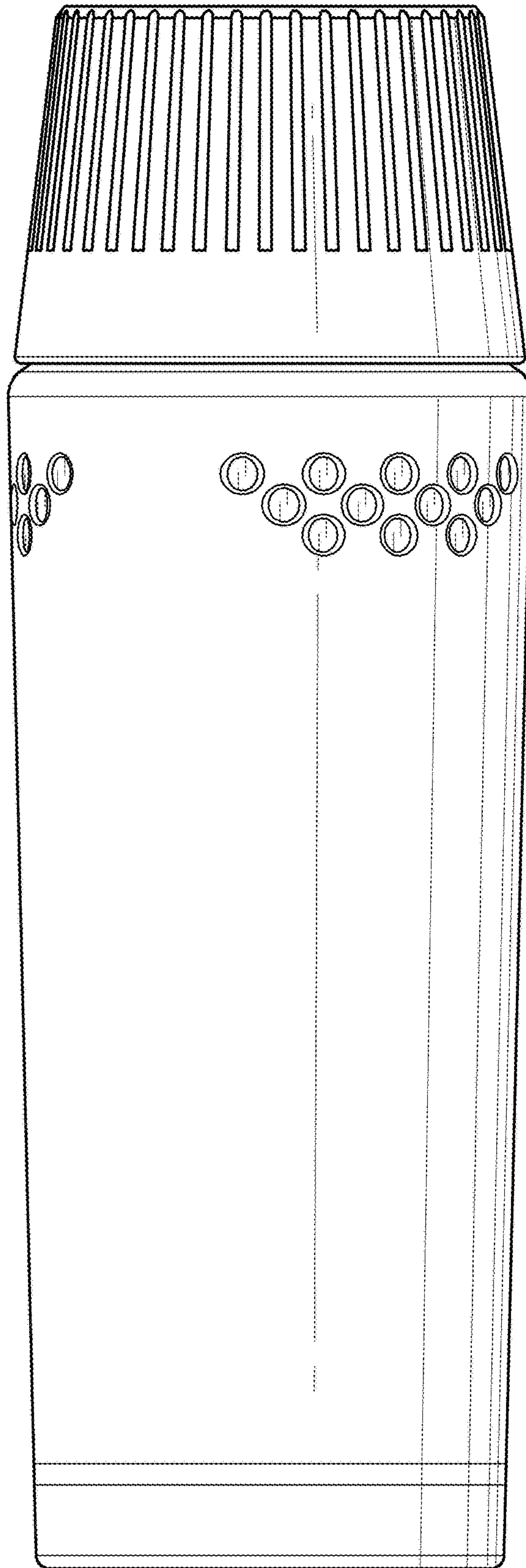




*FIG. 1*

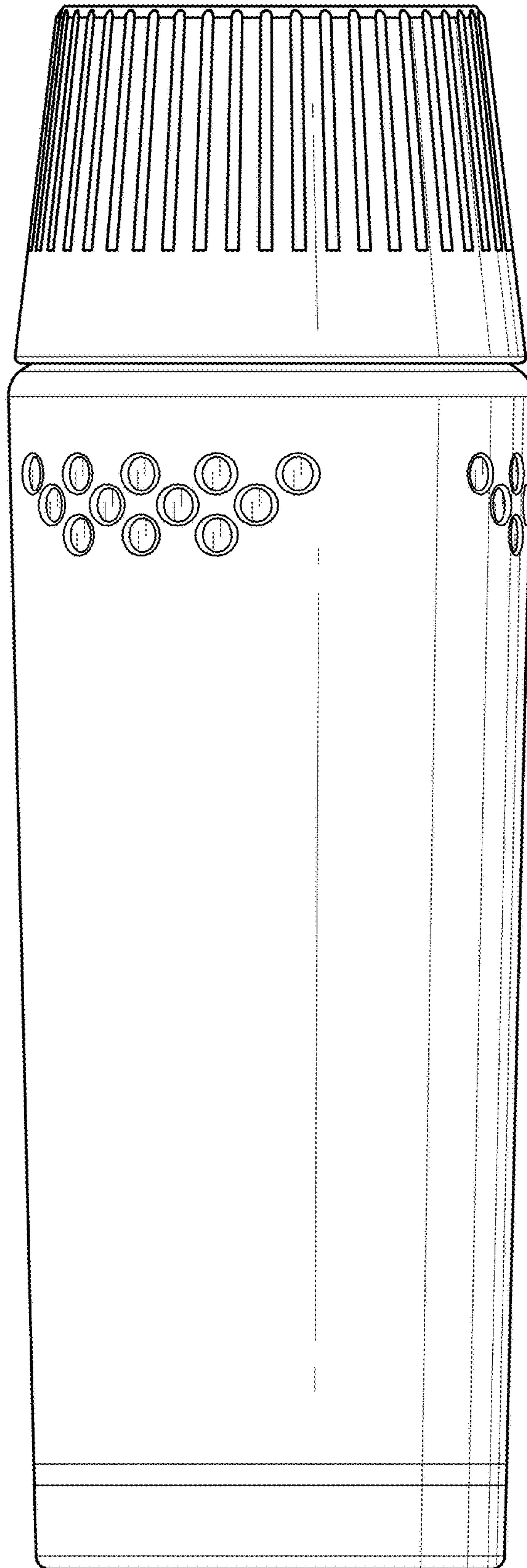


*FIG. 2*



*FIG. 3*





*FIG. 4*




FIG. 5