



US00D780485S

(12) **United States Design Patent**
Goddard

(10) **Patent No.:** **US D780,485 S**

(45) **Date of Patent:** **** Mar. 7, 2017**

(54) **SEAT CUSHION**

(71) Applicant: **Kraco Enterprises, LLC.**, Compton,
CA (US)

(72) Inventor: **Lingere D. Goddard**, Fullerton, CA
(US)

(73) Assignee: **Kraco Enterprises, LLC.**, Compton,
CA (US)

(**) Term: **15 Years**

(21) Appl. No.: **29/549,646**

(22) Filed: **Dec. 28, 2015**

(51) **LOC (10) Cl.** **06-09**

(52) **U.S. Cl.**
USPC **D6/601**

(58) **Field of Classification Search**
USPC D6/333, 349, 355, 375, 388, 512, 563,
D6/564, 595, 596, 601, 604, 611, 707,
D6/715, 716, 716.1; D24/183-185, 234;
D21/803, 804, 805, 809; 5/401, 420, 600,
5/630, 631, 632, 633, 635, 636, 638, 639,
5/646, 652, 652.1, 655, 703, 730; 297/1,
297/2, 4, 93, 180.11, 195.1, 195.11,
297/195.13, 393, 397, 452.12, 452.14,
297/452.15, 452.21, 452.24, 452.26,
297/452.48, 452.62, 482
CPC A47G 9/10; A47G 9/1009; A47G 9/1018;
A47G 9/1027; A47G 9/1036; A47G
9/1045; A47G 9/1063; A47G 9/1072;
A47G 9/1081; A47G 9/109; A47C 7/021;
A47C 27/00

See application file for complete search history.

(56) **References Cited**

U.S. PATENT DOCUMENTS

D238,235 S * 12/1975 Elgebrandt 5/653
D260,125 S * 8/1981 Rogers 5/653

D316,354 S * 4/1991 Bool D6/601
D334,318 S * 3/1993 Chee D6/601
D354,876 S * 1/1995 Pace D6/596
D386,035 S * 11/1997 Matsler D6/596

(Continued)

OTHER PUBLICATIONS

Auto Drive Travel Memory Foam Seat Cushion. Retrieved from the internet on Dec. 9, 2016 at [https://www.walmart.com/ip/Auto-Drive-Travel-Memory-Foam-Seat-Cushion/36008583],2 pages.*

(Continued)

Primary Examiner — Eric Goodman

Assistant Examiner — Sanjeev Paul

(74) *Attorney, Agent, or Firm* — Wood Herron & Evans
LLP

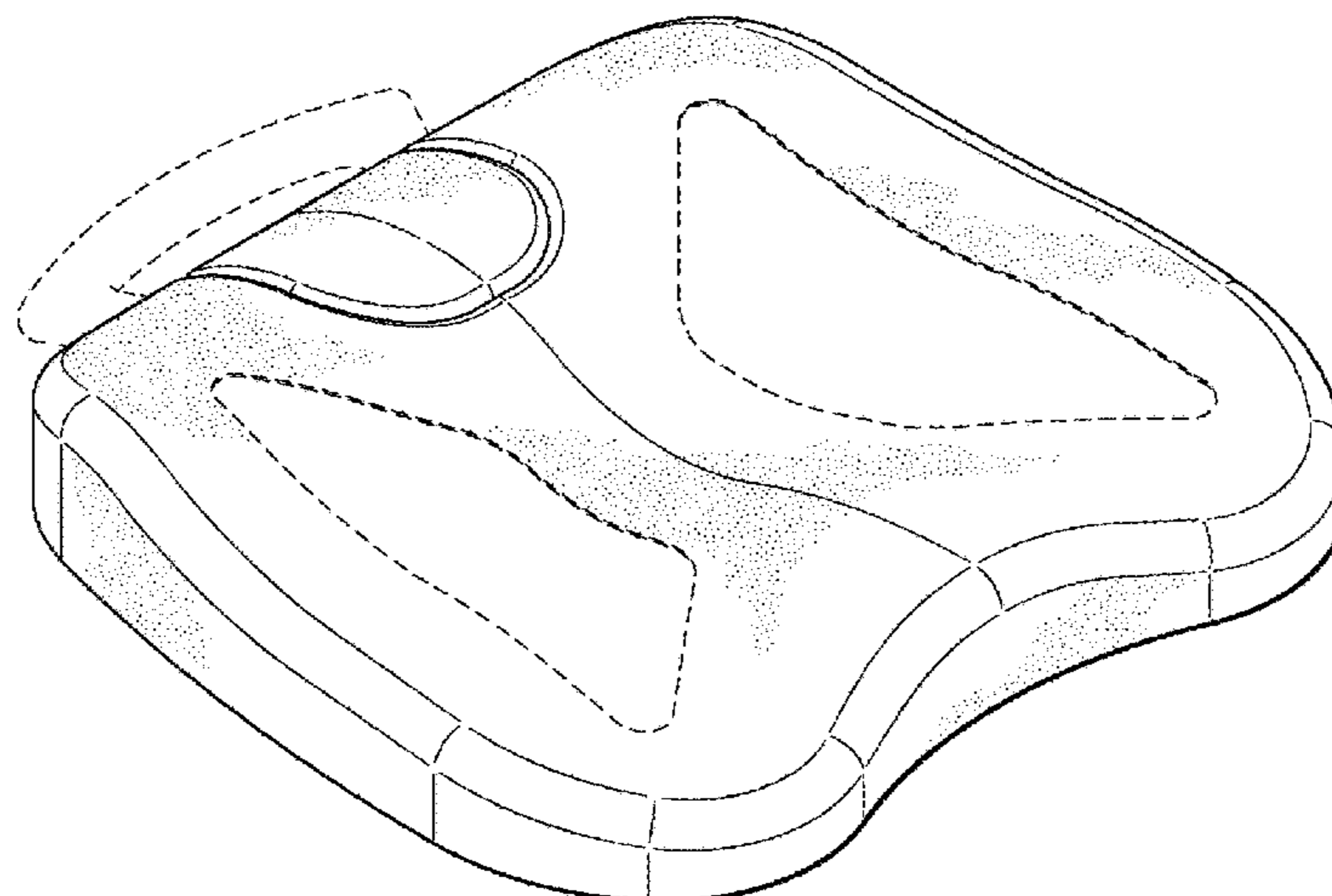
(57) **CLAIM**

The ornamental design for the seat cushion, as shown and described.

DESCRIPTION

FIG. 1 is a front top isometric view of my new seat cushion design;
FIG. 2 is a rear bottom isometric view thereof;
FIG. 3 is a front view thereof;
FIG. 4 is a right side view thereof;
FIG. 5 is a rear view thereof;
FIG. 6 is a left side view thereof;
FIG. 7 is a cross-sectional view taken along line 7-7 of FIG. 3;
FIG. 8 is a top plan view thereof; and,
FIG. 9 is a bottom plan view thereof.
The broken dash lines shown in the drawing views represent unclaimed portions of the seat cushion, neither the broken dash lines themselves nor anything within the lines form any part of the claimed design.

1 Claim, 6 Drawing Sheets



(56)

References Cited

U.S. PATENT DOCUMENTS

D386,036 S * 11/1997 Laidlaw D6/601
 D396,981 S * 8/1998 Laidlaw 5/654
 D399,694 S * 10/1998 Laidlaw D6/596
 D441,588 S * 5/2001 Roberts D6/601
 D445,505 S * 7/2001 Shapiro D24/183
 D489,113 S * 4/2004 Peterson D21/803
 D496,086 S * 9/2004 Peterson D21/770
 D496,977 S * 10/2004 Peterson D21/770
 7,082,633 B1 * 8/2006 Maarbjerg A47G 9/10
 5/636
 D529,324 S * 10/2006 Yates D6/601
 D529,325 S * 10/2006 Maarbjerg D6/601
 D618,030 S * 6/2010 Wang D6/601
 D637,439 S * 5/2011 Mettler D6/601
 D637,440 S * 5/2011 Mettler D6/601
 D642,846 S * 8/2011 Parish D6/601
 D707,358 S * 6/2014 Mantilla D24/184
 D715,579 S * 10/2014 Scarlett D6/601
 D722,449 S * 2/2015 Krishtul D6/601
 D731,813 S * 6/2015 Durkin D6/601

D732,313 S * 6/2015 Fux D6/601
 D737,075 S * 8/2015 Albrecht D6/601
 D747,613 S * 1/2016 Scarlett D6/601
 D750,398 S * 3/2016 Werner D6/601
 D750,926 S * 3/2016 Line D6/716.1
 D754,990 S * 5/2016 Velasquez D6/601
 D756,687 S * 5/2016 Durkin D6/601
 D759,402 S * 6/2016 Thomas D6/601
 2009/0139031 A1 * 6/2009 Davis A47G 9/10
 5/639
 2012/0119560 A1 * 5/2012 Wu A47C 7/022
 297/452.21
 2013/0198961 A1 * 8/2013 Davis A47C 7/62
 5/648

OTHER PUBLICATIONS

Mogo Seat Cushion Replacement. Retrieved from the internet on Dec. 9, 2016 at [<http://www.backdesigns.com/Mogo-Seat-Cushion-Replacement-P1062.aspx>], 2 pages.*

* cited by examiner

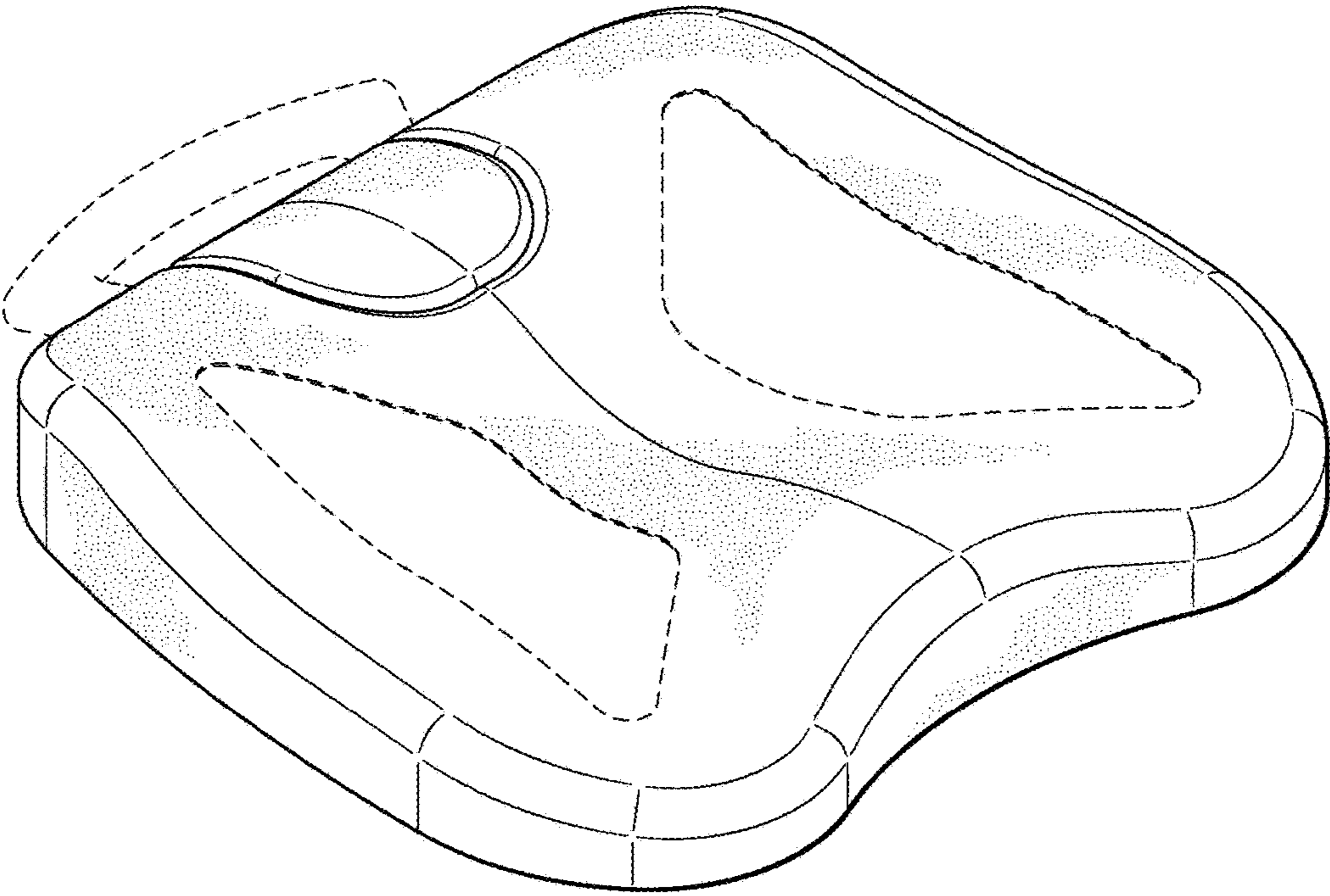


FIG. 1

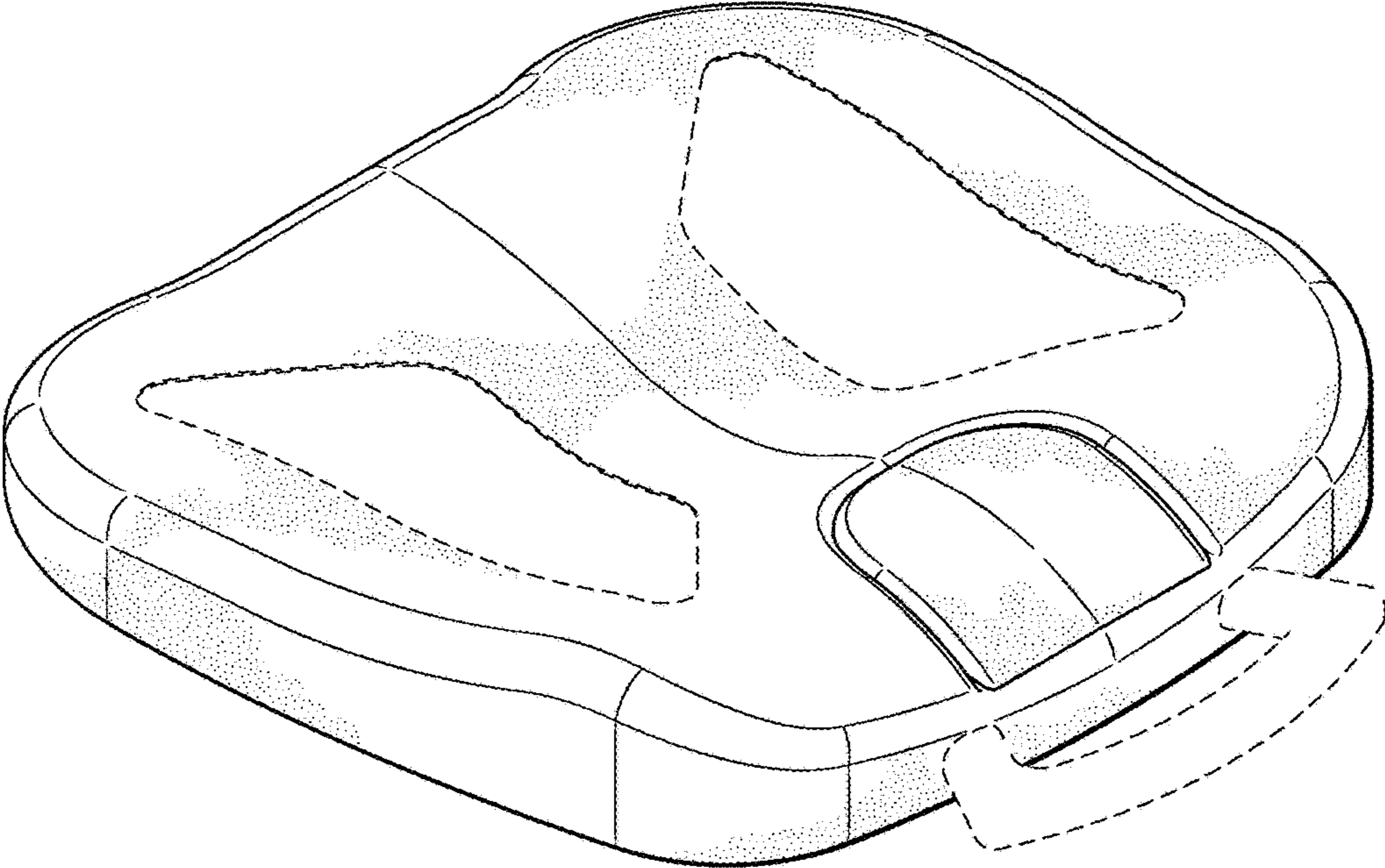


FIG. 2

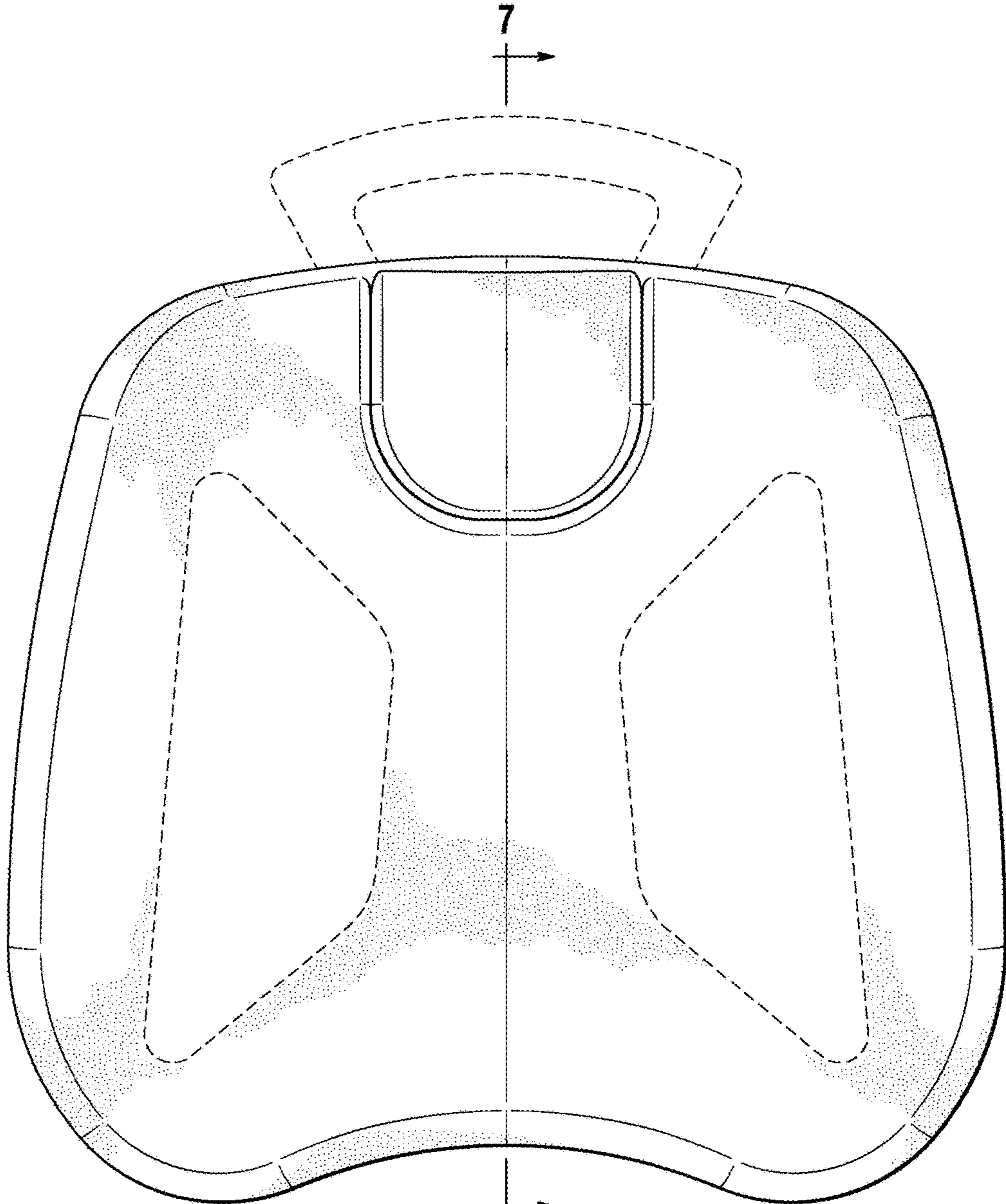


FIG. 3

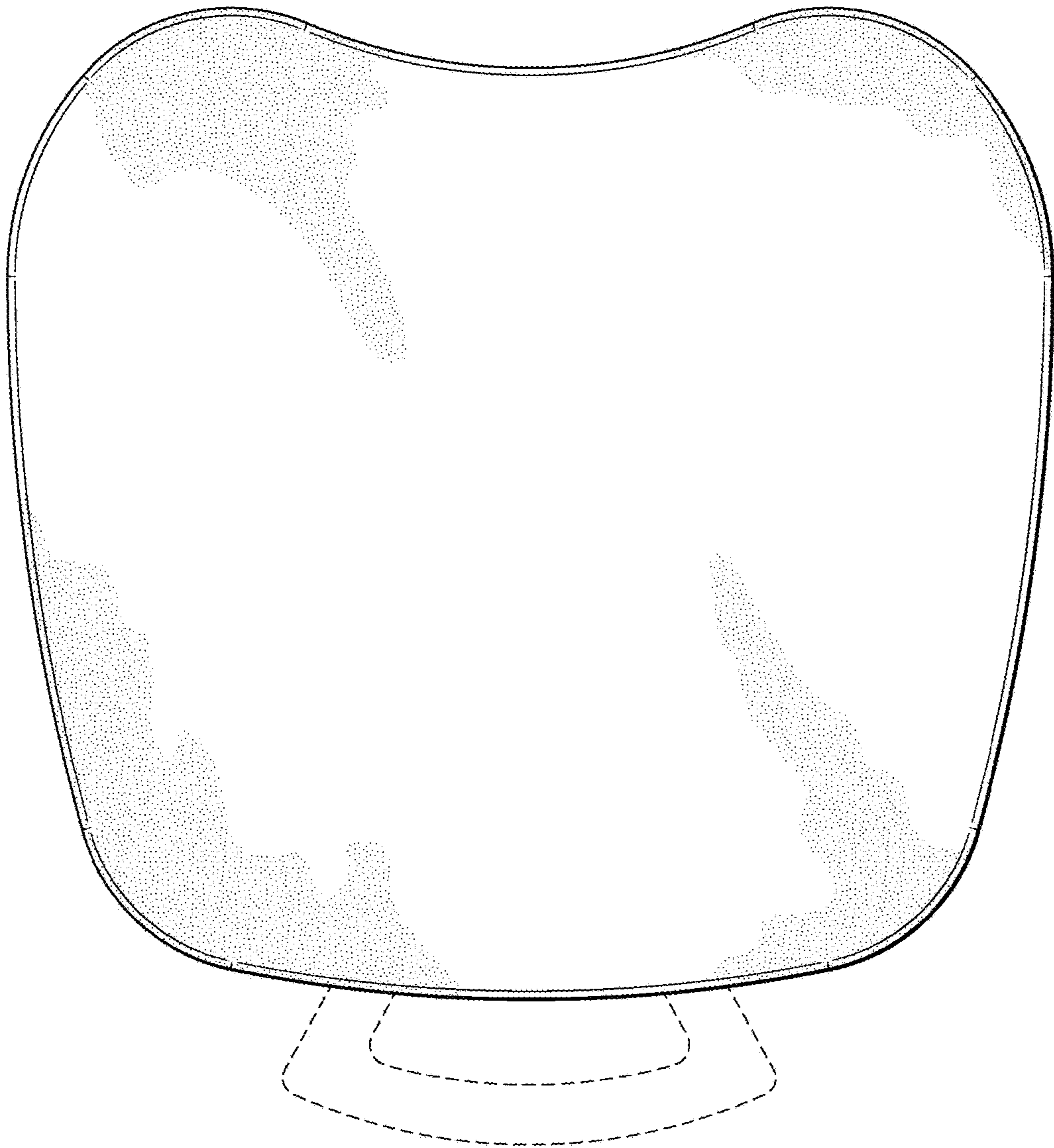


FIG. 4

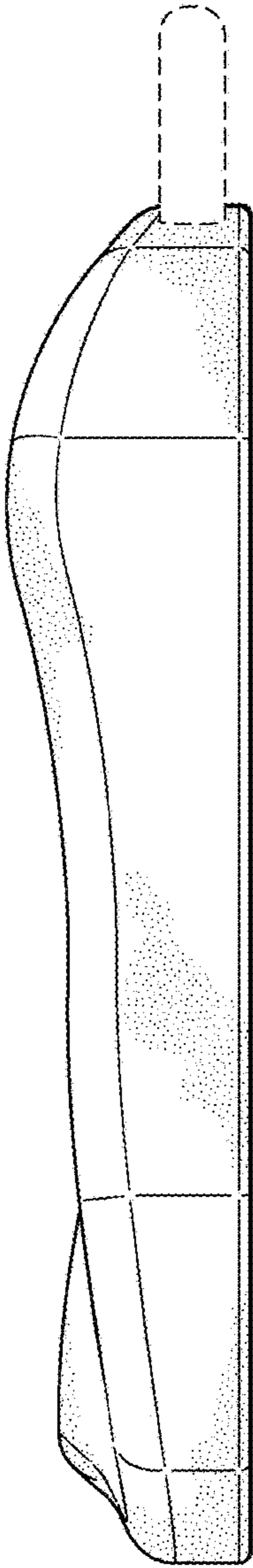


FIG. 5

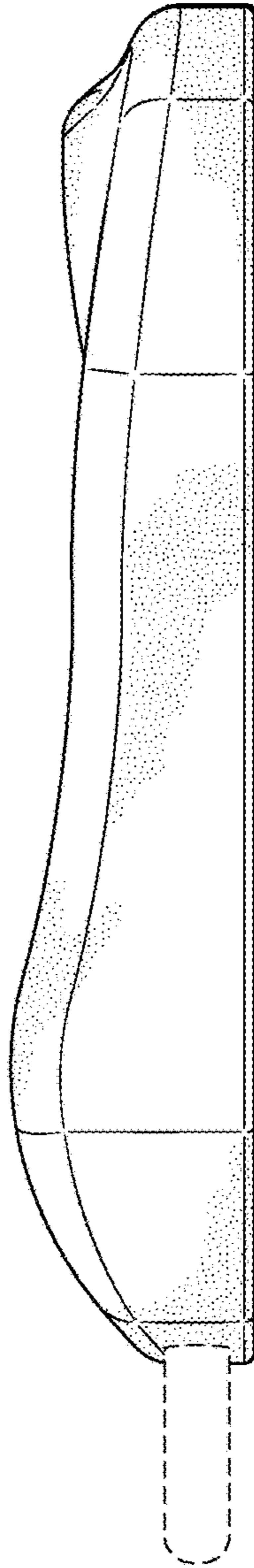


FIG. 6

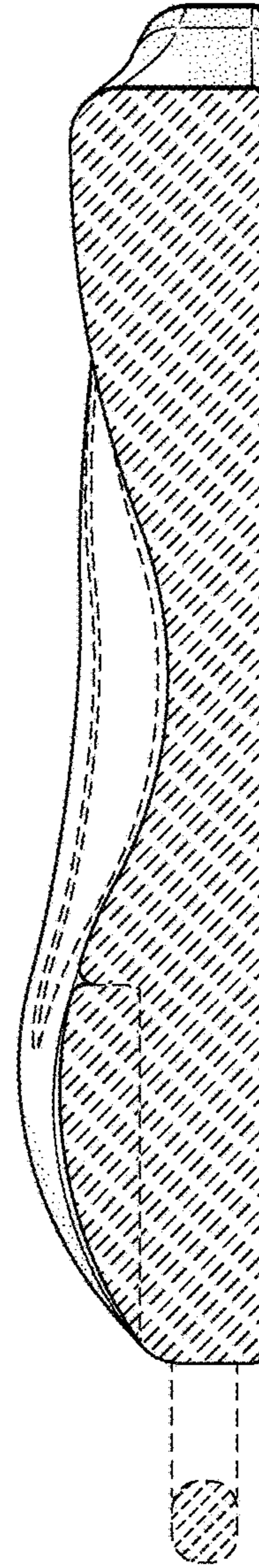


FIG. 7

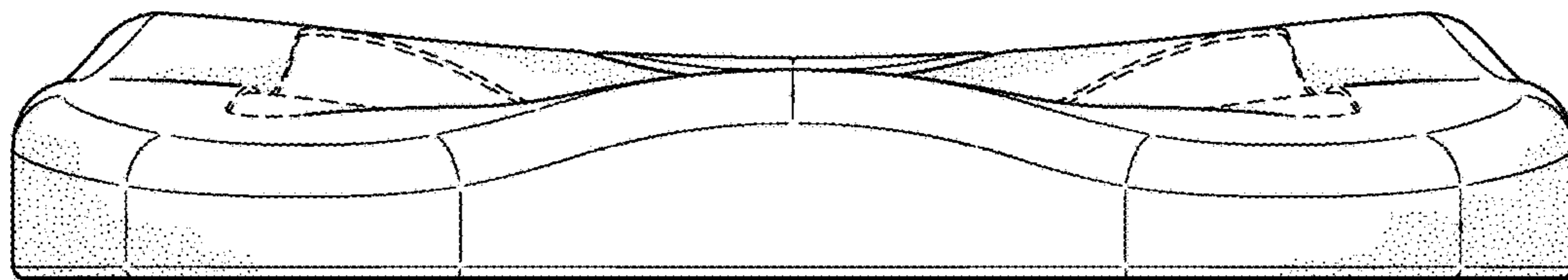


FIG. 8

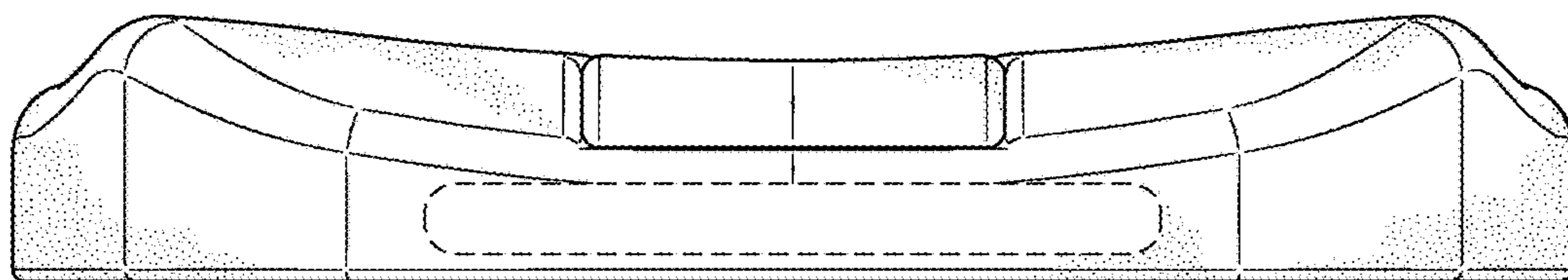


FIG. 9