



US00D780467S

(12) **United States Design Patent** (10) **Patent No.:** **US D780,467 S**
Naslain et al. (45) **Date of Patent:** **** Mar. 7, 2017**

(54) **JUVENILE VEHICLE SEAT**

(56) **References Cited**

(71) Applicant: **Dorel Juvenile Group, Inc.**, Foxboro, MA (US)

U.S. PATENT DOCUMENTS

(72) Inventors: **Yann Naslain**, Cholet (FR); **Thomas Guillard**, Clamart (FR)

D419,786 S	2/2000	Kain	
D487,640 S	3/2004	Chen	
D537,640 S	3/2007	Spence et al.	
D604,054 S	11/2009	Biaud	
D620,719 S	8/2010	Li et al.	
D636,190 S	4/2011	Werschmidt et al.	
D661,500 S	6/2012	Hutchinson et al.	
D727,037 S *	4/2015	Naslain	D6/333
D744,248 S *	12/2015	Pos	D6/333
D744,249 S *	12/2015	Ruggiero	D6/333
D746,072 S *	12/2015	Haley	D6/333
D764,816 S *	8/2016	Jane Santamaria	D6/333
D764,817 S *	8/2016	Pos	D6/333

(73) Assignee: **Dorel Juvenile Group, Inc.**, Foxboro, MA (US)

(**) Term: **14 Years**

(21) Appl. No.: **29/521,054**

(22) Filed: **Mar. 19, 2015**

* cited by examiner

Related U.S. Application Data

(62) Division of application No. 29/468,117, filed on Sep. 26, 2013, now Pat. No. Des. 727,037.

(51) **LOC (10) Cl.** **06-01**

(52) **U.S. Cl.**
USPC **D6/333**

(58) **Field of Classification Search**
USPC D6/333-336, 339, 344, 702, 716, D6/716.1-716.7; 297/183.1-183.4, 297/184.13, 184.15, 184.17, 250.1, 255, 297/256.1, 256.15, 219.12, 463.1; D12/129-130, 133; D21/412, 428, 419; 280/30-31; 5/94, 98.1, 5/99.1, 101-102, 5/105, 655, 93.1, 12.1; 24/200
CPC A47D 13/02; A47D 13/10; A47D 1/00; A47D 1/002; A47D 1/004; B60N 2/22; B60N 2/24; A47C 7/021; A47C 7/022; A47C 7/002; A47C 7/18; A47C 7/24; A47C 3/00; A47C 3/02; A47C 3/025; A47C 3/20; A47C 1/00; A47C 1/02; A47C 1/04; A47C 1/06

See application file for complete search history.

Primary Examiner — Abraham Bahta
(74) *Attorney, Agent, or Firm* — Barnes & Thornburg LLP

(57) **CLAIM**

The ornamental design for a juvenile vehicle seat, as shown and described.

DESCRIPTION

FIG. 1 is a perspective view, taken from the front, right side, of a juvenile vehicle seat in accordance with a first embodiment of our new design;
FIG. 2 is a front elevation view of the juvenile vehicle seat shown in FIG. 1;
FIG. 3 is a rear elevational view thereof;
FIG. 4 is a right-side elevational view thereof;
FIG. 5 is a left-side elevational view thereof;
FIG. 6 is a top view thereof; and,
FIG. 7 is a bottom view thereof.
The broken line showing of portions of the juvenile vehicle seat in FIGS. 3 and 6 is included for the purpose of illustrating environmental structure and forms no part of the claimed design.

1 Claim, 7 Drawing Sheets






FIG. 1

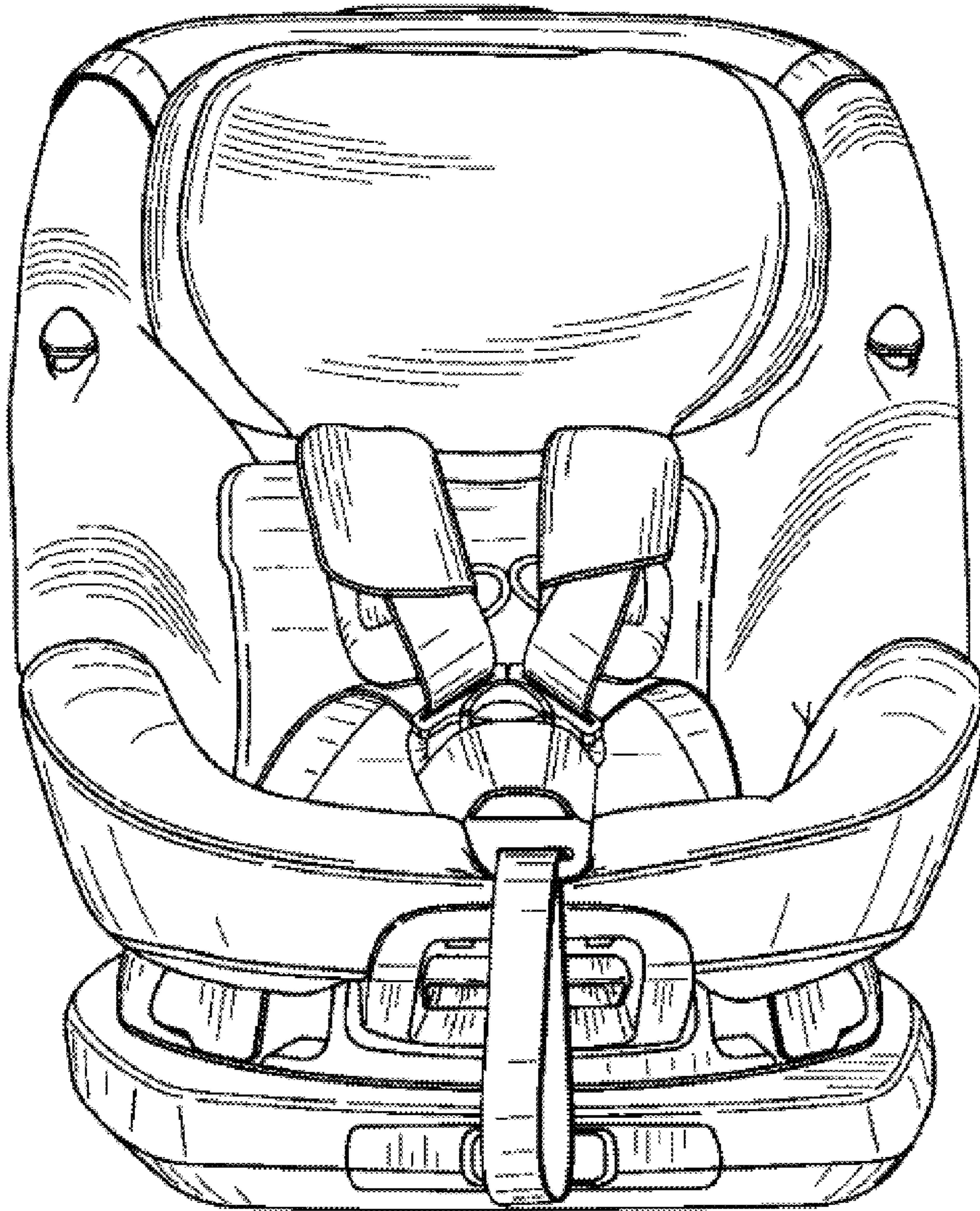


FIG. 2

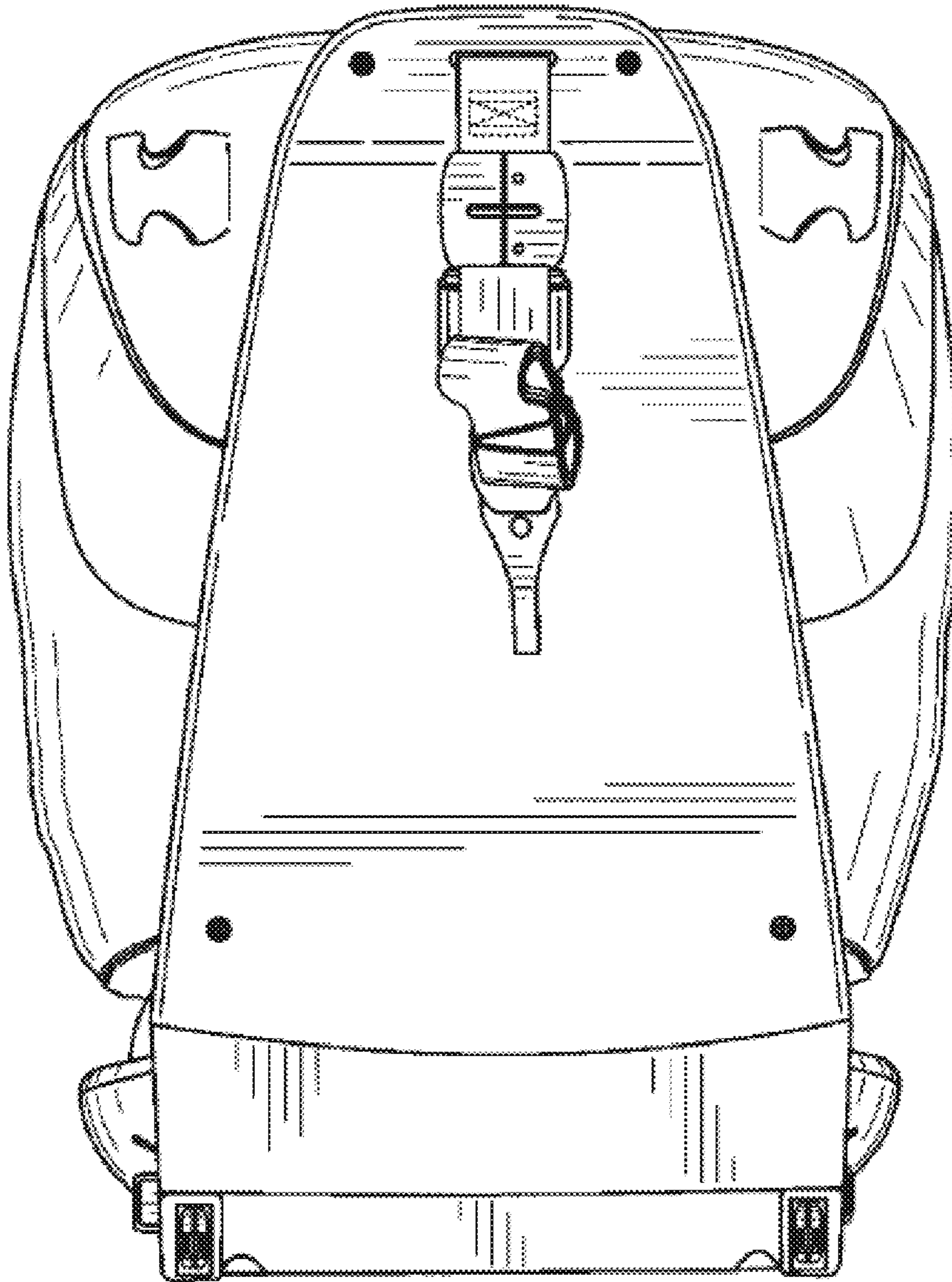


FIG. 3

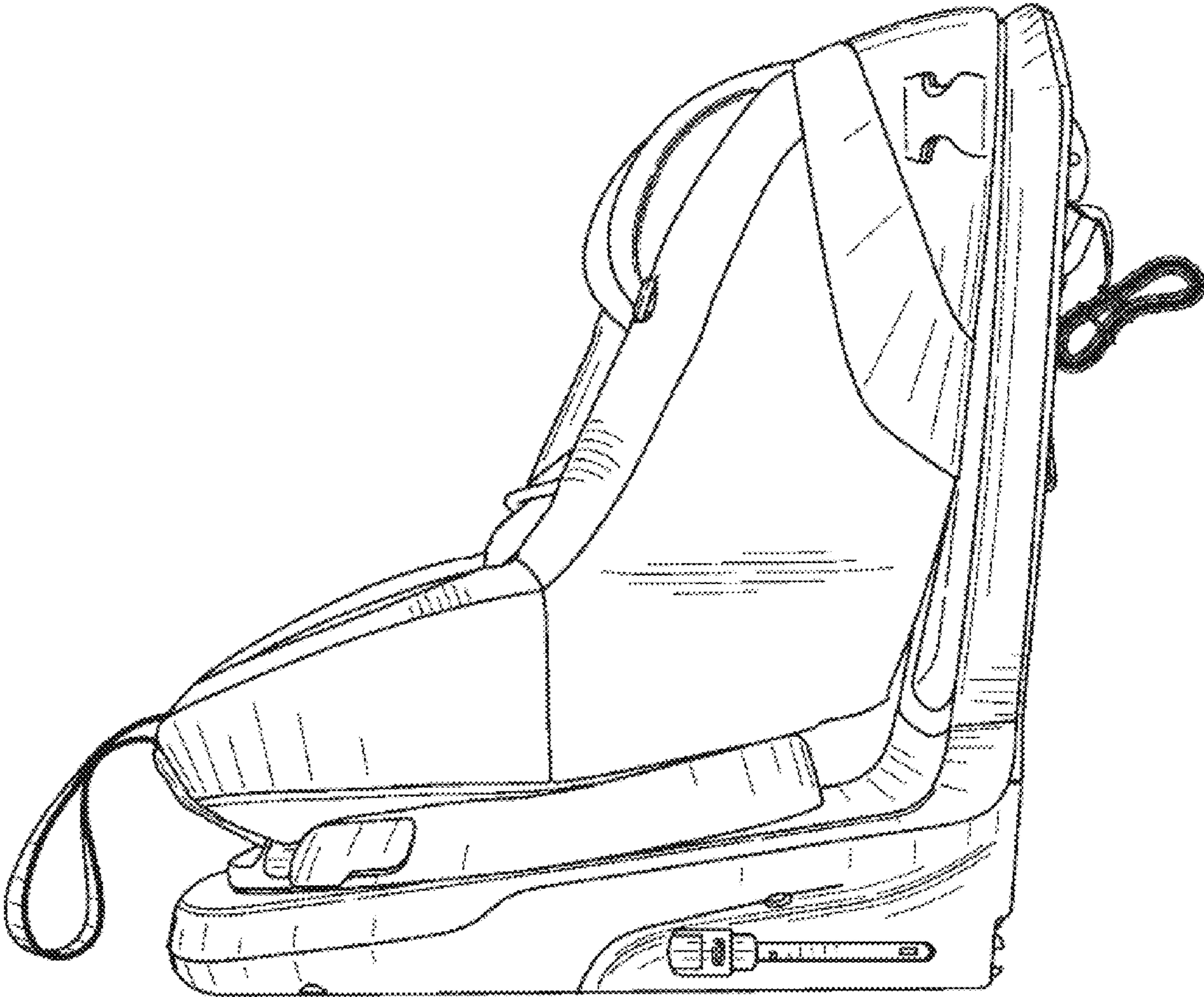


FIG. 4

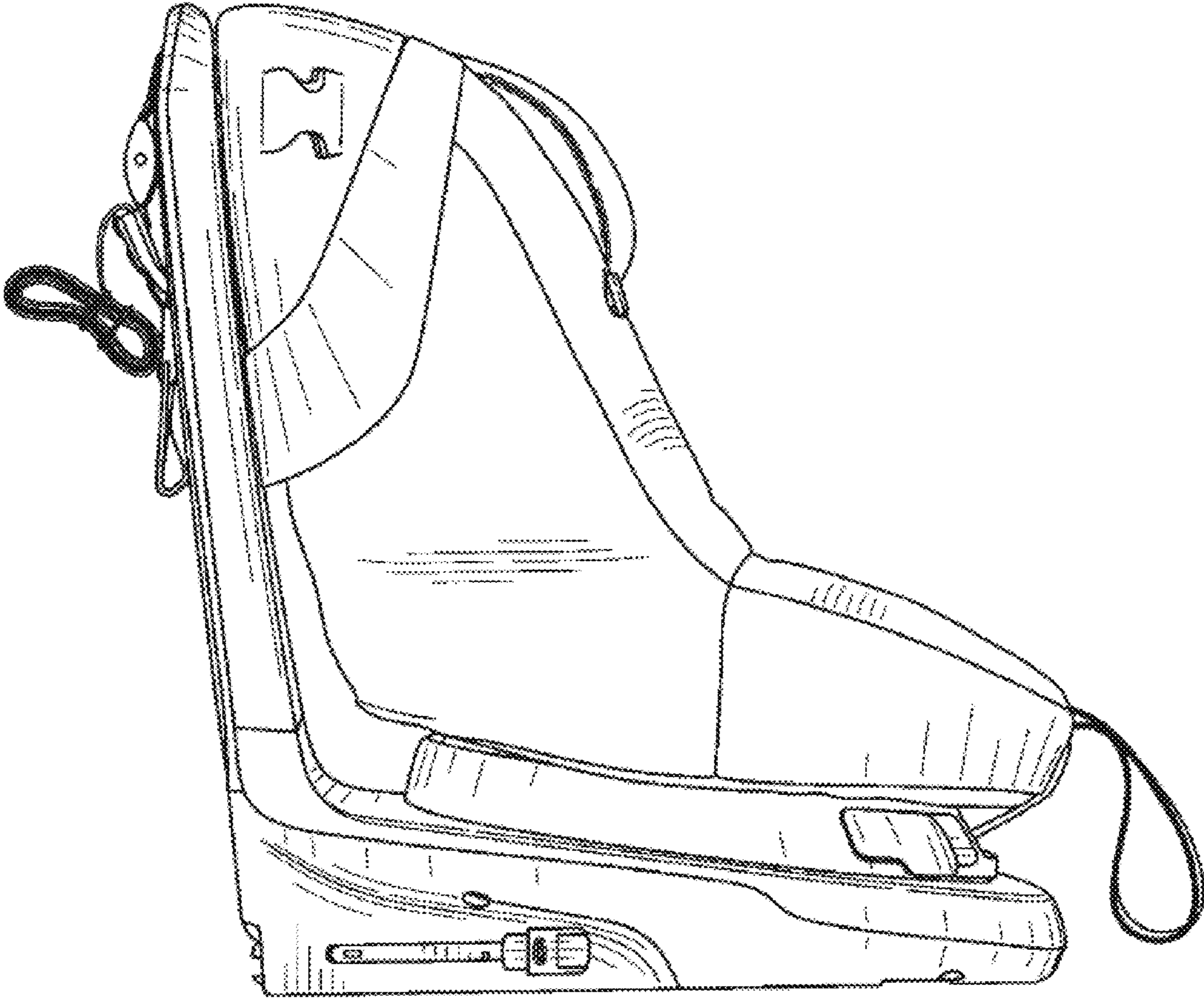


FIG. 5

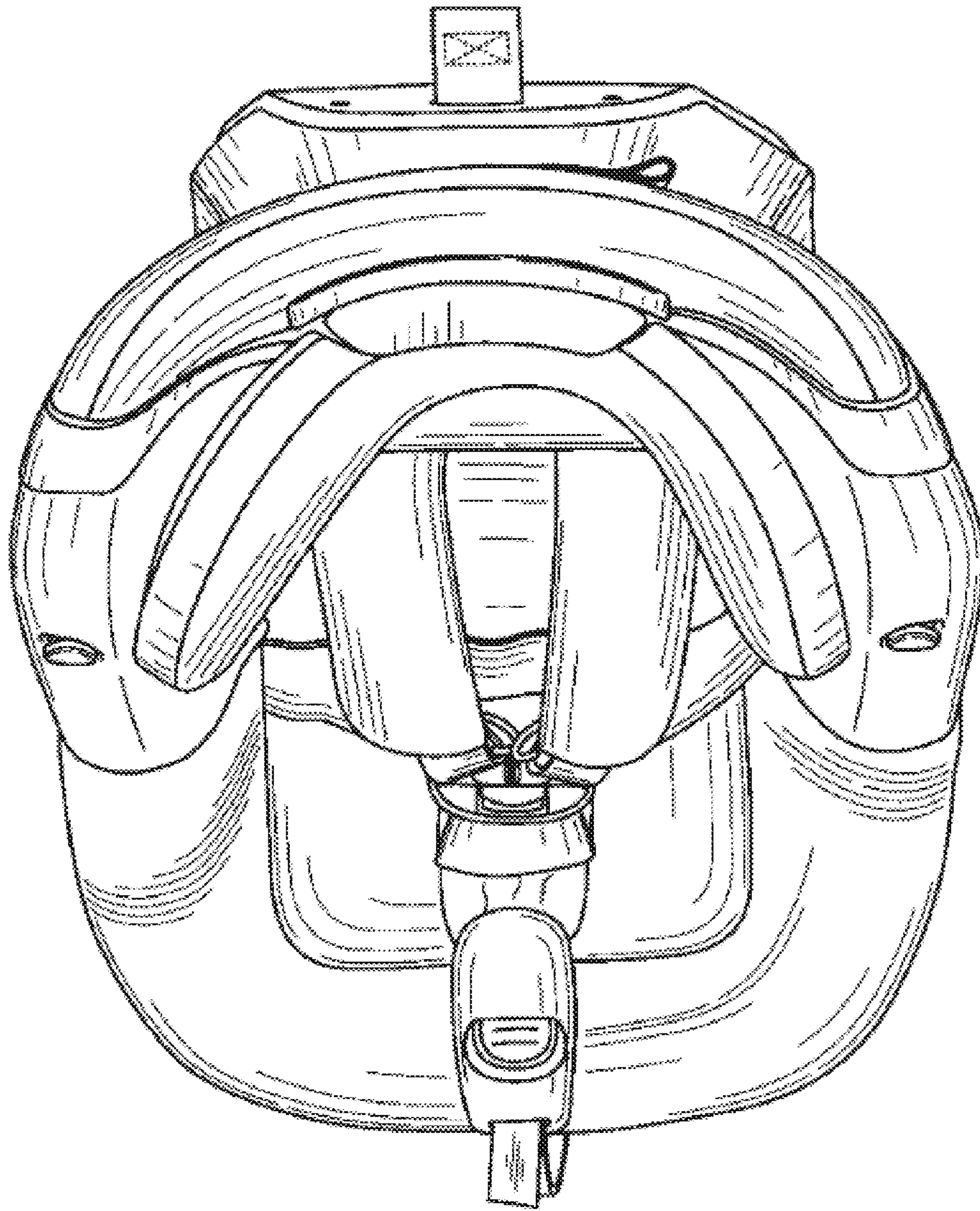


FIG. 6

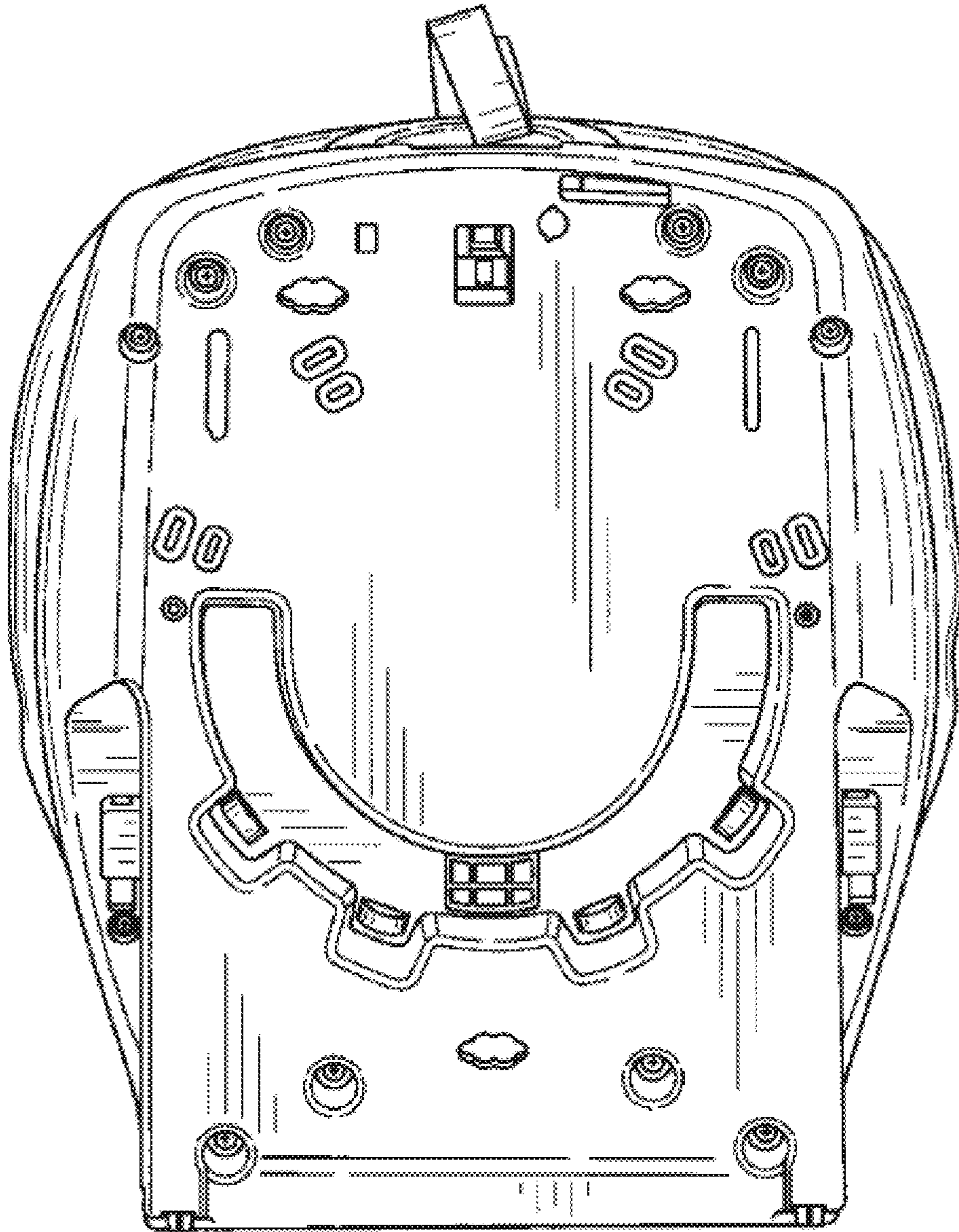


FIG. 7