



US00D780459S

(12) **United States Design Patent** (10) **Patent No.:** **US D780,459 S**
Xi et al. (45) **Date of Patent:** **** Mar. 7, 2017**

(54) **ORAL CARE IMPLEMENT**
(71) Applicant: **Colgate-Palmolive Company**, New York, NY (US)
(72) Inventors: **Wen Jin Xi**, Shanghai (CN); **Guang Sheng Guo**, Yangzhou (CN); **Fan Gang Xie**, Yangzhou (CN); **Li Ping Zhang**, Yangzhou (CN)

D517,325 S * 3/2006 Black D4/108
D596,407 S 7/2009 Xi
D611,712 S * 3/2010 Stoerkel D4/104
D617,562 S 6/2010 Jin
D628,808 S 12/2010 Xi et al.
D653,035 S * 1/2012 Gebski D4/101
D677,058 S 3/2013 Xi et al.
D689,286 S 9/2013 Ding et al.

(Continued)

(73) Assignee: **COLGATE-PALMOLIVE COMPANY**, New York, NY (US)

FOREIGN PATENT DOCUMENTS

CN 302573309 S 9/2013
CN 302573312 S 9/2013

(**) Term: **15 Years**

(Continued)

(21) Appl. No.: **29/571,743**

Primary Examiner — Catheri Oliver-Garcia
Assistant Examiner — Rebekah A Caruso

(22) Filed: **Jul. 21, 2016**

(57) **CLAIM**

Related U.S. Application Data

The ornamental design for an oral care implement, as shown and described.

(62) Division of application No. 29/528,257, filed on May 27, 2015, now Pat. No. Des. 765,987.

DESCRIPTION

(51) **LOC (10) Cl.** **04-02**
(52) **U.S. Cl.**
USPC **D4/104**

(58) **Field of Classification Search**
USPC D4/100–102, 104–118, 124–125,
D4/127–132, 136, 138
CPC A46B 5/00; A46B 5/0004; A46B 5/0008;
A46B 5/0012; A46B 5/002; A46B
5/0095; A46B 9/04; A46B 11/0006; A46B
2200/1066; A61B 17/24; A61C 17/16
See application file for complete search history.

FIG. 1 is a front right perspective view of an oral care implement according to the new design;
FIG. 2 is a rear left perspective view thereof;
FIG. 3 is a front view thereof;
FIG. 4 is a rear view thereof;
FIG. 5 is a left side view thereof;
FIG. 6 is a right side view thereof;
FIG. 7 is a top view thereof; and,
FIG. 8 is a bottom view thereof.

(56) **References Cited**

The broken lines shown in the figures that are immediately adjacent to the shaded areas and define unshaded regions are used solely for the purpose of illustrating environmental boundaries. All other broken lines, including the features within broken line boundaries, are directed to environment. The broken lines form no part of the claimed design.

U.S. PATENT DOCUMENTS

6,220,772 B1 * 4/2001 Taylor A61C 17/227
401/150
D494,370 S 8/2004 Wong

1 Claim, 5 Drawing Sheets



(56)

References Cited

U.S. PATENT DOCUMENTS

D696,518 S 12/2013 Ballmaier et al.
D710,111 S 8/2014 Ding et al.
D751,296 S 3/2016 Xi et al.
9,402,461 B2 * 8/2016 Brik A46B 9/025
2016/0174699 A1 * 6/2016 Doll A46B 11/002
15/22.1

FOREIGN PATENT DOCUMENTS

CN 303147805 S 4/2015
EP 2348917 B1 * 4/2016 A46B 9/005
WO WO 2016058923 A1 * 4/2016 A46B 9/028

* cited by examiner

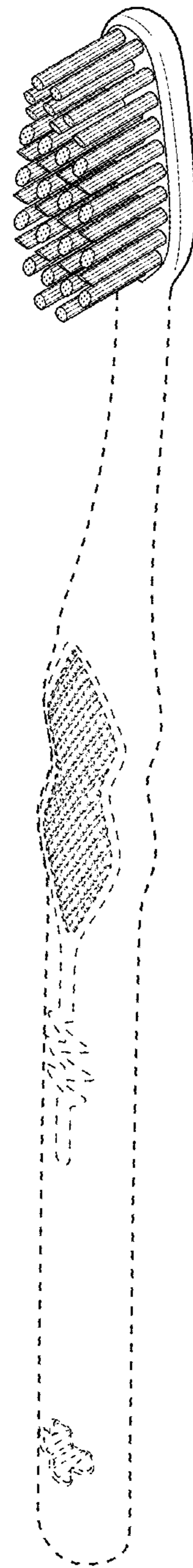


FIG. 1

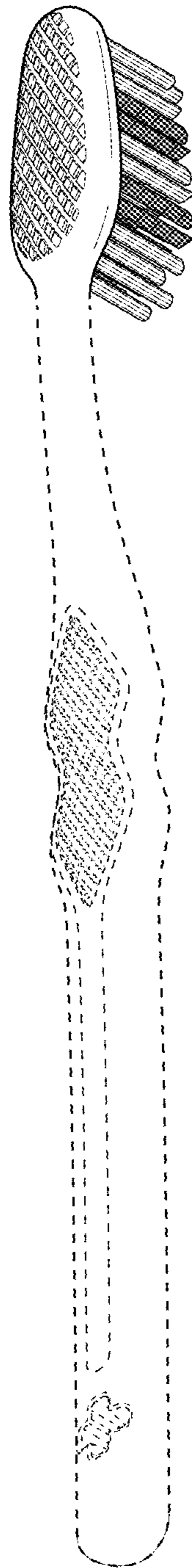


FIG. 2

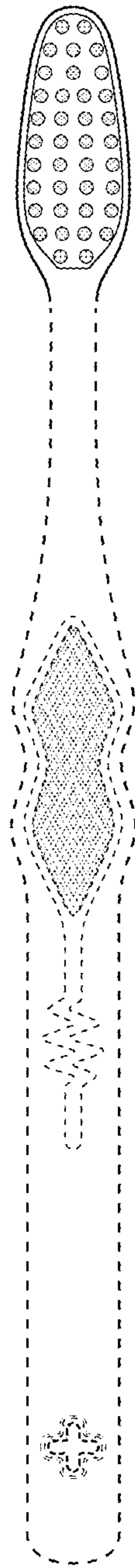


FIG. 3



FIG. 4

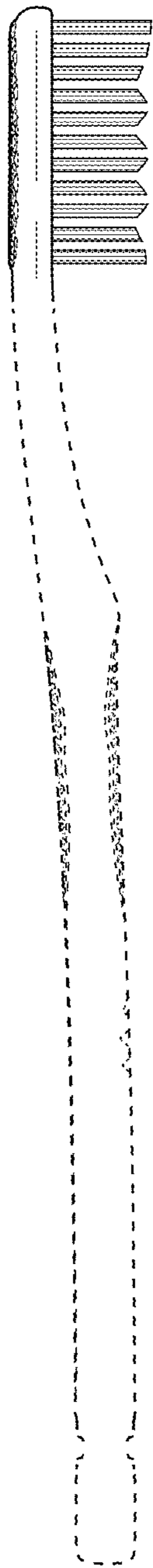


FIG. 5

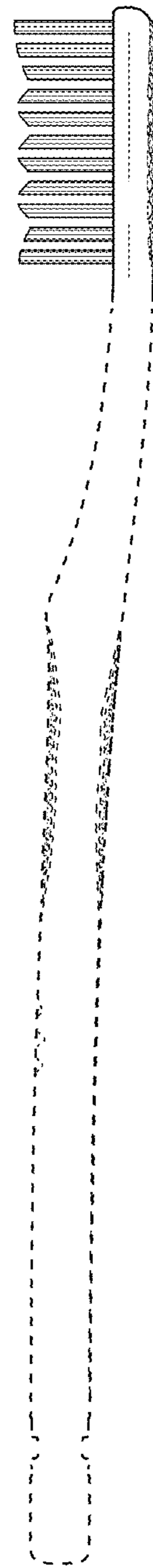


FIG. 6

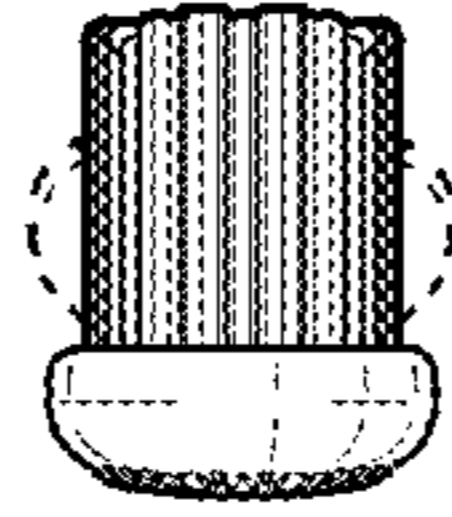


FIG. 7

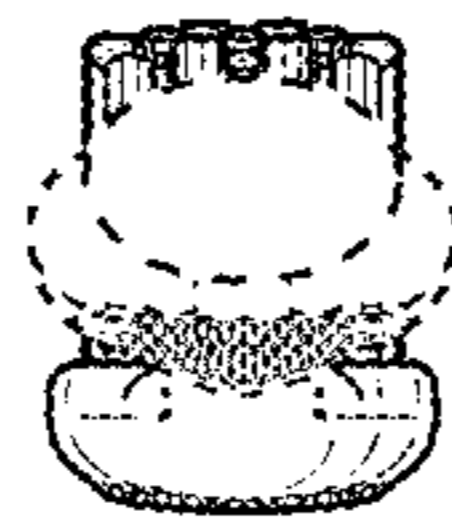


FIG. 8