



US00D780454S

(12) **United States Design Patent** (10) **Patent No.:** **US D780,454 S**
Zwetzig et al. (45) **Date of Patent:** **** Mar. 7, 2017**

(54) **BACKPACK**

(71) Applicant: **Thule Organization Solutions, Inc.**,
Niwot, CO (US)

(72) Inventors: **Nathan Roger Zwetzig**, Westminster,
CO (US); **Daniel Chaney**, Louisville,
CO (US)

(73) Assignee: **Thule Organization Solutions, Inc.**,
Niwot, CO (US)

(**) Term: **14 Years**

(21) Appl. No.: **29/501,618**

(22) Filed: **Sep. 5, 2014**

(51) **LOC (10) Cl.** **03-01**

(52) **U.S. Cl.**
USPC **D3/318**

(58) **Field of Classification Search**
USPC D3/201, 215, 216, 217, 283, 318, 321,
D3/327; 150/100, 101, 102, 104, 154;
224/153
CPC A45F 3/00; A45F 3/02; A45F 3/04;
A45F 3/042; A45F 3/047; A45F
3/06; A45F 3/10; A45F 3/12; A45F 3/14;
A45F 2003/122; A45F 2003/125; A45F
2003/144

See application file for complete search history.

(56) **References Cited**

U.S. PATENT DOCUMENTS

D197,546 S	2/1964	Motokane
4,018,369 A	4/1977	Jaeger
D249,189 S	8/1978	Stewart
4,318,502 A	3/1982	Lowe et al.
4,368,835 A	1/1983	Murphy
4,420,103 A	12/1983	Douglass
6,164,509 A	12/2000	Gausling et al.
D441,186 S	5/2001	Daboudet
6,243,892 B1	6/2001	Kelling

D461,048 S	8/2002	Blanking
D511,620 S	11/2005	Van Himbeeck
D550,448 S	9/2007	Boje et al.
D604,503 S	11/2009	Patadia et al.
D630,427 S	1/2011	McGuire
D641,973 S	7/2011	Quehl
7,971,764 B2	7/2011	Sabbah
D642,791 S	8/2011	Quehl
8,123,581 B2	2/2012	Aschauer
8,157,138 B2	4/2012	Leyendecker

(Continued)

OTHER PUBLICATIONS

YouTube.com: Action Camera Bags—Thule Legend GoPro Back-
pack. Published Jun. 17, 2015. Retrieved from the internet at
<<https://www.youtube.com/watch?v=HWbsERAVZAQ>>, Jan. 27,
2016. 3 pages.*

(Continued)

Primary Examiner — Manpreet Matharu
Assistant Examiner — Christy Nemeth
(74) *Attorney, Agent, or Firm* — Sheridan Ross P.C.

(57) **CLAIM**

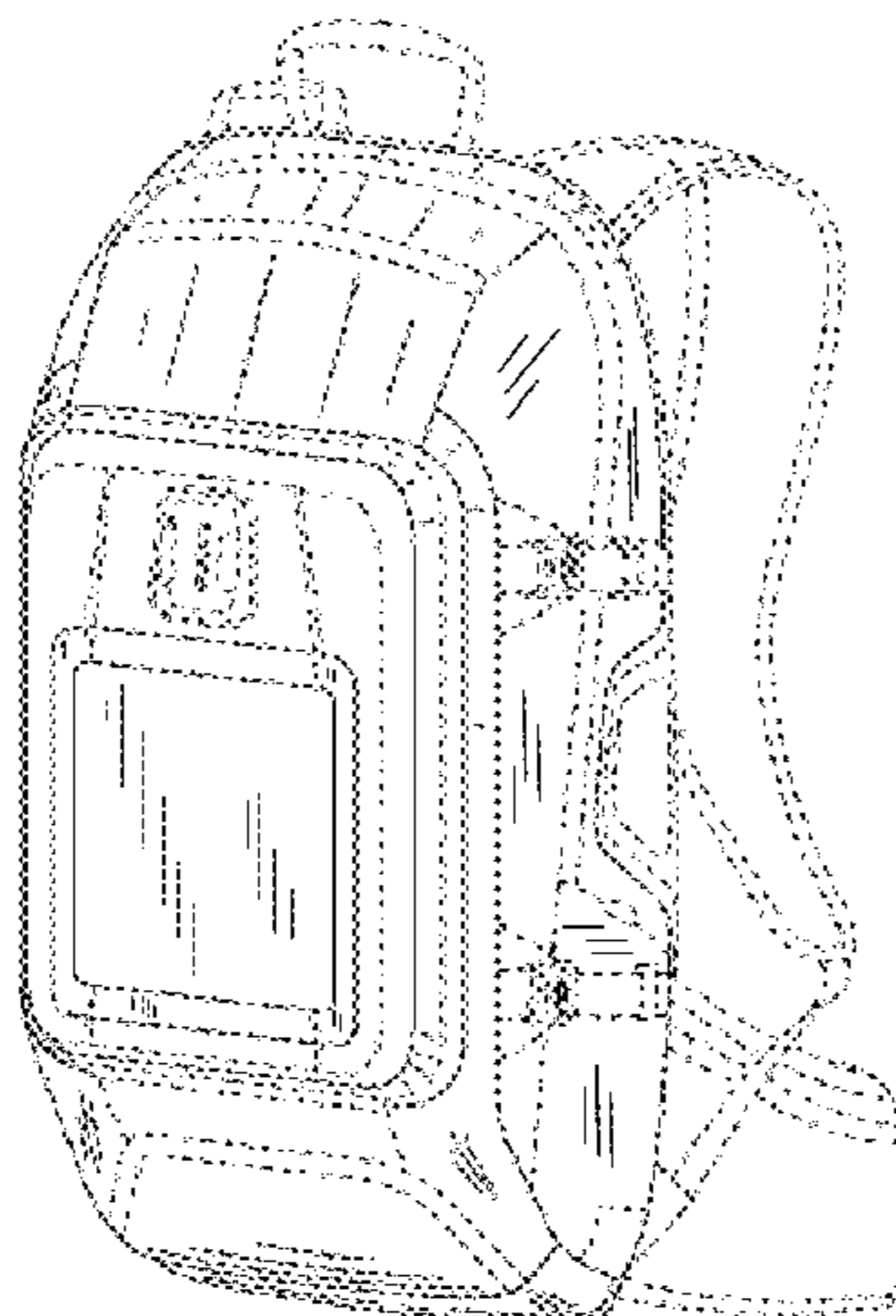
The ornamental design for a backpack, as shown and
described.

DESCRIPTION

FIG. 1 is a front perspective view of the backpack;
FIG. 2 is a front elevation view thereof;
FIG. 3 is a rear elevation view thereof;
FIG. 4 is a right elevation view thereof;
FIG. 5 is a left elevation view thereof; and,
FIG. 6 is a top plan view thereof.

The broken lines shown in the drawings are for the purpose
of illustrating elements of the backpack which form no part
of the claimed design. The broken lines in the form of
dot-dash lines define the bounds of the claimed design and
form no part thereof.

1 Claim, 6 Drawing Sheets



(56)

References Cited

U.S. PATENT DOCUMENTS

D674,591	S	1/2013	Hargens et al.	
D699,943	S	2/2014	Mather	
D699,944	S	2/2014	Mather	
D706,534	S *	6/2014	Zwetzig	D3/216
D708,845	S *	7/2014	Taylor	D3/216
D709,689	S	7/2014	Brunazzi et al.	
D710,085	S *	8/2014	Szewczyk	D3/217
D713,139	S *	9/2014	Ford	D3/217
D722,431	S	2/2015	Sagan et al.	
D725,378	S	3/2015	Ford	
D734,032	S *	7/2015	Robinson	D3/283
D734,942	S	7/2015	Robinson et al.	
D739,653	S *	9/2015	Majeau	D3/217
D745,777	S *	12/2015	Zwetzig	D3/217
D747,104	S *	1/2016	Ford	D3/216
2008/0029562	A1	2/2008	Hawkins et al.	
2008/0295215	A1	12/2008	Burke et al.	
2013/0221050	A1 *	8/2013	Murphy	A45C 5/06 224/607

OTHER PUBLICATIONS

U.S. Appl. No. 29/486,046, filed Mar. 26, 2014, Zwetzig et al.
 U.S. Appl. No. 29/498,685, filed Aug. 6, 2004, Mather.
 U.S. Appl. No. 29/501,619, filed Sep. 5, 2014, So.
 Notice of Allowance for U.S. Appl. No. 29/432,002 mailed Sep. 30, 2013, 10 pages.
 Notice of Allowance for U.S. Appl. No. 29/486,046, mailed Aug. 20, 2015, 8 pages.

* cited by examiner

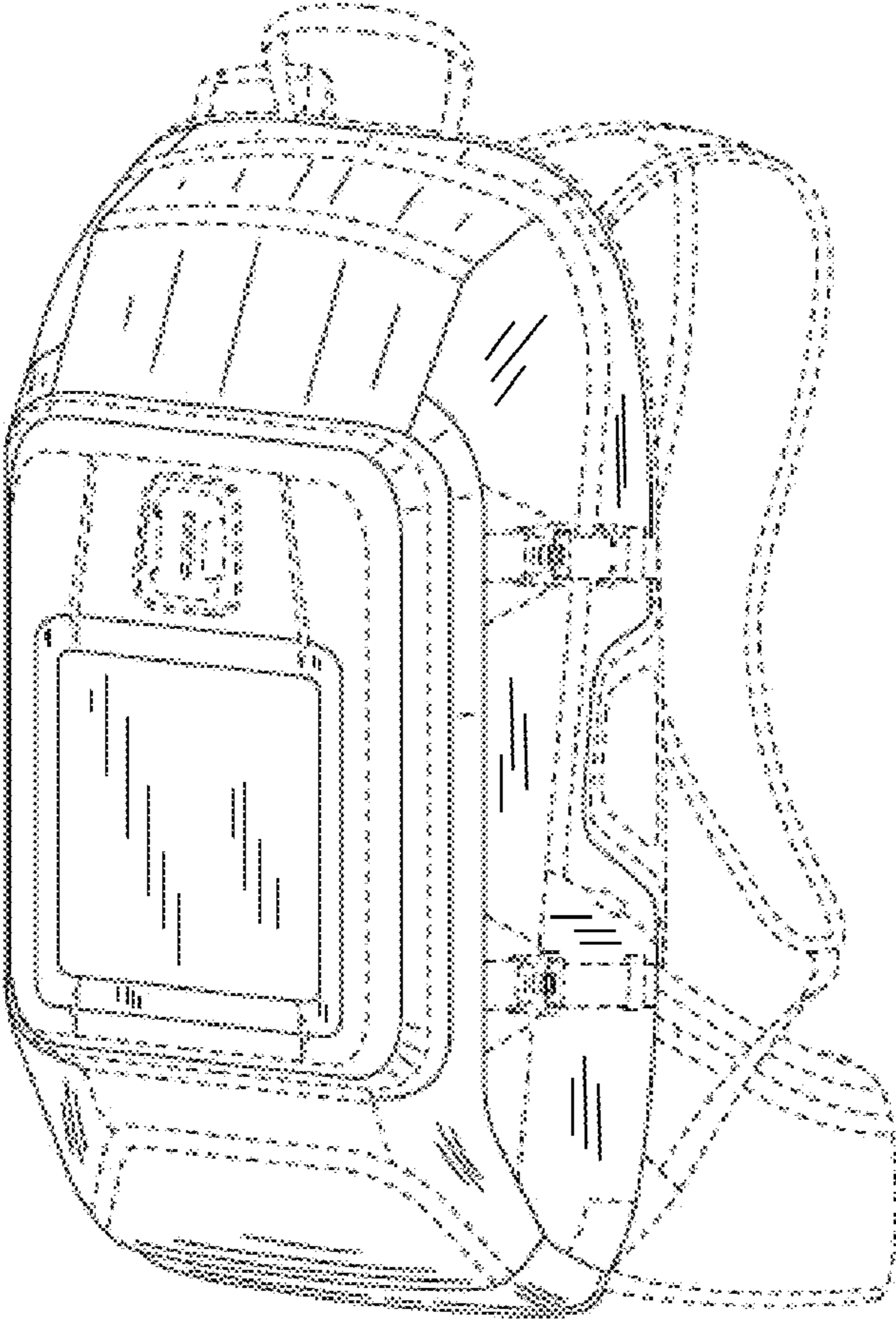


FIG.1

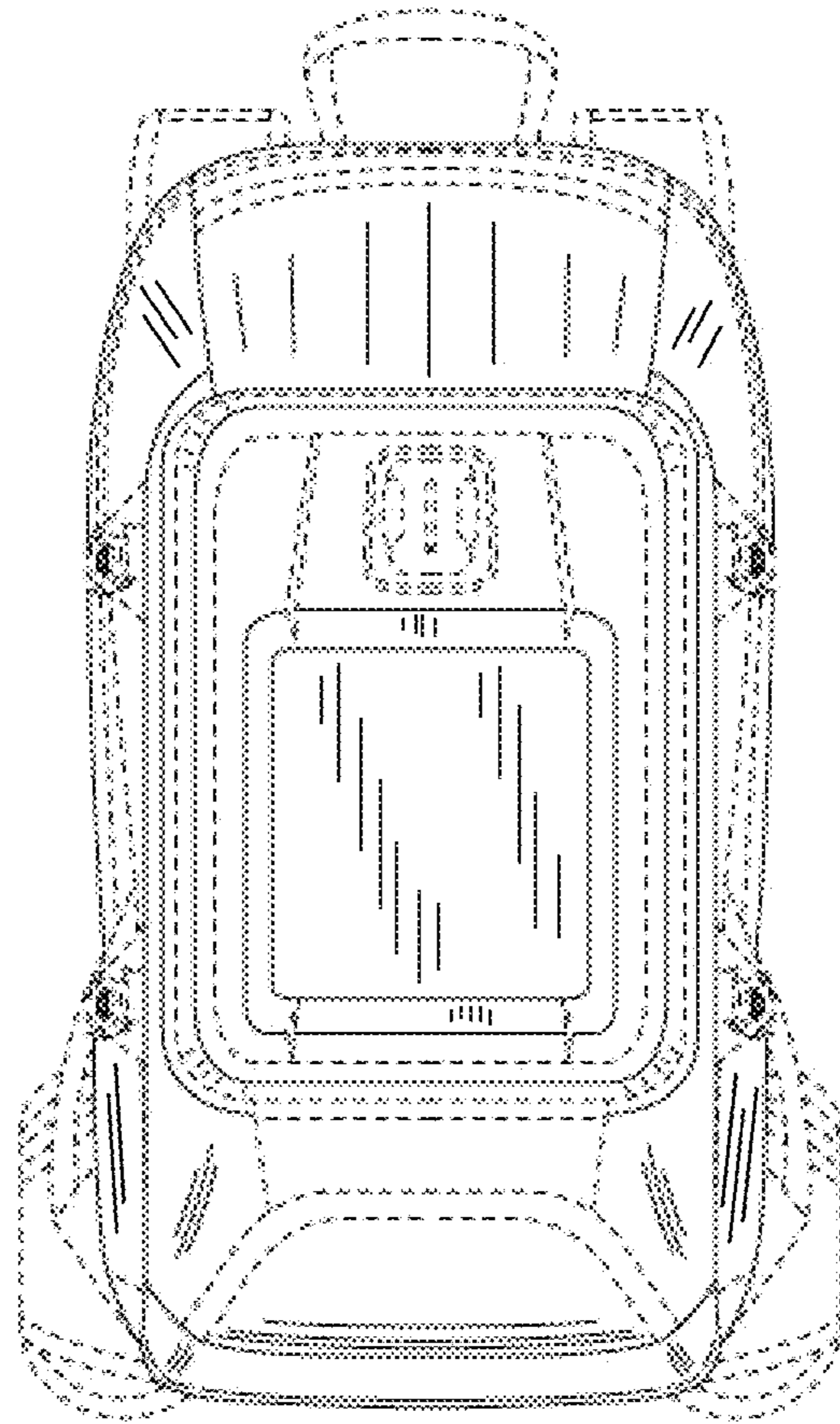


FIG.2

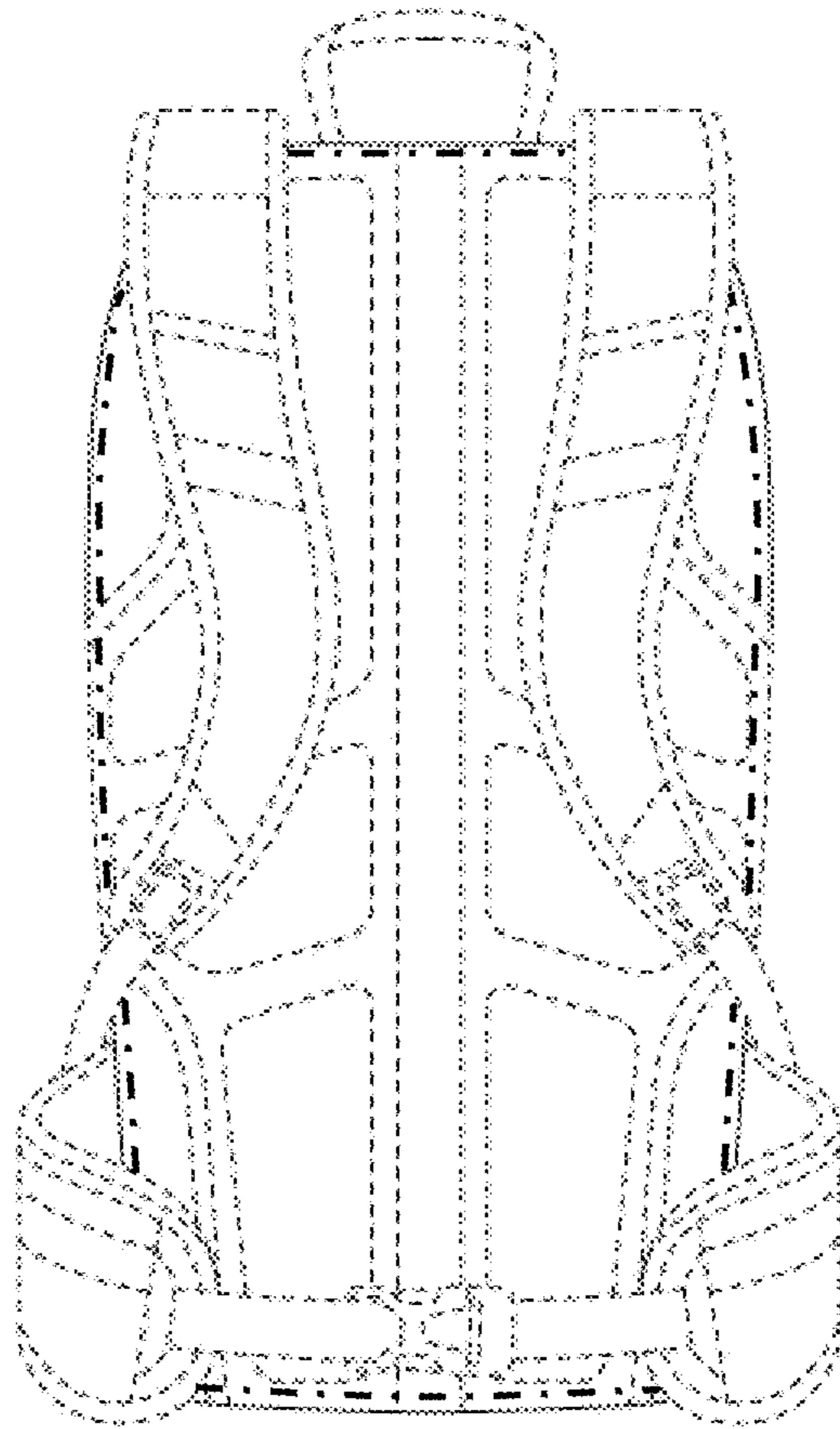


FIG.3

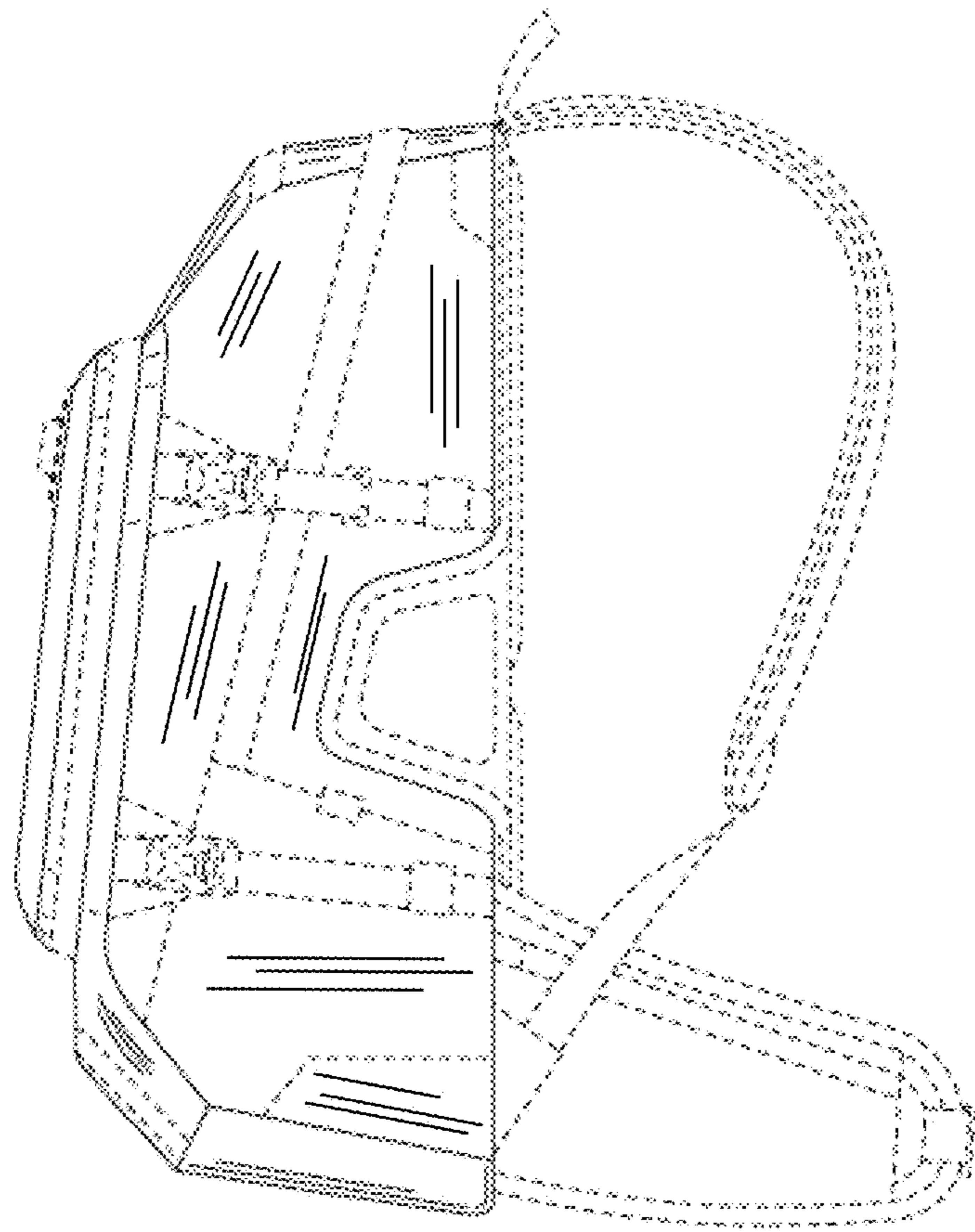


FIG.4

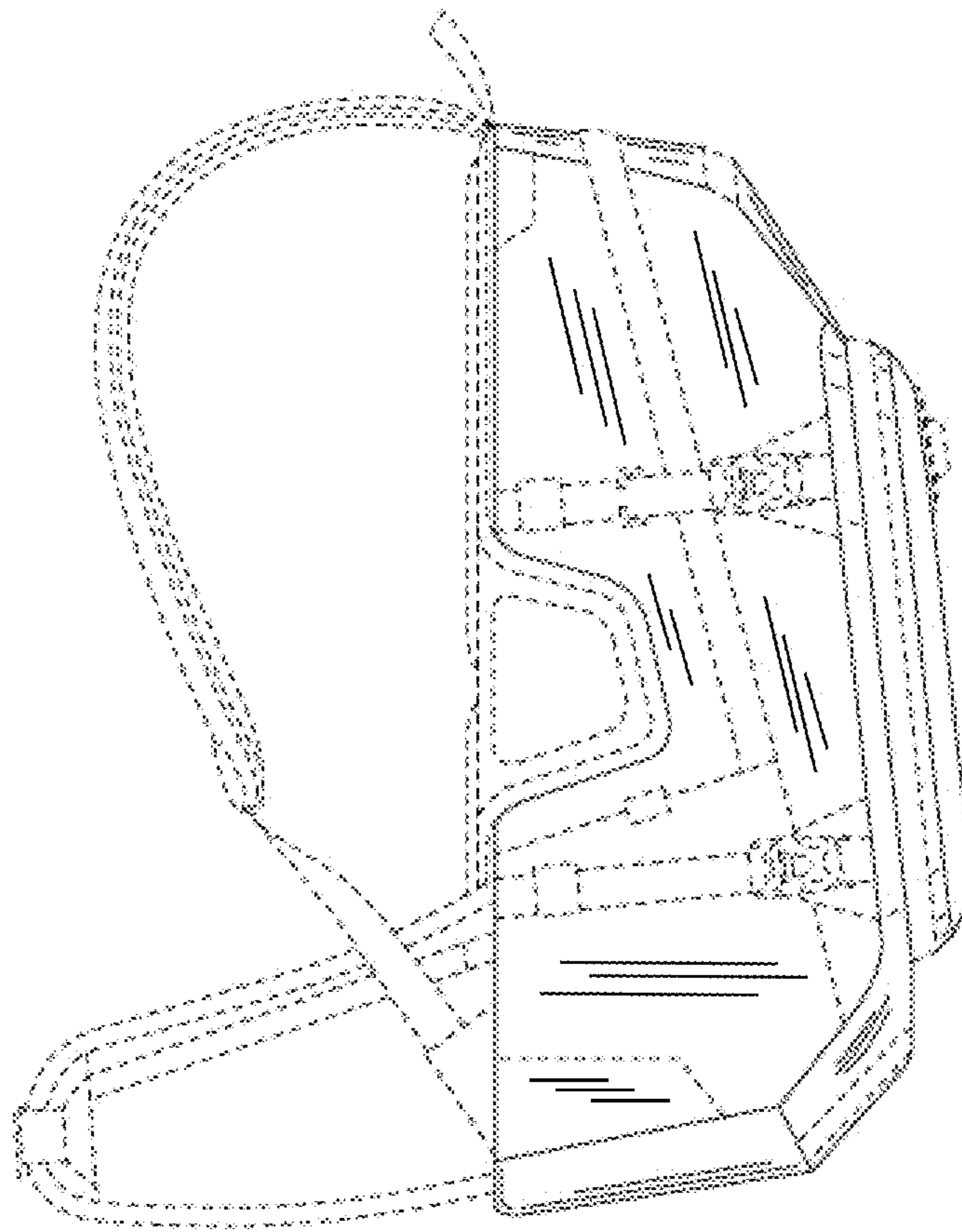


FIG.5

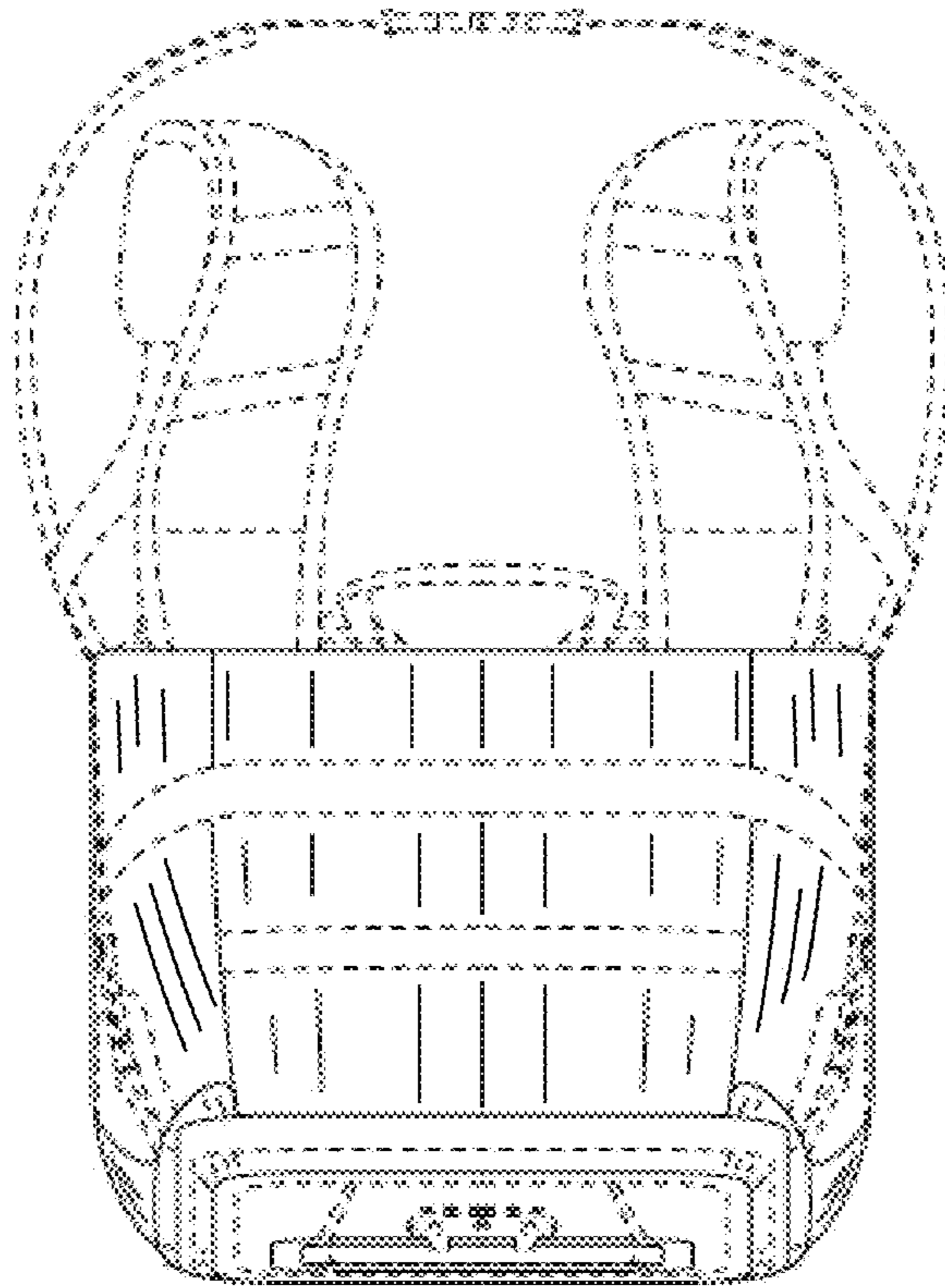


FIG.6