



US00D780443S

(12) **United States Design Patent**  
**Blahnik**

(10) **Patent No.:** **US D780,443 S**

(45) **Date of Patent:** **\*\* Mar. 7, 2017**

(54) **HANDBAG**

(71) Applicant: **Manolo Blahnik**, London (GB)

(72) Inventor: **Manolo Blahnik**, London (GB)

(\*\*) Term: **15 Years**

(21) Appl. No.: **29/553,528**

(22) Filed: **Feb. 2, 2016**

(51) **LOC (10) Cl.** ..... **03-01**

(52) **U.S. Cl.**  
USPC ..... **D3/240**

(58) **Field of Classification Search**  
USPC ..... D3/232–233 M, 240–243, 245–246, 318  
CPC ..... A45C 3/08; A45C 1/024  
See application file for complete search history.

(56) **References Cited**

**U.S. PATENT DOCUMENTS**

D577,915 S \* 10/2008 Gonzalez ..... D3/318  
D581,663 S \* 12/2008 Gonzalez ..... D3/242  
D589,254 S \* 3/2009 Gonzalez ..... D3/318

D597,303 S \* 8/2009 Billauer ..... D3/232  
D612,610 S \* 3/2010 Gonzalez ..... D3/318  
D628,804 S \* 12/2010 Gonzalez ..... D3/318  
D730,643 S \* 6/2015 Langer ..... D3/232

\* cited by examiner

*Primary Examiner* — Holly Baynham

(74) *Attorney, Agent, or Firm* — McGuireWoods LLP


(57) **CLAIM**

I claim the ornamental design for a handbag, as shown and described.

**DESCRIPTION**

FIG. 1 is a right perspective view of the handbag;  
FIG. 2 is a front view of the handbag shown in FIG. 1;  
FIG. 3 is a rear view of the handbag shown in FIG. 1;  
FIG. 4 is a top view of the handbag shown in FIG. 1;  
FIG. 5 is a bottom view of the handbag shown in FIG. 1;  
FIG. 6 is a right-side view of the handbag shown in FIG. 1;  
and,  
FIG. 7 is a left-side view of the handbag shown in FIG. 1.

**1 Claim, 7 Drawing Sheets**






FIG 1




FIG 2




FIG 3

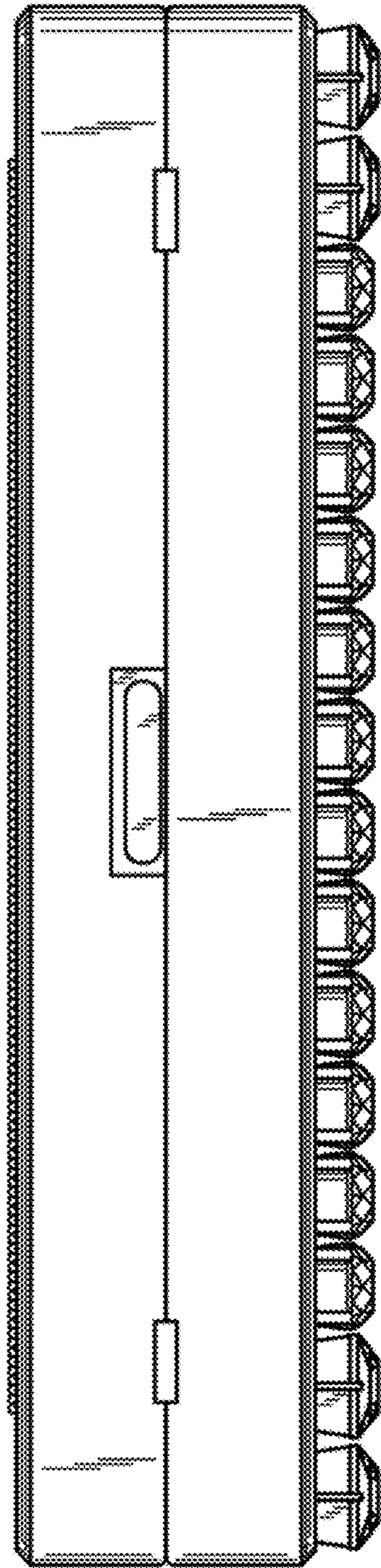


FIG 4

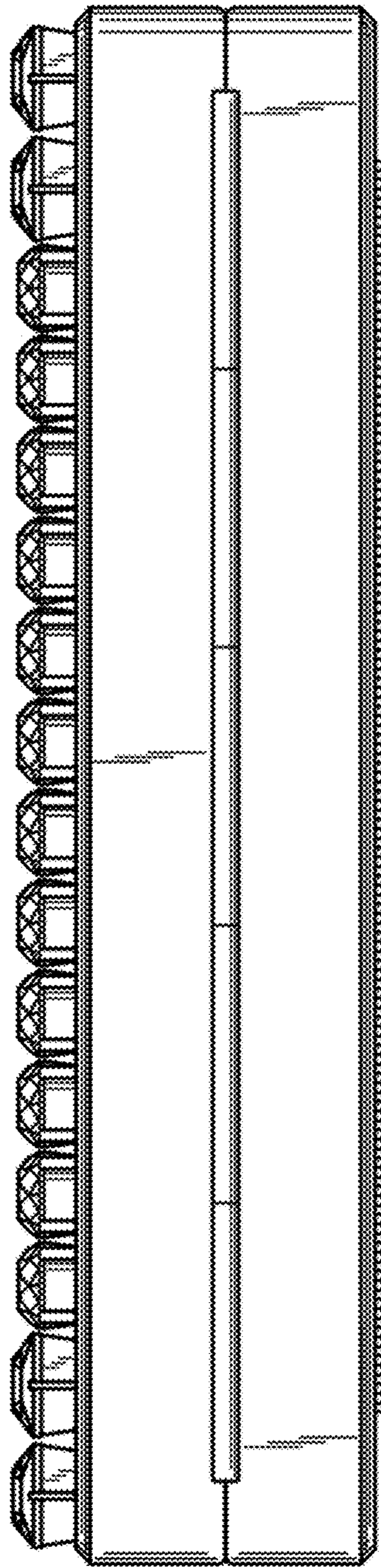


FIG 5

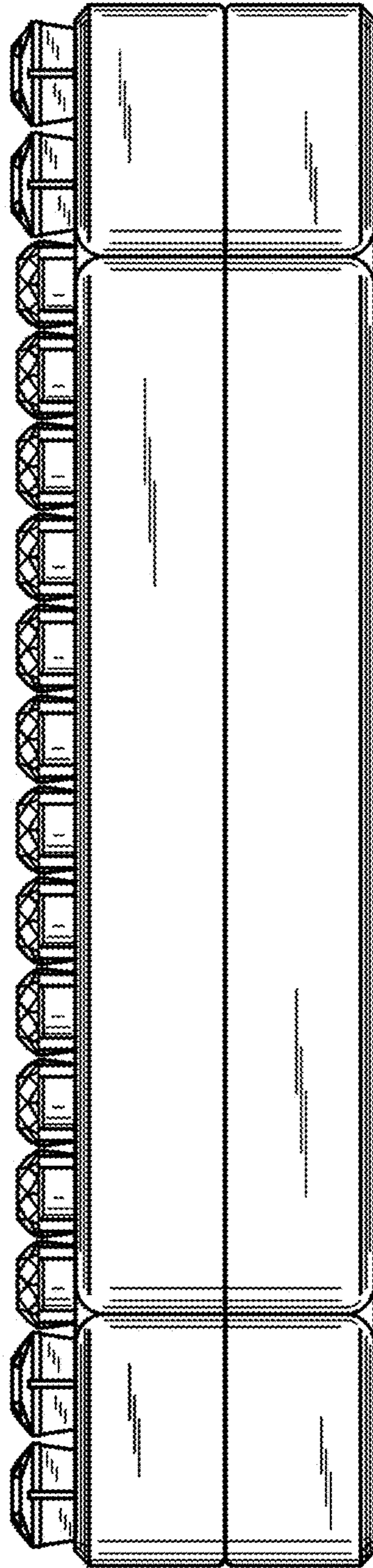


FIG 6

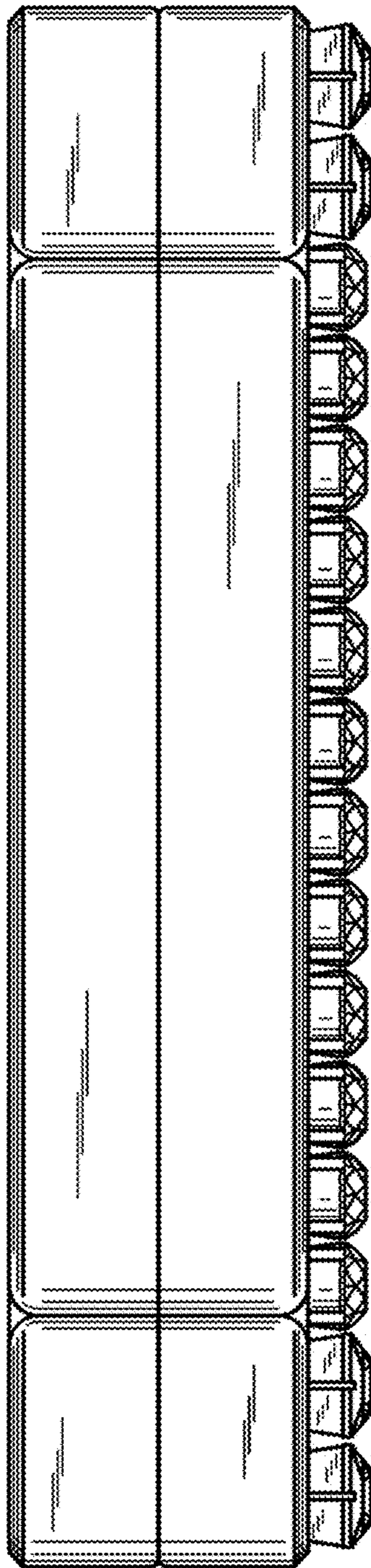


FIG 7